

# **EXTENDED CATALOG**

2020 EDITION



## Table Of Contents

<b>Introduction</b>	<b>3</b>
General Information	3
Assembly Tips	5
Technical Information	13
<b>15 Series</b>	<b>16</b>
T-Slotted Extrusion Profiles	16
Machining Services	26
Fasteners	34
Brackets (Corner Brackets, Joining Plates, 45° Supports)	44
Hinges	70
Linear Motion	84
Accessories	90
Floor-to-Frame (Leveling Feet, Casters, Base Plates)	106
<b>13 Series</b>	<b>116</b>
Casters	117
Leveling Feet	121
Panels/Wire Mesh	122
Accessories	125
Brackets	128
Handles	131
Drawer Slides	134
Structural Shapes	135
Assembly Tools	139
<b>10 Series</b>	<b>140</b>
T-Slotted Extrusion Profiles	140
Machining Services	144
Fasteners	150
Brackets (Corner Brackets, Joining Plates, 45° Supports)	156
Hinges	172
Accessories	184
Floor-to-Frame (Leveling Feet, Casters, Base Plates)	192
<b>40 Series</b>	<b>200</b>
T-Slotted Extrusion Profiles	200
Machining Services	202
Fasteners	208
Brackets	214
Floor-to-Frame	220
Accessories	222
<b>45 Series</b>	<b>224</b>
T-Slotted Extrusion Profiles	224
Machining Services	226
Fasteners	228
Brackets	230
Floor-to-Frame	236
Accessories	238
<b>Faz-Tube &amp; Accessories</b>	<b>240</b>
<b>Index</b>	<b>241</b>

## Faztek Product Series

Faztek offers extrusions and components in four specific series - 10, 13, 15, 40, and 45. Each series contains a grouping of compatible extrusion profiles, components, accessories and fasteners. The following pages provide a general overview of each product series.

### 10 Series

10 Series extrusions and components are primarily used for light-weight applications where heavy loads are not applied. Common product uses may include machine guards, small carts, racks, end of arm tooling, testing equipment and much more.

All 10 Series extrusion profiles share these characteristics:

- Based on 1.00" increments
- 0.25" T-slot opening
- 0.50" center line
- Both smooth and alignment groove profiles available

### 15 Series

15 Series extrusions and components are the most popular within the Faztek product line-up. Common product uses may include machine guards, perimeter guards, machine bases, testing equipment, conveyors, work stations, mezzanines, material handling units and much more.

All 15 Series extrusion profiles share these characteristics:

- Based on 1.50" increments
- 0.315" or 0.320" T-slot opening
- 0.75" center line
- Both smooth and alignment groove profiles available

Prefix	Category
10AC	Accessories
10BP	Base Plates
10CB	Corner Brackets
10EX	Grooved Extrusions
10FA	Fasteners
10FAC	Fastener Combos
10FF	Floor-To-Frame
10HI	Hinges
10JP	Joining Plates/Strips
10LM	Linear Motion
10MA	Machining Service
10MFA	Metric Fasteners
10QE	Smooth Extrusions
10SP	Supports
10SS	Structural Shapes

Prefix	Category
15AC	Accessories
15BP	Base Plates
15CB	Corner Brackets
15EX	Grooved Extrusions
15FA	Fasteners
15FAC	Fastener Combos
15FF	Floor-To-Frame
15HI	Hinges
15JP	Joining Plates/Strips
15LM	Linear Motion
15MA	Machining Service
15MFA	Metric Fasteners
15QE	Smooth Extrusions
15SP	Supports
15SM	Smooth Extrusions
15SS	Structural Shapes

**40 Series**

40 Series extrusions and components are based on metric units. This series is also commonly used for applications such as partitions, work stations and many others.

All 40 Series extrusion profiles share these characteristics:

- Based on 40mm
- 8.13mm T-slot opening
- 20mm center line
- Smooth surface profile (no alignment grooves)

**45 Series**

45 Series extrusions and components are based on metric units. This series is also commonly used for applications such as partitions, work stations and many others.

All 45 Series extrusion profiles share these characteristics:

- Based on 45mm increments
- 10.007mm T-slot opening
- 22.5mm center line
- Smooth surface profile (no alignment grooves)


Prefix	Category
40AC	Accessories
40BP	Base Plates
40CB	Corner Brackets
40FA	Fasteners
40FF	Floor-To-Frame
40HI	Hinges
40JP	Joining Plates/Strips
40QE	Smooth Extrusions
40SP	Supports

Prefix	Category
45AC	Accessories
45BP	Base Plates
45CB	Corner Brackets
45FA	Fasteners
45FF	Floor-To-Frame
45HI	Hinges
45JP	Joining Plates/Strips
45QE	Smooth Extrusions

**Grooved vs. Smooth Extrusion Profiles**


Faztek offers T-slotted aluminum extrusions in both grooved and smooth profiles. Although both types are functionally the same, there are certain instances where a smooth profile may suit your application better than a grooved profile, and vice versa.

Smooth profiles are great for use in highly visual applications such as trade show displays, marketing displays, and advertising units. Other applications where cleanliness is a high priority are also best suited with smooth profiles, since there are no grooves to collect dust and debris. Some examples may include markets such as food, medical, agricultural and other similar industries.



**The Use of Metric Fasteners with Fractional Extrusion Profiles**

Using metric assembly tools? Accustomed to metric fasteners? Faztek offers a large selection of metric fasteners and T-nuts which are compatible with all of our T-Slotted extrusions, even fractional profiles!



Choose from metric:

- Screws
- Bolts
- Anchor Fasteners
- End Fasteners
- T-nuts

## General Assembly Terms & Tips

When assembling projects with Faztek extrusions and components, it is very important to “think ahead” and plan before starting your project. The time it takes to assemble depends greatly on the size and scope of your project; however a quick overview and basic planning can reduce time and eliminate the need to rework certain steps.

### Pre-Loading

Pre-loading is a term used when describing a part (bracket, plate, etc.) which has been “loaded” with fasteners, usually a combination of screws and t-nuts. This is an important step which can save you time when assembling your project.

Pre-load Fasteners



Slide Pre-Loaded Part into T-Slot




### Double and Triple T-nuts

When possible, use double or triple economy T-nuts to save time and increase efficiency. These styles of T-nuts are not suitable for all applications, so look for the “FAST assembly” icons throughout the catalog for recommendations.

Double Economy T-Nut




Triple Economy T-nut



### Captive T-Slots

Captive T-Slots are extrusion T-slots which have been closed off on each side due to the addition of other extrusions, accessories or any other component. It is important that you think ahead when assembling your project to avoid closing a T-slot which must be open to accept additional fasteners and components. This is especially important when using T-nuts other than the drop-in style, which can be added to a captive T-slot. If using standard T-nuts, you may want to have a few extra drop-in T-nuts on hand in case of an “emergency” for quick fixes.

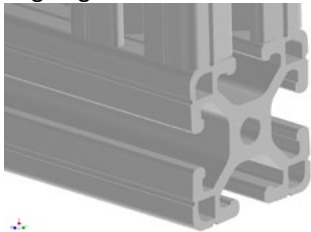
Captive T-Slot  
(no access from sides)



### Aligning Extrusions

Aligning extrusions properly ensures a clean aesthetic look and proper assembly. When connecting extrusions, align the grooves on each profile to make a clean 90° connection. Grooves are not available on all profiles.

Aligning Extrusions with Grooves



**Ball End Allen Wrench**

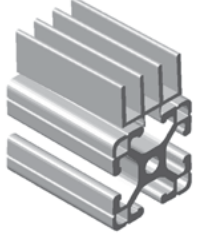
When assembling extrusions using anchor fasteners, use a ball end allen wrench to allow tightening at an angle.



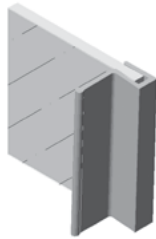
**Soft Face Mallet Use**

Use a soft face mallet when installing the following accessories:


Door Track




Panel Stiffener




U-Shaped Panel Gasket



T-Slot Cover




Wire Edging




**Proper Torque**

To get proper torque on fasteners, use an “L” wrench and a cheater pipe for greater leverage.



**Panel Installation**

Before installing panels with a protective covering, cut back the film approximately one inch around the perimeter to temporarily protect from scratches.



**Rubber Gasket**

When installing rubber panel gasket, start and finish with a 45° cut. Also snip the back surface when continuing through corners.



### Rubber Door Seal

When installing rubber door seal, start one side in the T-slot and work your way toward the other end. Push firmly to ensure a proper fit.



### General Assembly Instructions

The following instructions are to assist you in assembling your projects. Below you will find detailed information on how to assemble each type of fastening and method and basic accessories.

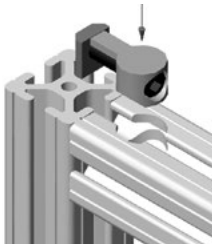
To see similar type applications in the completed state, go to [www.faztek.net](http://www.faztek.net). For any questions or additional information, contact the Faztek Inside Sales Team at 260-482-7544 or send an email to [insidesales@faztek.net](mailto:insidesales@faztek.net).

#### Basic Order of Operations

1. Print and organize drawings and bill of materials
2. Unpack project
3. Organize product:
  - a. Bars in order according to the tag numbers
  - b. Panels in order according to the tag numbers
  - c. Parts grouped by part type
4. Pre-load all brackets and plates

### Anchor Fasteners

Anchor Fastener: Barrel fastener to be used in conjunction with the counterbore machining service.



#### Tools needed:

- 15 series: 13TL1202 - 1/4" ball end t-handle allen wrench
- 10 series: 13TL1201 - 3/16" ball end t-handle allen wrench

#### Assembly instructions using anchor fasteners:

1. Align the two extrusions at a 90° angle
2. Drop the anchor into the counterbore on one extrusion and the connected t-nut in the slot of the other extrusion
3. Position extrusions and tighten fasteners

## End Fasteners

End Fastener: Screw & butterfly clip combination used to create a non-rotating 90deg connection. To be used in conjunction with tapping and access hole machining services.



### Tools needed:

- 15 series: 13TL1201 - 3/16" ball end t-handle allen wrench
- 10 series: 13TL1203 - 5/32" ball end t-handle allen wrench

### Assembly instructions using end fasteners:

1. Put the bolt thru the clip and thread into the tapped extrusion
2. Join the two extrusions by sliding the end fastener into the T-Slot of the mating extrusion
  - a. Be sure the access hole is aligned with the bolt head to allow access for the tool
3. Tighten fastener with tool thru the access hole

## T-Anchor Fasteners

T-Anchor Fastener: Barrel fastener to be used in conjunction with the counterbore machining service for "SM" type material only.



### Tools needed:


- 15 series: 13TL1201 - 3/16" ball end t-handle allen wrench

### Assembly instructions using t-anchor fasteners:

1. Insert barrel into the counterbore of one extrusion
2. Insert the "T" bar w/ spring into the extrusion hole
3. Position extrusions and tighten fasteners

## Machiningless Fasteners

Machiningless Fastener: A mating block to allow two extrusions to be joined without machining.



### Tools needed:

- 13TL1201 - 3/16" ball end t-handle allen wrench
- 13TL1203 - 5/32" ball end t-handle allen wrench
- 3/8" drive socket wrench w/ 1/2" socket

### Assembly instructions using machiningless fasteners:

1. Drop self tapping bolt into counterbore on plate and attach to one end of extrusion
2. Align the two extrusions at a 90deg angle
3. Drop bolt and t-nut into counterbore on plate and tighten bolt

### Corner Brackets / Gussets

Corner Brackets / Gussets: Machined bracket to join two extrusions in the corner of the profiles.



#### Tools needed:

- 15 series: 13TL1201 - 3/16" ball end t-handle allen wrench
- 10 series: 13TL1203 - 5/32" ball end t-handle allen wrench

#### Assembly instructions using corner brackets & gussets:

1. Insert screw thru bracket and thread slightly into t-nut
2. Slide bracket with loaded hardware into the slot of the extrusion
3. Align to desired position and tighten fasteners

### Joining Plates

Joining Plates: Machined plate to join two extrusions on the face of the profiles.



#### Tools needed:

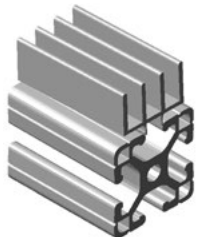
- 15 series: 13TL1201 - 3/16" ball end t-handle allen wrench
- 10 series: 13TL1203 - 5/32" ball end t-handle allen wrench

#### Assembly instructions using joining plate:

1. Insert screw thru bracket and thread slightly into t-nut
2. Slide bracket with loaded hardware into the slot of the extrusion
3. Align to desired position and tighten fasteners

### Door Tracks

Door Track: A profile that snaps into an extrusion T-Slot creating mini-slots for sliding doors.



#### Tools needed:


- Rubber mallet

#### Assembly instructions using door tracks:

1. Set the track over the T-Slot of the desired extrusion
  - a. Door track with bumps in the track are lower and the track without bumps is the upper
2. Start from one end and pound in with a rubber mallet

### Panel Stiffener

Panel Stiffener: An aluminum profile that snaps on the edge of a plastic panel to improve the rigidity, as well as an option for a built in handle.



#### Tools needed:


- Rubber mallet

#### Assembly instructions using panel stiffener:

1. Set the stiffener over the edge of the panel
2. Start from one end and pound onto the panel with a rubber mallet

### Panel Gasket

Panel Gasket: Molded rubber used to wedge the plastic panel against the T-Slot to prevent rattling.



#### Tools needed:


- Cutter

#### Assembly instructions using panel gasket:

1. Set the small section of the gasket and press it into the start of one side of the panel with the top of the gasket angled up against the panel.
  - a. Gasket is to be installed on the outside of the guard
2. Press the gasket in all the way along the side
3. Snip the back of the gasket to turn the corner and continue along the remaining sides

### U-Shaped Panel Gasket

U-Shaped Panel Gasket: Molded plastic used to wedge the plastic panel in the T-Slot to prevent rattling.



#### Tools needed:

- Cutter
- Rubber Mallet

#### Assembly instructions using u-shaped panel gasket:

1. Cut the gasket to the length of the given extrusion
2. Press into the T-Slot of the extrusion
3. Set panel over the gasket and pound in with a rubber mallet

### T-Slot Cover

T-Slot Cover: Molded plastic used to cover the T-Slot to keep dirt out or to give a clean, smooth look.



#### Tools needed:


- Cutter
- Rubber Mallet

#### Assembly instructions using t-slot cover:

1. Cut the cover to the length of the given extrusion
2. Press into one side of the T-Slot of the extrusion
3. Press or pound the cover all the way to the other end of the profile

### Wire Edging

Wire Edging: A rubber coated metal used to form on the edge of a sharp edge of a plastic or wire panel.



#### Tools needed:

- Cutter

#### Assembly instructions using wire edging:

1. Cut the wire edging to the length of the panel or the opening being edged
2. Press onto one end of the panel or the opening being edged
3. Press the edging on the rest of the panel or the opening being edged

### Door Seal

Door Seal: Molded rubber used to create a seal between a door and the door jams.



#### Tools needed:

- Cutter

#### Assembly instructions using door seal:

1. Cut the seal to the length of the given extrusion
2. Press into one side of the T-Slot of the extrusion
3. Press the seal all the way to the other end of the profile

## Panel Retainers

Panel Retainers: “S” shaped bracket used to add additional stiffness and security to a plastic panel.



### Tools needed:

- 15 series: 13TL1201 - 3/16” ball end t-handle allen wrench
- 10 series: 13TL1203 - 5/32” ball end t-handle allen wrench

### Assembly instructions using panel retainer:

1. Cut the seal to the length of the given extrusion
2. Press into one side of the T-Slot of the extrusion
3. Press the seal all the way to the other end of the profile

## Mesh Retainers

Mesh Retainers: “S” shaped bracket used to add additional stiffness and security to a mesh panel.



### Tools needed:

- 15 series: 13TL1201 - 3/16” ball end t-handle allen wrench
- 10 series: 13TL1203 - 5/32” ball end t-handle allen wrench

### Assembly instructions using panel retainer:

1. Insert screw thru hole of upper hole in bracket and thread slightly into t-nut
2. Slide bracket with loaded hardware into the T-Slot of the extrusion
3. Position slotted hole of retainer with an open square in the wire panel
4. While holding the backing plate against the back of the mesh panel, insert bolt thru the slotted hole of the retainer and thread into the backing plate

## Technical Data

### Drop-Lock Feature

Faztek's T-Slotted aluminum extrusion profiles contain a slight taper from the extrusion face to the T-Slot center. This taper, called the "drop-lock", allows the extrusion to be drawn up to the mating surface causing it to act as a lock washer.

Extrusion	Angle
"SM" Prefix Profiles	1.0°
"EX" Prefix Profiles	2.0°
"QE" Prefix Profiles	2.2°

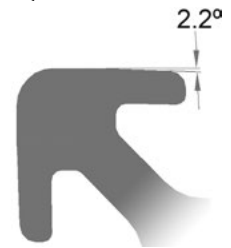
"SM" Profiles



"EX" Profiles



"QE" Profiles



### Extrusion Specifications

Tensile Strength.....	The point at which the material fractures - T6 = 30,000 psi minimum
Density.....	0.10 lb/in <sup>3</sup>
Yield Strength.....	The point at which the material stretches - T6 = 25,000 psi minimum
Elongation.....	The difference between tensile and yield strength (how the material stretches) Elongation A10 (material up to .124 thick = 8%) Elongation A5 (material greater than .124 thick = 10%)
Rockwell hardness (Webster).....	E scale of E50
Flatness.....	.004" x W" (width of part)
Straightness.....	.010" x measured length (ft.)
Twist.....	(measured in degrees) 10EX1010 = 1 x measured length (ft.) All other profiles larger than 10EX1010 = .500 x measured length (ft.)
Alloy F25.....	Consists of aluminum, magnesium and silicon
Modulus of Elasticity.....	10,000,000 lbs/sq in.

Melting point of 6063-T6 aluminum is between 1140° F and 1210° F  
6063-T6 aluminum begins to soften at 400° F. Once aluminum is softened, it remains in that state.

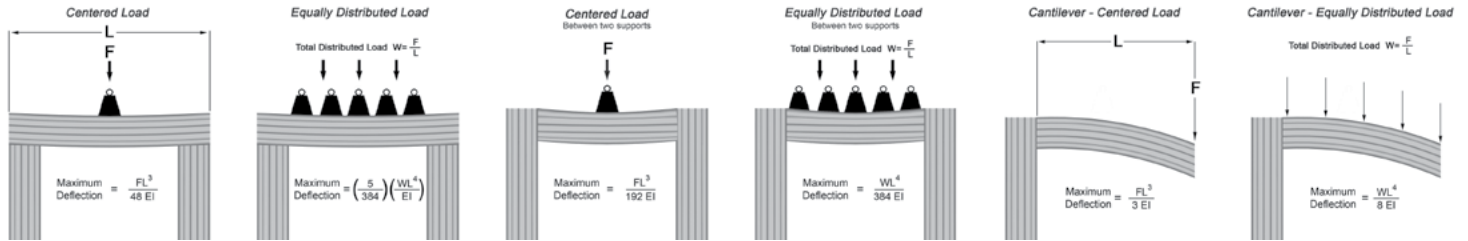
### Saw Blade / Coolant Recommendation

The recommended blade for cutting T-slotted aluminum extrusions is a high-speed steel blade with carbide tipped teeth. The tip configuration should either be a triple chip or double chip tooth design. The recommended number of teeth on a blade is between 60 and 72. When cutting aluminum, the blade must be cooled for the purpose of finish as well as blade loading. Vegetable oil based coolant is recommended.

Let Faztek cut your extrusions!

- Cut to any length with a tolerance of +/- .015"
- Clean, precise cuts
- Extrusions are washed and deburred after cutting

### Extrusion Deflection Information




Legend	
L = length of extrusion (in)	W = weight of load (lbs)
E = modulus of elasticity (10,000,000)	D = deflection (in)
I = moment of inertia (given in extrusion tables for each profile in catalog)	

### Pressurizing the Center Cavity

Use the following values to calculate the area in cu/in. when pressurizing the center cavity of an extrusion.

Extrusion	Value
10EX1020	0.375 sq/in
10EX2020	1.587 sq/in
15EX1530	0.814 sq/in
15EX3030	3.626 sq/in
15EX3060	Use formula above for each cavity
Volume (cu/in) = constant value (sq/in) x length of extrusion	



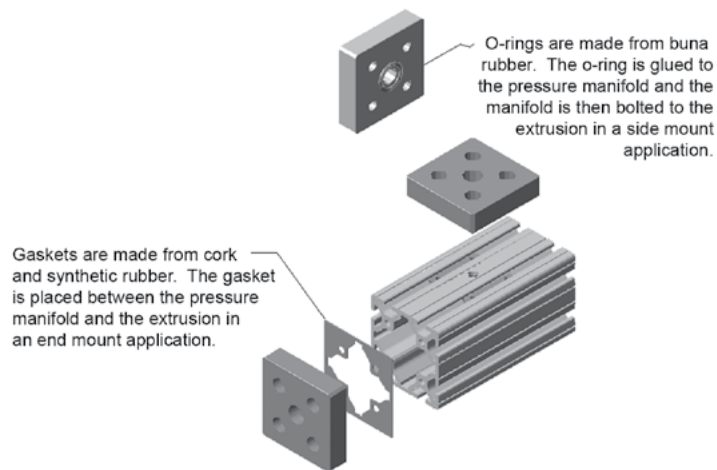
#### Example:

What is the area for a 15EX3030 measuring 32.00 long?

Volume (cu/in) = 3.626 x 32.00

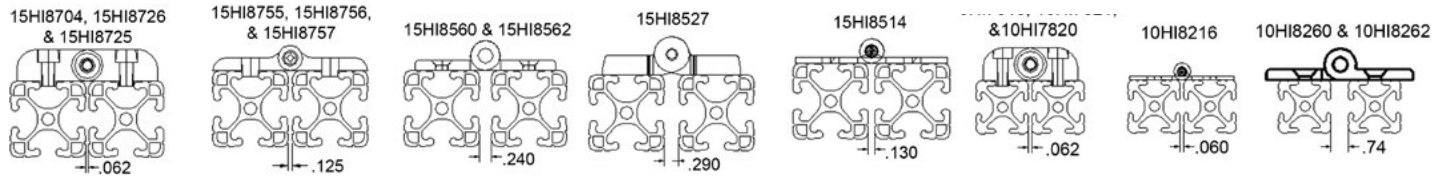
Volume (cu/in) = 116.032 cu/in

The center cavities of some T-slotted extrusions can be pressurized up to **150 p.s.i** - creating a clean, integrated pressure manifold. Connect valves, actuators, air lines for tools and much more directly to your work bench or workstation.

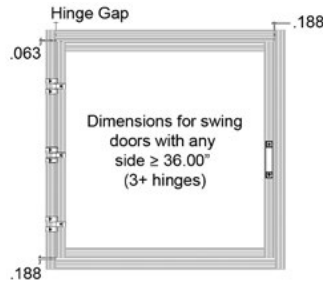
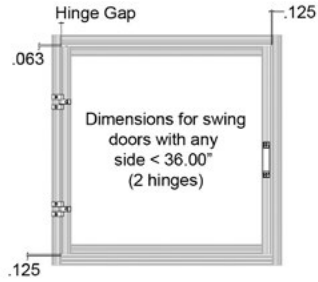


## Door Sizing Calculations

When designing a door with hinges, please use the following information to ensure proper fitting.



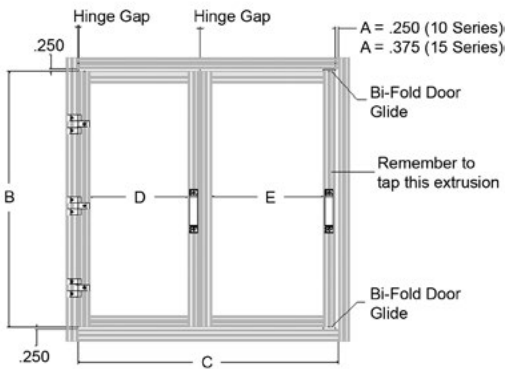
### Standard Swing Door



#### Legend

- A = Open End Door Gap
- B = Inside Frame Dimensions (height)
- C = Inside Frame Dimensions (width)
- D = Narrow Door
- E = Wide Door
- F = 1.125 (10 series); 1.75 (15 Series)
- G = Extrusion Width

### Bi-Fold Doors



#### Legend

- A = Open End Door Gap
- B = Inside Frame Dimensions (height)
- C = Inside Frame Dimensions (width)
- D = Narrow Door
- E = Wide Door
- F = 1.125 (10 series); 1.75 (15 Series)
- G = Extrusion Width


$$\text{Narrow Door (D): } D = \frac{C - (\text{Hinge Gap} + \text{Hinge Gap} + A + F)}{2} - (G \times 2)$$

$$\text{Wide Door (E): } E = D + F$$

Once D & E are found  
 $E + 1.5 = \text{wide Door (E)}$       $D - 1.5 = \text{Narrow Door (D)}$

# SECTION 1

## 15 SERIES EXTRUSION

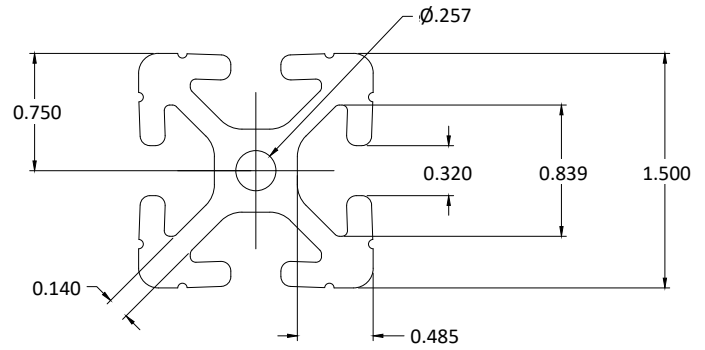



# 15 SERIES EXTRUSION

## 15EX1515

1.5" X 1.5" T-SLOTTED ALUMINUM EXTRUSION

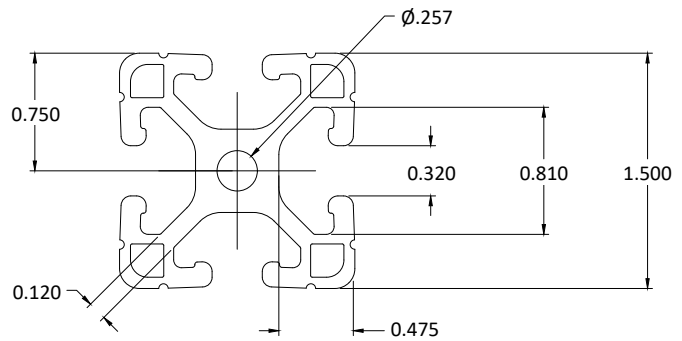

15EX1515 T-SLOTTED EXTRUSION	
MATERIAL	6063-T6
FINISH	CLEAR ANODIZE
	204R1 / .0004dp
SURFACE HARDNESS	250HV
WEIGHT PER FOOT	1.356 LBS
STOCK LENGTHS	97" +/- .125
	145" +/- .125
	194" +/- .125
MOMENT OF INERTIA	IX = .2511" <sup>4</sup>
	IY = .2511" <sup>4</sup>
ESTIMATED AREA	1.130 SQ. IN.



## 15EX1515L

1.5" X 1.5" LITE T-SLOTTED ALUMINUM EXTRUSION

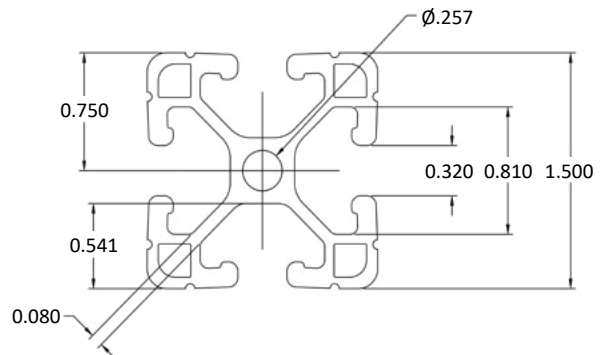

15EX1515L T-SLOTTED EXTRUSION	
MATERIAL	6063-T6
FINISH	CLEAR ANODIZE
	204R1 / .0004dp
SURFACE HARDNESS	250HV
WEIGHT PER FOOT	1.092 LBS
STOCK LENGTHS	97" +/- .125
	145" +/- .125
	194" +/- .125
MOMENT OF INERTIA	IX = .1861" <sup>4</sup>
	IY = .1861" <sup>4</sup>
ESTIMATED AREA	0.910 SQ. IN.



## 15EX1515UL

1.5" X 1.5" ULTRA-LITE T-SLOTTED ALUMINUM EXTRUSION

15EX1515UL T-SLOTTED EXTRUSION	
MATERIAL	6063-T6
FINISH	CLEAR ANODIZE
	204R1 / .0004dp
SURFACE HARDNESS	250HV
WEIGHT PER FOOT	.936 LBS
STOCK LENGTHS	97" +/- .125
	145" +/- .125
	194" +/- .125
MOMENT OF INERTIA	IX = .1802" <sup>4</sup>
	IY = .1802" <sup>4</sup>
ESTIMATED AREA	0.780 SQ. IN.



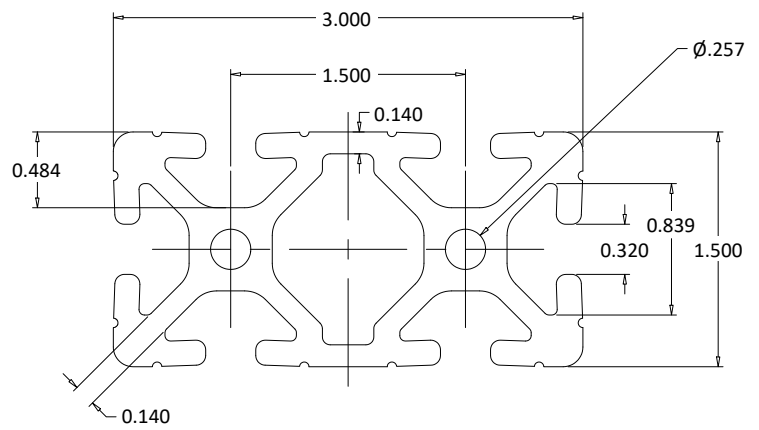

**Not recommended for use with:**

- Drop-in t-nuts w/ alignment ball
- Drop-in t-nuts w/ set screw
- U-shaped panel gasket
- Leveling feet with thread larger than 5/16-18

### 15EX1530

1.5" X 3.0" T-SLOTTED ALUMINUM EXTRUSION

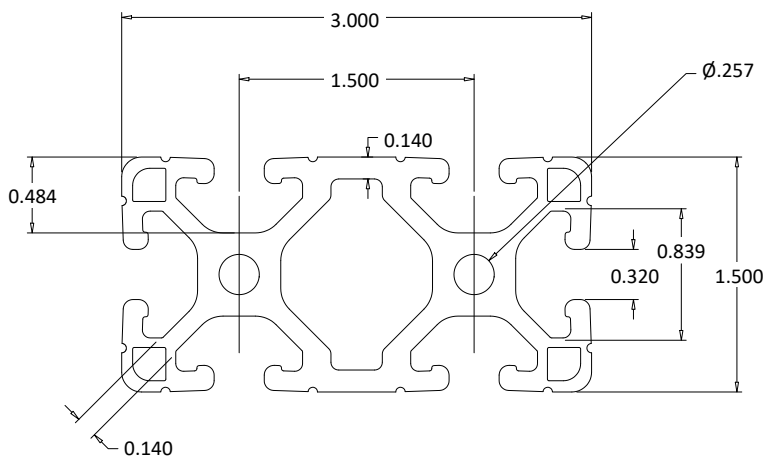

15EX1530 T-SLOTTED EXTRUSION	
MATERIAL	6063-T6
FINISH	CLEAR ANODIZE 204R1 / .0004dp
SURFACE HARDNESS	250HV
WEIGHT PER FOOT	2.386 LBS
STOCK LENGTHS	97" +/- .125
	145" +/- .125
MOMENT OF INERTIA	IX = .4816" <sup>4</sup>
	IY = 1.8532" <sup>4</sup>
ESTIMATED AREA	1.987 SQ. IN.



### 15EX1530L

1.5" X 3.0" LITE T-SLOTTED ALUMINUM EXTRUSION

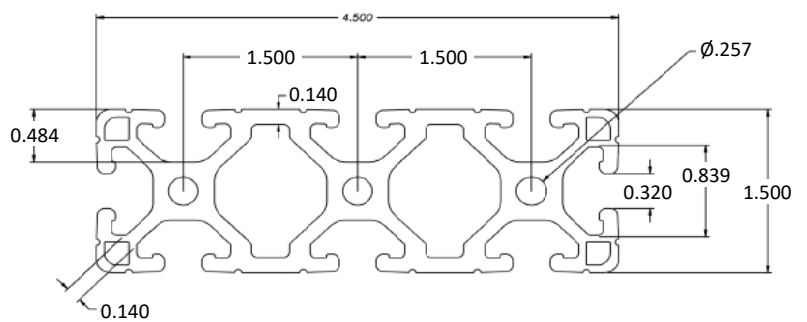

15EX1530L T-SLOTTED EXTRUSION	
MATERIAL	6063-T6
FINISH	CLEAR ANODIZE 204R1 / .0004dp
SURFACE HARDNESS	250HV
WEIGHT PER FOOT	2.089 LBS
STOCK LENGTHS	97" +/- .125
	145" +/- .125
MOMENT OF INERTIA	IX = .3910" <sup>4</sup>
	IY = 1.3734" <sup>4</sup>
ESTIMATED AREA	1.742 SQ. IN.



### 15EX1545L

1.5" X 4.5" LITE T-SLOTTED ALUMINUM EXTRUSION

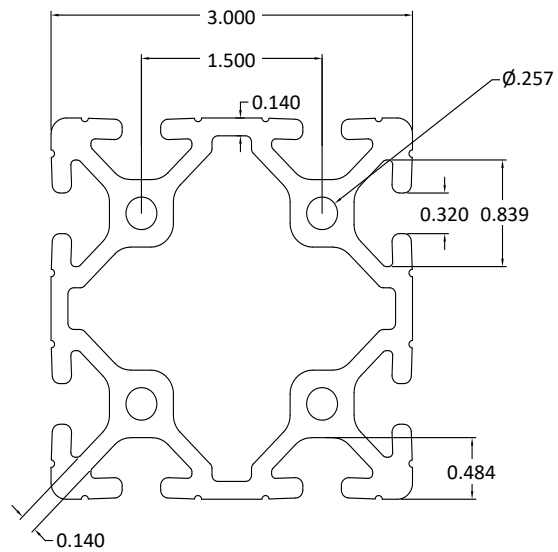

15EX1545L T-SLOTTED EXTRUSION	
MATERIAL	6063-T6
FINISH	CLEAR ANODIZE 204R1 / .0004dp
SURFACE HARDNESS	250HV
WEIGHT PER FOOT	3.084 LBS
STOCK LENGTHS	97" +/- .125
	145" +/- .125
MOMENT OF INERTIA	IX = .710" <sup>4</sup>
	IY = 5.688" <sup>4</sup>
ESTIMATED AREA	0.780 SQ. IN.



### 15EX3030

3.0" X 3.0" T-SLOTTED ALUMINUM EXTRUSION

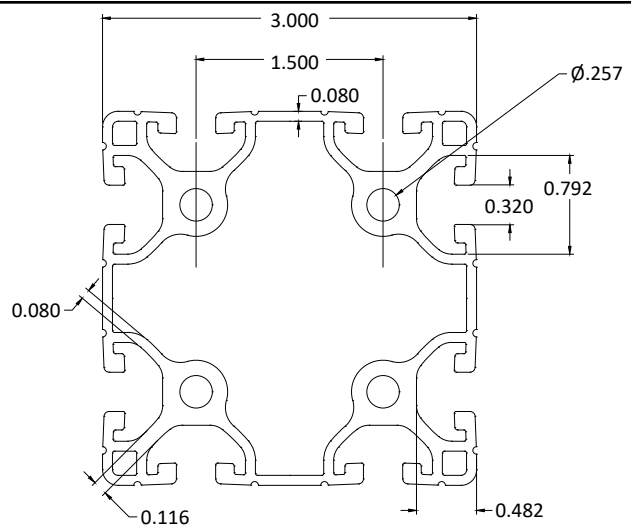

15EX3030 T-SLOTTED EXTRUSION	
MATERIAL	6063-T6
FINISH	CLEAR ANODIZE 204R1 / .0004dp
SURFACE HARDNESS	250HV
WEIGHT PER FOOT	3.656 LBS
STOCK LENGTHS	97" +/- .125
	145" +/- .125
MOMENT OF INERTIA	IX = 3.3461 <sup>in4</sup>
	IY = 3.3461 <sup>in4</sup>
ESTIMATED AREA	3.044 SQ. IN.



### 15EX3030L

3.0" X 3.0" LITE T-SLOTTED ALUMINUM EXTRUSION

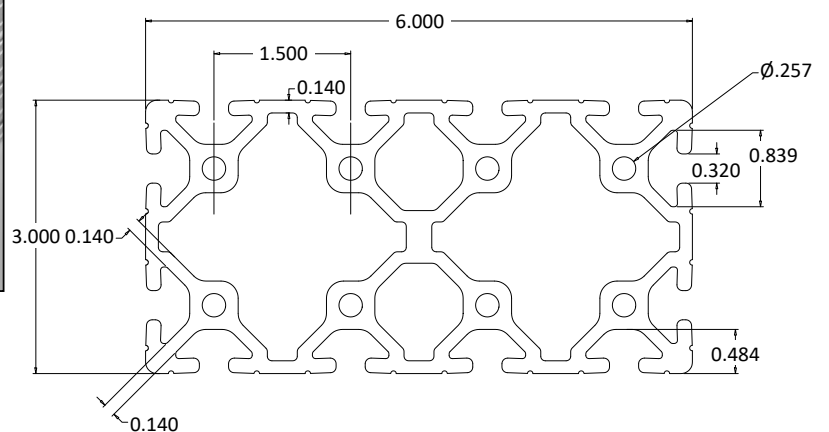

15EX3030L T-SLOTTED EXTRUSION	
MATERIAL	6063-T6
FINISH	CLEAR ANODIZE 204R1 / .0004dp
SURFACE HARDNESS	250HV
WEIGHT PER FOOT	2.562 LBS
STOCK LENGTHS	97" +/- .125
	145" +/- .125
MOMENT OF INERTIA	IX = 2.690 <sup>in4</sup>
	IY = 2.690 <sup>in4</sup>
ESTIMATED AREA	1.742 SQ. IN.



### 15EX3060\* (non-stock)

3.0 x 6.0" T-SLOTTED ALUMINUM EXTRUSION

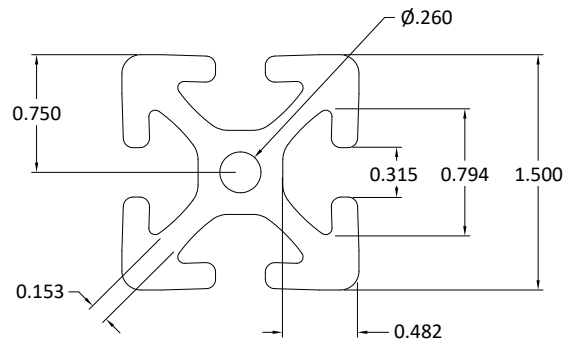

15EX3060 T-SLOTTED EXTRUSION	
MATERIAL	6063-T6
FINISH	CLEAR ANODIZE 204R1 / .0004dp
SURFACE HARDNESS	250HV
WEIGHT PER FOOT	6.667 LBS
STOCK LENGTHS	97" +/- .125
	145" +/- .125
MOMENT OF INERTIA	IX = 5.6669 <sup>in4</sup>
	IY = 19.4672 <sup>in4</sup>
ESTIMATED AREA	5.715 SQ. IN.



## 15QE1515

1.5" X 1.5" T-SLOTTED ALUMINUM EXTRUSION - SMOOTH

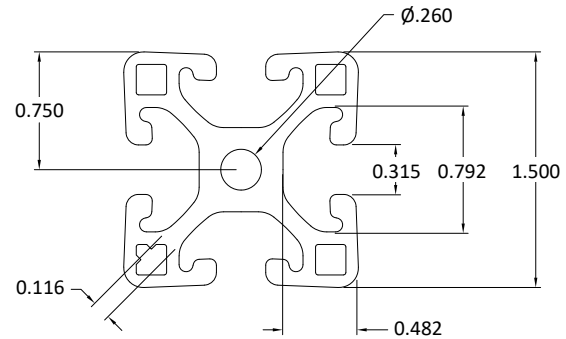

15QE1515 T-SLOTTED EXTRUSION	
MATERIAL	6063-T6
FINISH	CLEAR ANODIZE
	204R1 / .0004dp
SURFACE HARDNESS	250HV
WEIGHT PER FOOT	1.406 LBS
STOCK LENGTHS	97" +/- .125
	145" +/- .125
	194" +/- .125
MOMENT OF INERTIA	IX = .2671" <sup>4</sup>
	IY = .2671" <sup>4</sup>
ESTIMATED AREA	1.193 SQ. IN.



## 15QE1515L

1.5" X 1.5" LITE T-SLOTTED ALUMINUM EXTRUSION - SMOOTH

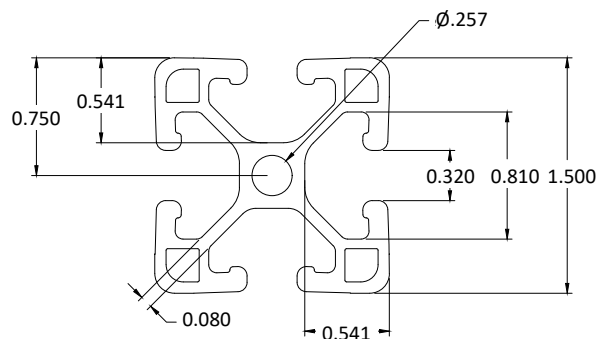

15QE1515L T-SLOTTED EXTRUSION	
MATERIAL	6063-T6
FINISH	CLEAR ANODIZE
	204R1 / .0004dp
SURFACE HARDNESS	250HV
WEIGHT PER FOOT	1.114 LBS
STOCK LENGTHS	97" +/- .125
	145" +/- .125
	194" +/- .125
MOMENT OF INERTIA	IX = .1994" <sup>4</sup>
	IY = .1994" <sup>4</sup>
ESTIMATED AREA	0.9473 SQ. IN.



## 15QE1515UL

1.5" X 1.5" ULTRA-LITE T-SLOTTED ALUMINUM EXTRUSION - SMOOTH

15QE1515UL T-SLOTTED EXTRUSION	
MATERIAL	6063-T6
FINISH	CLEAR ANODIZE
	204R1 / .0004dp
SURFACE HARDNESS	250HV
WEIGHT PER FOOT	1.090 LBS
STOCK LENGTHS	97" +/- .125
	145" +/- .125
	194" +/- .125
MOMENT OF INERTIA	IX = .1802" <sup>4</sup>
	IY = .1802" <sup>4</sup>
ESTIMATED AREA	0.781 SQ. IN.



**Not recommended for use with:**

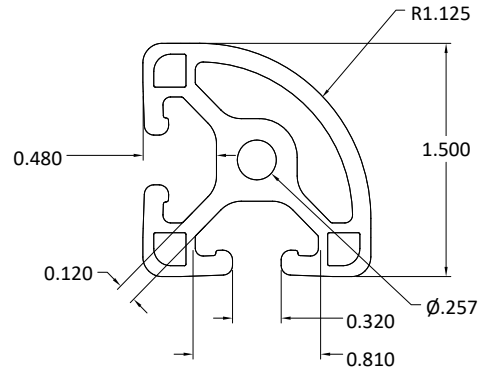
- Drop-in t-nuts w/ alignment ball
- Drop-in t-nuts w/ set screw
- U-shaped panel gasket
- Leveling feet with thread larger than 5/16-18

# 15 SERIES EXTRUSION

## 15QE1517L

1.5" X 1.5" LITE QUARTER ROUND T-SLOTTED ALUMINUM EXTRUSION - SMOOTH

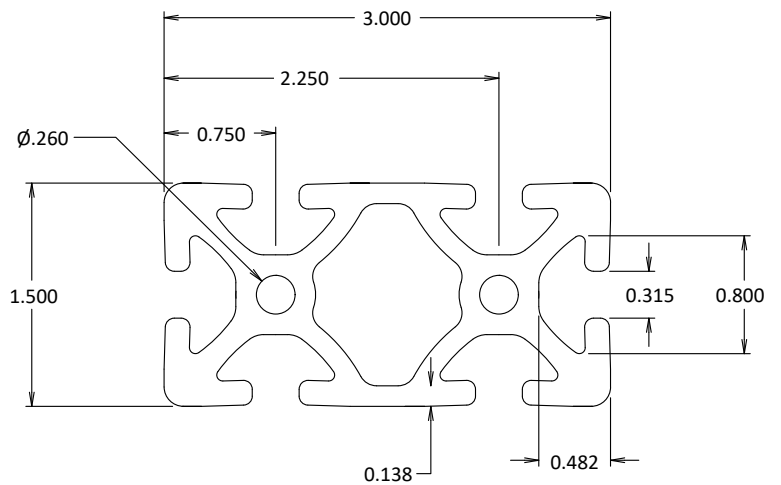

15QE1517L T-SLOTTED EXTRUSION	
MATERIAL	6063-T6
FINISH	CLEAR ANODIZE
	204R1 / .0004dp
SURFACE HARDNESS	250HV
WEIGHT PER FOOT	0.998 LBS
STOCK LENGTHS	97" +/- .125
	145" +/- .125
	194" +/- .125
MOMENT OF INERTIA	IX = .1659" <sup>4</sup>
	IY = .1657" <sup>4</sup>
ESTIMATED AREA	0.8324 SQ. IN.



## 15QE1530

1.5" X 3.0" T-SLOTTED ALUMINUM EXTRUSION - SMOOTH

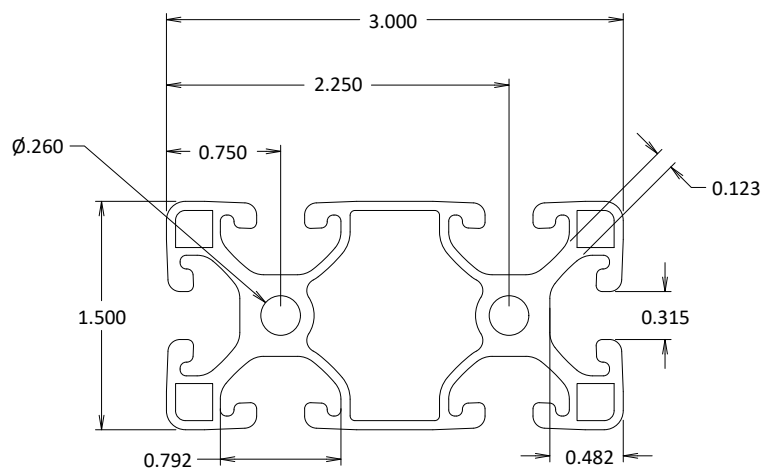

15QE1530 T-SLOTTED EXTRUSION	
MATERIAL	6063-T6
FINISH	CLEAR ANODIZE
	204R1 / .0004dp
SURFACE HARDNESS	250HV
WEIGHT PER FOOT	2.397 LBS
STOCK LENGTHS	97" +/- .125
	145" +/- .125
	194" +/- .125
MOMENT OF INERTIA	IX = .4839" <sup>4</sup>
	IY = 1.8660" <sup>4</sup>
ESTIMATED AREA	2.038 SQ. IN.



## 15QE1530L

1.5" X 3.0" LITE T-SLOTTED ALUMINUM EXTRUSION - SMOOTH

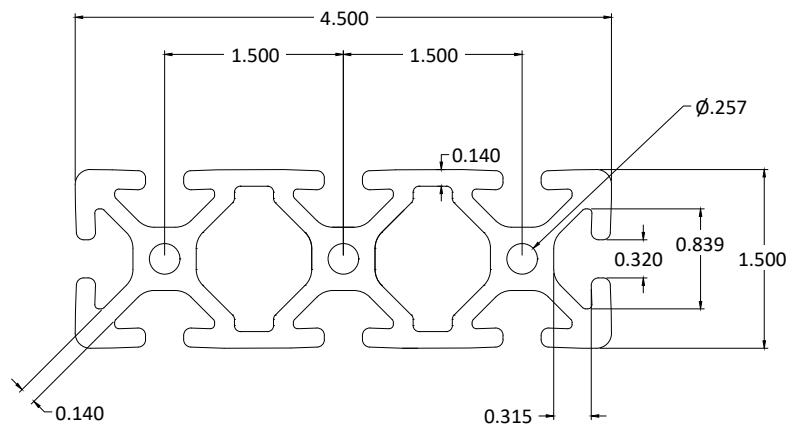

15QE1530L T-SLOTTED EXTRUSION	
MATERIAL	6063-T6
FINISH	CLEAR ANODIZE
	204R1 / .0004dp
SURFACE HARDNESS	250HV
WEIGHT PER FOOT	1.616 LBS
STOCK LENGTHS	97" +/- .125
	145" +/- .125
	194" +/- .125
MOMENT OF INERTIA	IX = .3046" <sup>4</sup>
	IY = .12847" <sup>4</sup>
ESTIMATED AREA	1.3742 SQ. IN.



### 15QE1545

1.5" X 4.5" T-SLOTTED ALUMINUM EXTRUSION - SMOOTH

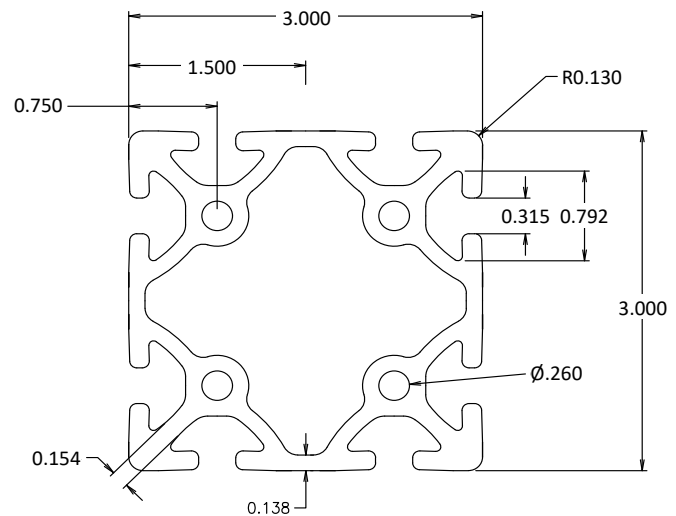

15QE3030 T-SLOTTED EXTRUSION	
MATERIAL	6063-T6
FINISH	CLEAR ANODIZE
	204R1 / .0004dp
SURFACE HARDNESS	250HV
WEIGHT PER FOOT	3.611 LBS
STOCK LENGTHS	97" +/- .125
	145" +/- .125
	194" +/- .125
MOMENT OF INERTIA	IX = 3.21130 <sup>in4</sup>
	IY = 3.21130 <sup>in4</sup>
ESTIMATED AREA	3.0704 SQ. IN.



### 15QE3030

3.0" X 3.0" T-SLOTTED ALUMINUM EXTRUSION - SMOOTH

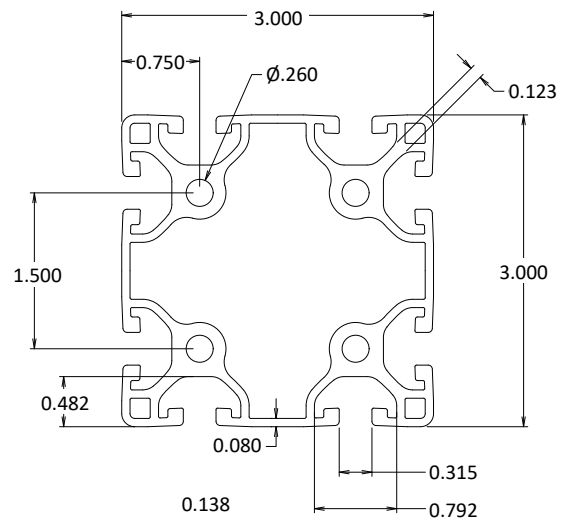

15QE3030 T-SLOTTED EXTRUSION	
MATERIAL	6063-T6
FINISH	CLEAR ANODIZE
	204R1 / .0004dp
SURFACE HARDNESS	250HV
WEIGHT PER FOOT	3.611 LBS
STOCK LENGTHS	97" +/- .125
	145" +/- .125
	194" +/- .125
MOMENT OF INERTIA	IX = 3.21130 <sup>in4</sup>
	IY = 3.21130 <sup>in4</sup>
ESTIMATED AREA	3.0704 SQ. IN.



### 15QE3030L

3.0" X 3.0" LITE T-SLOTTED ALUMINUM EXTRUSION - SMOOTH

15QE3030L T-SLOTTED EXTRUSION	
MATERIAL	6063-T6
FINISH	CLEAR ANODIZE
	204R1 / .0004dp
SURFACE HARDNESS	250HV
WEIGHT PER FOOT	2.559 LBS
STOCK LENGTHS	97" +/- .125
	145" +/- .125
	145" +/- .125
MOMENT OF INERTIA	IX = 2.3941 <sup>in4</sup>
	IY = 2.3941 <sup>in4</sup>
ESTIMATED AREA	2.2953 SQ. IN.

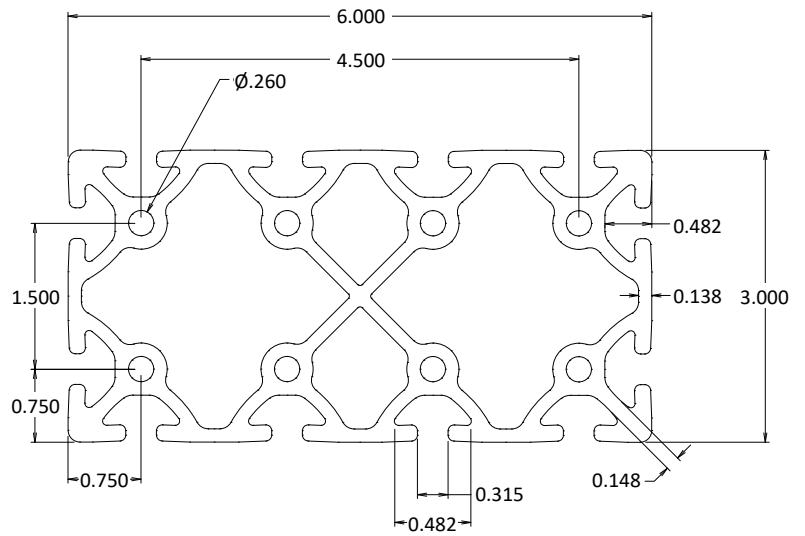



# 15 SERIES EXTRUSION

## 15QE3060

3.0" x 6.0" T-SLOTTED ALUMINUM EXTRUSION - SMOOTH

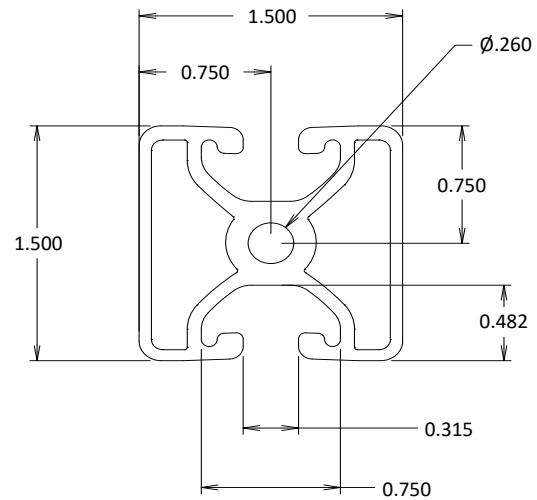

15QE3060 T-SLOTTED EXTRUSION	
MATERIAL	6063-T6
FINISH	CLEAR ANODIZE
	204R1 / .0004dp
SURFACE HARDNESS	250HV
WEIGHT PER FOOT	6.659 LBS
STOCK LENGTHS	97" +/- .125
	145" +/- .125
MOMENT OF INERTIA	IX = 5.6622" <sup>4</sup>
	IY = 19.4631" <sup>4</sup>
ESTIMATED AREA	5.567 SQ. IN.



## 15QE1515L

1.5" X 1.5" LITE 180° BI-SLOT ALUMINUM EXTRUSION - SMOOTH

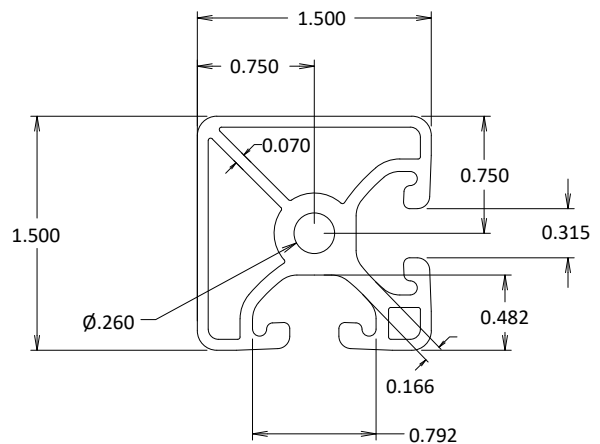

15QE1515L T-SLOTTED EXTRUSION	
MATERIAL	6063-T6
FINISH	CLEAR ANODIZE
	204R1 / .0004dp
SURFACE HARDNESS	250HV
WEIGHT PER FOOT	1.298 LBS
STOCK LENGTHS	97" +/- .125
	145" +/- .125
MOMENT OF INERTIA	IX = .1780" <sup>4</sup>
	IY = .1780" <sup>4</sup>
ESTIMATED AREA	0.810 SQ. IN.



## 15QEB1515L

1.5" X 1.5" LITE 90° BI-SLOT ALUMINUM EXTRUSION - SMOOTH

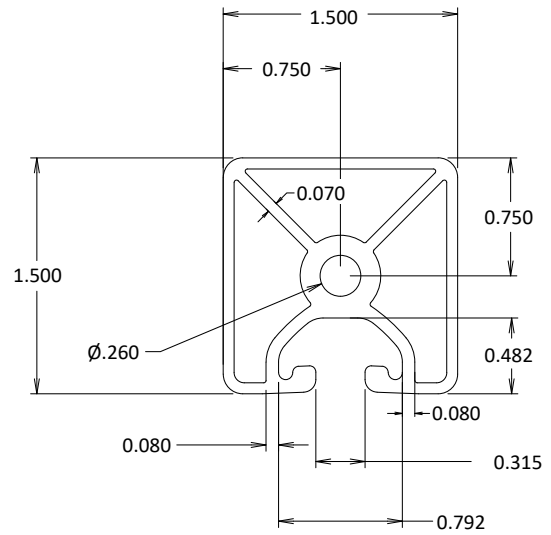

15QEB1515L T-SLOTTED EXTRUSION	
MATERIAL	6063-T6
FINISH	CLEAR ANODIZE
	204R1 / .0004dp
SURFACE HARDNESS	250HV
WEIGHT PER FOOT	1.298 LBS
STOCK LENGTHS	97" +/- .125
	145" +/- .125
MOMENT OF INERTIA	IX = .2450" <sup>4</sup>
	IY = .2450" <sup>4</sup>
ESTIMATED AREA	1.075 SQ. IN.



### 15QEM1515L

1.5" X 1.5" LITE MONO-SLOT ALUMINUM EXTRUSION - SMOOTH

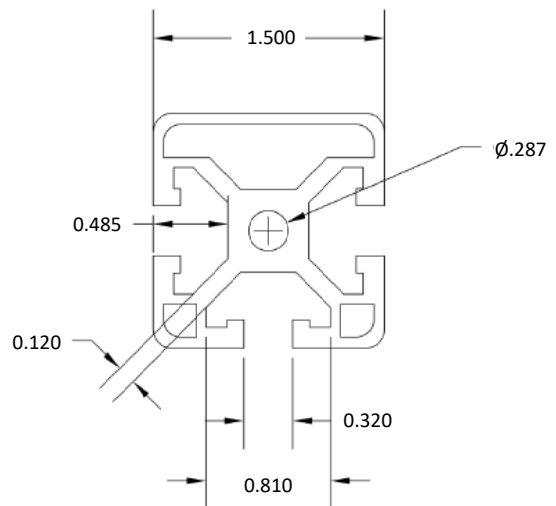

15QEM1515L T-SLOTTED EXTRUSION	
MATERIAL	6063-T6
FINISH	CLEAR ANODIZE
	204R1 / .0004dp
SURFACE HARDNESS	250HV
WEIGHT PER FOOT	1.288 LBS
STOCK LENGTHS	97" +/- .125
	145" +/- .125
MOMENT OF INERTIA	IX = .1715" <sup>4</sup>
	IY = .1675" <sup>4</sup>
ESTIMATED AREA	0.7502 SQ. IN.



### 15QET1515L

1.5" x 1.5" LITE T-SLOTTED ALUMINUM EXTRUSION - SMOOTH

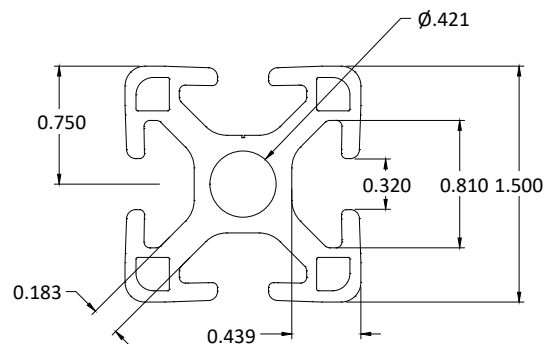
15QE3060 T-SLOTTED EXTRUSION	
MATERIAL	6063-T6
FINISH	CLEAR ANODIZE
	204R1 / .0004dp
SURFACE HARDNESS	250HV
WEIGHT PER FOOT	1.080 LBS
STOCK LENGTHS	97" +/- .125
	145" +/- .125
MOMENT OF INERTIA	IX = 5.6622" <sup>4</sup>
	IY = 19.4631" <sup>4</sup>
ESTIMATED AREA	5.567 SQ. IN.



### 15SM1515L

1.5" x 1.5" LITE SMOOTH T-SLOTTED ALUMINUM EXTRUSION


15SM1515L T-SLOTTED EXTRUSION	
MATERIAL	6063-T6
FINISH	CLEAR ANODIZE
	204R1 / .0004dp
SURFACE HARDNESS	250HV
WEIGHT PER FOOT	1.117 LBS
STOCK LENGTHS	97" +/- .125
	145" +/- .125
MOMENT OF INERTIA	IX = 0.200" <sup>4</sup>
	IY = 0.200" <sup>4</sup>
ESTIMATED AREA	.0950 SQ. IN.





# SECTION 2

## 15 SERIES MACHINING



# 15 SERIES MACHINING

## Extrusion Cut-to-Length Service

Faztek can accurately cut your extrusions to the length you request. Ordering is simple - just specify the type, quantity and length of the extrusions you require.

Service No.	Description
15MA9006	CUT SERVICE FOR 1.5" X 1.5" EXTRUSIONS
15MA9007	CUT SERVICE FOR 1.5" X 3.0" EXTRUSIONS
15MA9011	CUT SERVICE FOR 1.5" X 4.5" EXTRUSIONS
15MA9008	CUT SERVICE FOR 3.0" X 3.0" EXTRUSIONS
15MA9009	CUT SERVICE FOR 3.0" X 6.0" EXTRUSIONS



### Advantages:

- High-precision equipment
- Tolerance of +/- .015"
- Squareness = .002" per inch

## Extrusion End Tap Service

Tapping the end of extrusions adds flexibility to your project. Attach casters, leveling feet, end fasteners, plates and much more quickly and easily with minimal hardware.

Service No.	Description
5/16-18 SIZE TAP SERVICES (Depth 0.75")	
15MA9050	TAP FOR 1.5" X 1.5" (EX/QE PROFILES)
15MA9051	TAP FOR 1.5" X 3.0" (EX/QE PROFILES)
15MA9046	TAP FOR 1.5" X 4.5" (EX PROFILES)
15MA9052	TAP FOR 3.0" X 3.0" (EX/QE PROFILES)
15MA9054	TAP FOR 3.0" X 6.0" (EX/QE PROFILES)
5/16-18 SIZE TAP SERVICES (Depth 1.25")	
15MA9020	TAP FOR 1.5" X 1.5" (EX/QE PROFILES)
15MA9021	TAP FOR 1.5" X 3.0" (EX/QE PROFILES)
15MA9022	TAP FOR 3.0" X 3.0" (EX/QE PROFILES)
15MA9023	TAP FOR 1.5" X 4.5" (EX PROFILES)
15MA9024	TAP FOR 3.0" X 6.0" (EX/QE PROFILES)
3/8-16 SIZE TAP SERVICE (Depth 0.75")	
15MA9059	TAP FOR 1.5" X 1.5" (EX/QE PROFILES)
7/16-14 SIZE TAP SERVICE (Depth 0.75")	
15MA9053	TAP FOR 1.5" X 1.5" (EX/QE PROFILES)
M8 X 1.25 SIZE TAP SERVICES (Depth 0.75")	
15MA9056	TAP FOR 1.5" X 1.5" (EX/QE PROFILES)
15MA9057	TAP FOR 1.5" X 3.0" (EX/QE PROFILES)
15MA9047	TAP FOR 1.5" X 4.5" (EX PROFILES)
15MA9058	TAP FOR 3.0" X 3.0" (EX/QE PROFILES)
15MA9055	TAP FOR 3.0" X 6.0" (EX/QE PROFILES)
1/2-13 SIZE TAP SERVICES (Depth 0.75")	
15MA9077	TAP FOR 1.5" X 1.5" (SM PROFILES)
M12 X 1.75 SIZE TAP SERVICES (Depth 0.75")	
15MA9040	TAP FOR 1.5" X 1.5" (SM PROFILES)



Tap services are per end of extrusion

15FA3620



1/2-13 threaded insert for 'SM' profiles reduces bore size to 5/16-18 thread, accepting additional casters and leveling feet.

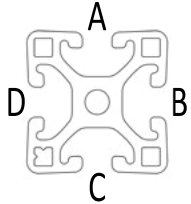
**T-Anchor Fastener Counterbore Service**

T-Anchors are only for use with the 'SM' extrusion profiles. These profiles have a larger center bore to accept the T-Anchor fastener. This counterbore service must be applied when using the T-Anchor fastening method.

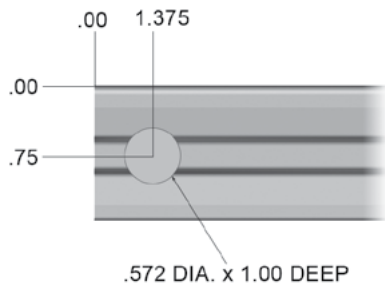
Service No.	Description
15MA9074	T-ANCHOR COUNTERBORE SERVICE (SM PROFILES)

See page 36 for fastener information

**Service Locations - Please specify when ordering**




**Counterbore Detail**



\*Service is per location.

For use with:




15FAC3890 - T-Anchor Fastener

# 15 SERIES MACHINING

## Anchor/Butt Fastener Counterbore Service

Anchor Fasteners provide a strong and adjustable connection method for aluminum extrusions. Butt fasteners are similar, using the same service but connect two extrusions together to extend the length.

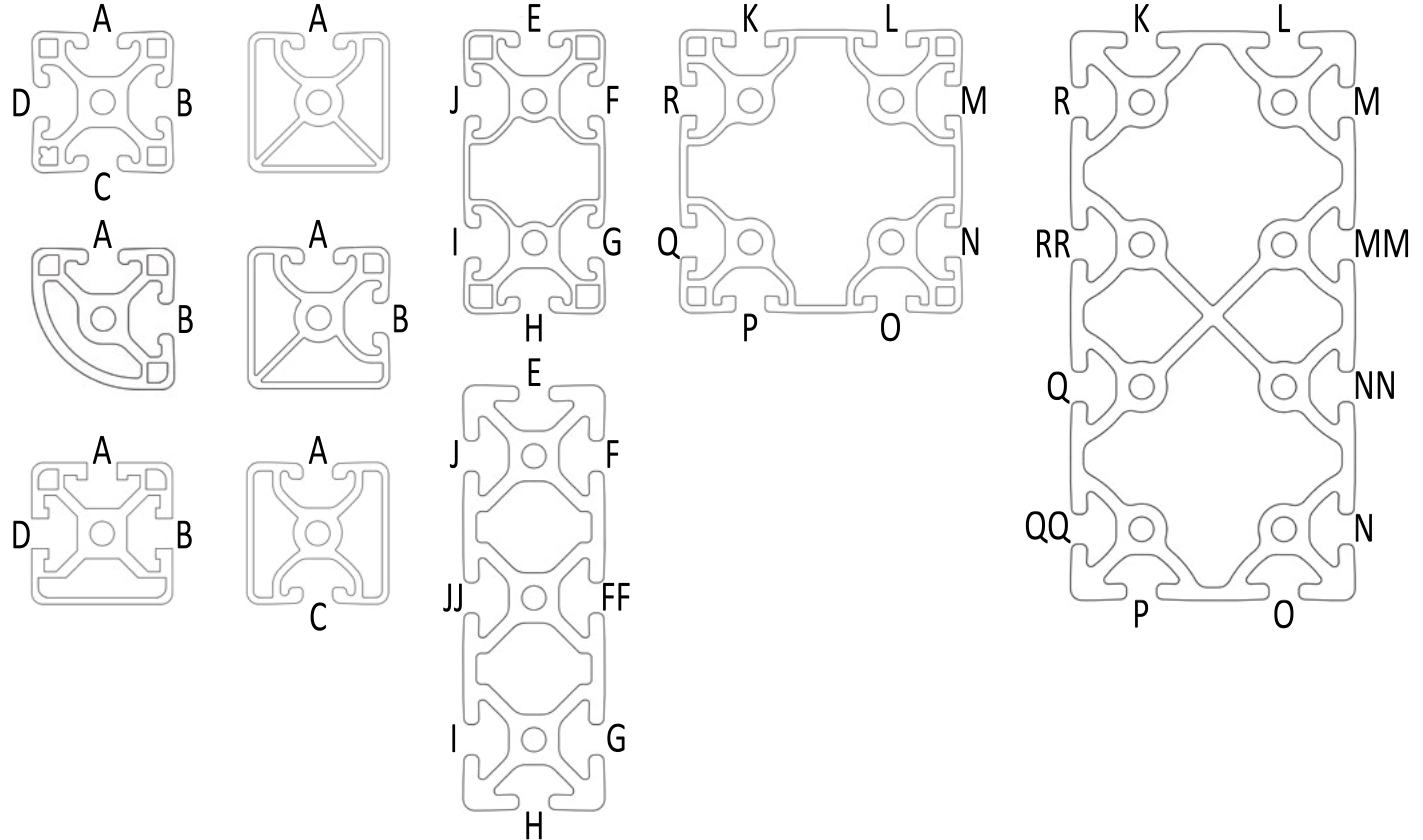
- Very strong connection method
- Tolerance on counterbores is +/- .015"
- Clean, flush appearance



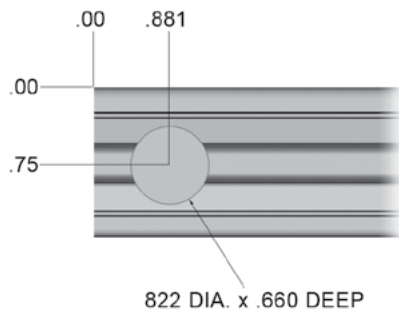
Service No.	Description
15MA9071	ANCHOR/BUTT FASTENER COUNTERBORE SERVICE

See page 37 for fastener information

### Service Locations - Please specify when ordering



### Counterbore Detail



For use with:



Anchor Fasteners



Butt Fasteners

\*Counterbore service is per location.


For example, a length of 15EX1515L extrusion with a 15MA9071 service @ location A in both ends will include two counterbores.

A length of 15EX3030 with a 15MA9071 service @ location KL in both ends will include four counterbores.

**Access Hole Drilling Service**

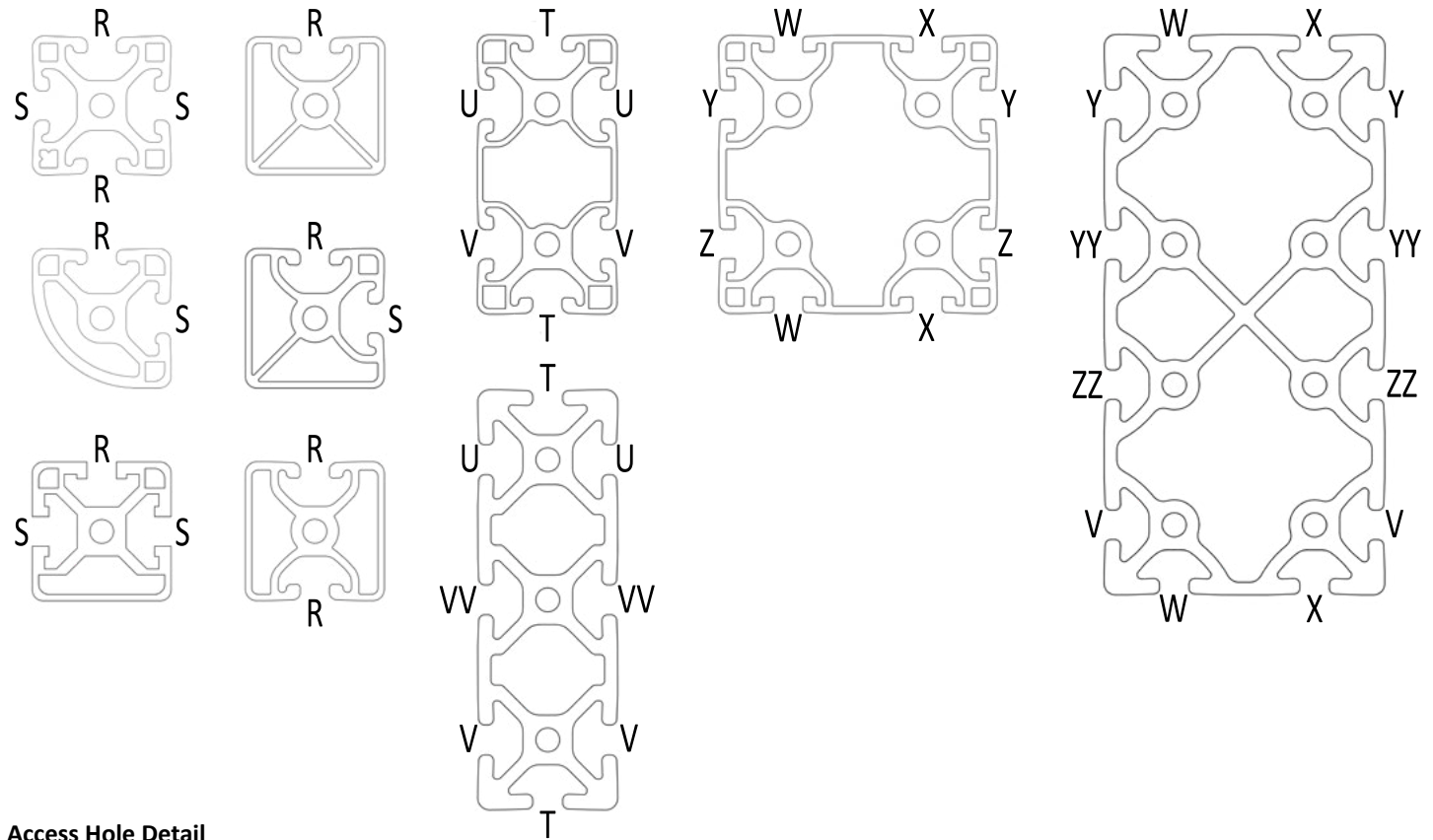
Access holes are required to allow a tool to enter through an extrusion when using end fasteners. This method of connecting

- Quick, accurate alignment
- Tolerance on holes is +/- .030"
- Clean, hidden appearance

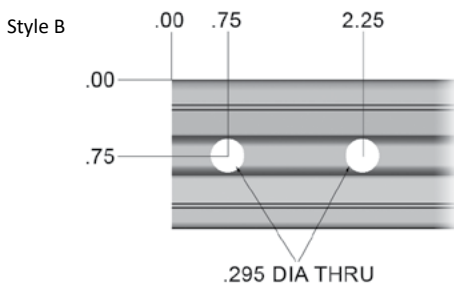
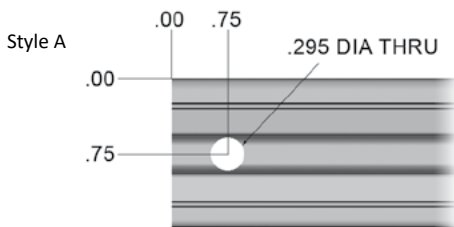


Service No.	Description
15MA9060	ACCESS HOLE SERVICE (.295 DIA) - STANDARD
15MA9061	ACCESS HOLE SERVICE (.060 - .294 DIA)
15MA9073	ACCESS HOLE SERVICE (.296 - .500 DIA)

Service Locations - Please specify when ordering



**Access Hole Detail**



For use with:



End Fasteners

\*Access hole service is per location.

**Style A example:** A length of 15EX1515L extrusion with a 15MA9060 service in location R @ 'Style A' in both ends will include two access holes.

**Open example:** A length of 15EX1530 with a 15MA9060 service in location U @ .75, 5.00, and V @ 1.75, 9.50 in both ends will include eight access holes.

# 15 SERIES MACHINING

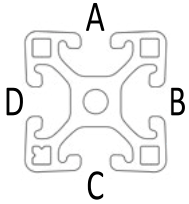
## Door Latch Machining Services

Faztek offers several different types of door latch handles for use with T-Slotted extrusions. Not all handles use the same machining service, so please check compatibility before ordering.

Service No.	Description
15MA9072	STANDARD DOOR HANDLE MACHINING SERVICE

\*Custom hole diameter available per request

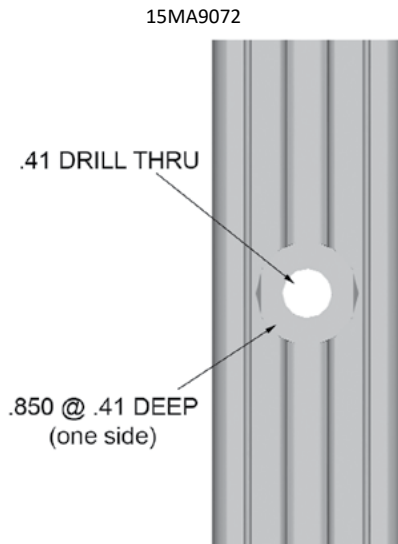
Service Locations - Please specify when ordering



## Part Compatibility

Part No.	15MA9072
15AC7950	•
15AC7953	•
15AC7955	•
15AC7951	•
15AC7956	•

## Service Details



See page 93 for details on 15 Series door latches

### Miter Cut Service

Miter cuts provide extra strength for heavy-duty applications, or as a reinforcement to other connection methods.

- Service is per end
- When ordering extrusions with miter cuts, please submit a drawing for quick, accurate processing.

Service No.	Description
15MA9065	MITER CUT FOR 1.5" X 1.5" EXTRUSIONS
15MA9066	MITER CUT FOR 1.5" X 3.0" EXTRUSIONS
15MA9063	MITER CUT FOR 1.5" X 4.5" EXTRUSIONS
15MA9067	MITER CUT FOR 3.0" X 3.0" EXTRUSIONS

### Miter Cut Service - With Counterbores

Extrusions with miter cuts and counterbores provide a complete method of connecting two extrusions. All 15 Series extrusions can be cut with counterbores from 40° to 50°.

- Service is per end
- Maximum length = 48.0"
- When ordering extrusions with miter cuts, please submit a drawing to ensure quick, accurate processing.

Service No.	Description
15MA9068	MITER CUT/C-BORE FOR 1.5" X 1.5" EXTRUSIONS
15MA9069	MITER CUT/C-BORE FOR 1.5" X 3.0" EXTRUSIONS
15MA9069	MITER CUT/C-BORE FOR 3.0" X 3.0" EXTRUSIONS
15MA9062	MITER CUT/C-BORE FOR 1.5"X4.5"



### Panel & Wire Machining Services

Standard machining options are available for panels and wire mesh when used with 15 Series extrusions. Faztek can also provide custom machining services upon request. Please submit a drawing with any non-standard panel machining.

- Custom services available
- Precise machining via CNC router

Service No.	Description
13MA9080	PANEL / WIRE MESH CUT SERVICE (ALL SIDES LESS THAN 48.0")
13MA9081	PANEL / WIRE MESH CUT SERVICE (ANY SIDE GREATER THAN 48.0")
15MA9083	ANCHOR FASTENER NOTCH FOR PANEL / WIRE
15MA9084	END FASTENER NOTCH FOR PANEL / WIRE
15MA9085	EXTRUSION CLEARANCE NOTCH FOR PANEL / WIRE
13MA9088	DRILL THROUGH ON PLASTIC PANEL (UP TO .50 DIA HOLES)
13MA9089	90° CUTOUTS FOR PANEL / WIRE
13MA9090	DRILL / TAP THROUGH PLASTIC PANEL (UP TO 7/16-14)
13MA9091	DRILL / COUNTERSINK FOR PLASTIC PANEL (UP TO 5/16 COUNTERSINK)
13MA9092	DRILL THROUGH ON PLASTIC PANEL (.501 DIA TO 5.00 DIA HOLES)
13MA9094	EXTRUSION PROFILE NOTCH FOR PANEL / WIRE
13MA9095	DRILL / COUNTERSINK (5/16)
13MA9097	DRILL / COUNTERSINK (1/4-20)






# SECTION 3

15 SERIES FASTENERS



## T-Nut Overview

No matter what the size or scope of your project, T-Nuts will most likely be used for at least one function to complete the assembly. The following overview explains the features and benefits of each type of T-Nut.



### Economy

- Cost-effective
- High Strength
- Inserted from end of extrusion




### Drop-In

- High Strength
- Easy to add anywhere along the slot
- Flexible handle to assist assembly and to act as a friction point
- Extra thread engagement
- Not suggested for UL material




### Double Economy

- Cost-effective
- High Strength
- Fast assembly for brackets



### Drop-In w/ Alignment Ball

- High Strength
- Easy to add anywhere along the slot
- Spring-loaded ball creates snug fit and allows easy positioning
- Not suggested for UL material




### Triple Economy

- Cost-effective
- High Strength
- Fast assembly for brackets



### Drop-In w/ Set Screw

- High Strength
- Easy to add anywhere along the slot
- Tighten set screw for accurate positioning
- Not suggested for UL material




### Standard

- Cost-effective
- High Strength
- Extra thread engagement



### Drop-In w/ Spring Leaf

- High Strength
- Easy to add anywhere along the slot
- Spring leaf holds t-nut in place



### Hi-Torque

- Cost-effective
- High Strength
- Maximum thread engagement



Drop-In  
(Rubber Nub)

Drop-In  
(Alignment Ball)

Drop-In  
(Set Screw)

Drop-In  
(Spring Leaf)


Standard

Economy


Hi-Torque

## 15 Series T-Nuts


## Economy T-Nuts

	Part No.	Description	Thread	Material	Tap Location	Width
	15FA3501	Economy T-Nut	5/16-18	Steel	Offset	.625
	15FA3538	Economy T-Nut	5/16-18	Steel	Centered	.625
	15FA3600	Economy T-Nut	5/16-18	Stainless	Offset	.625
	15FA3502	Double Economy T-Nut	5/16-18	Steel	Centered	.500
	15FA3520	Triple Economy T-Nut	5/16-18	Steel	Centered	.500
	15FA3506	Economy T-Nut	1/4-20	Steel	Offset	.500
	15MFA3920	Economy T-Nut	M8 x 1.25	Steel	Offset	.625
	15MFA3900	Economy T-Nut	M6 x 1.00	Steel	Offset	.625


## Standard T-Nuts

	Part No.	Description	Thread	Material	Tap Location	Width
	15FA3503	Standard T-Nut	5/16-18	Steel	Offset	.625
	15FA3403	Standard T-Nut	1/4-20	Steel	Offset	.625
	15FA3513	Standard T-Nut	10-32	Steel	Offset	.625
	15FA3510	Standard T-Nut	8-32	Steel	Offset	.625
	15MFA3921	Standard T-Nut	M8 x 1.25	Steel	Offset	.625
	15MFA3925	Standard T-Nut	M5 x .8	Steel	Offset	.625

## Drop-In T-Nuts

	Part No.	Description	Thread	Material	Tap Location	Width
	15FA3504	Drop-In T-Nut	5/16-18	Steel	Offset	.500
	15FA3505	Drop-In T-Nut w/ Set Screw	5/16-18	Steel	Offset	.500
	15FA3511	Drop-In T-Nut w/ Alignment Ball	5/16-18	Steel	Offset	.500
	15FA3544	Drop-In T-Nut w/ Alignment Ball (NP)	5/16-18	Steel	Offset	.500
	15FA3602	Drop-In T-Nut w/ Alignment Ball (SS)	5/16-18	Steel	Offset	.500
	15FA3522	Drop-In T-Nut w/ Spring Leaf	5/16-18	Steel	Offset	.500
	15FA3507	Drop-In T-Nut	1/4-20	Steel	Offset	.500
	15FA3405	Drop-In T-Nut w/ Set Screw	1/4-20	Steel	Offset	.500
	15FA3536	Drop-In T-Nut w/ Alignment Ball	1/4-20	Steel	Offset	.500
	15FA3540	Drop-In T-Nut w/ Alignment Ball (NP)	1/4-20	Steel	Offset	.500
	15FA3603	Drop-In T-Nut w/ Alignment Ball (SS)	1/4-20	Steel	Offset	.500
	15FA3509	Drop-In T-Nut	10-32	Steel	Offset	.500
	15FA3534	Drop-In T-Nut w/ Alignment Ball	10-32	Steel	Offset	.500
	15FA3542	Drop-In T-Nut w/ Alignment Ball (NP)	10-32	Steel	Offset	.500
	15MFA3922	Drop-In T-Nut	M8 x 1.25	Steel	Offset	.500
	15MFA3923	Drop-In T-Nut w/ Alignment Ball	M8 x 1.25	Steel	Offset	.500
	15MFA3802	Drop-In T-Nut w/ Alignment Ball (SS)	M8 x 1.25	Steel	Offset	.500
	15MFA3902	Drop-In T-Nut	M6 x 1.0	Steel	Offset	.500
	15MFA3928	Drop-In T-Nut w/ Alignment Ball	M6 x 1.0	Steel	Offset	.500
	15MFA3803	Drop-In T-Nut w/ Alignment Ball (SS)	M6 x 1.0	Steel	Offset	.500
15MFA3938	Drop-In T-Nut w/ Alignment Ball	M5 x .8	Steel	Offset	.500	
15MFA3804	Drop-In T-Nut w/ Alignment Ball (SS)	M5 x .8	Steel	Offset	.500	


## Hi-Torque T-Nuts

	Part No.	Description	Thread	Material	Tap Location	Width
	15FA3532	Hi-Torque T-Nut	5/16-18	Steel	Centered	.705
	15MFA3926	Hi-Torque T-Nut	M8 x 1.25	Steel	Centered	.705

## 15 SERIES FASTENERS


### Fasteners: 1/2-13 Thread

#### Button Head Socket Cap Screws (BHSCS)

	Part No.	Description	Material	Tool
	13FA3338	1/2-13 x 3/4 BHSCS	Steel	5/16 Hex


### Fasteners: 3/8-16 Thread

#### Socket Head Cap Screws (SHCS)


	Part No.	Description	Material	Tool
	13FA3340	3/8-16 x 3/4 SHCS	Steel	5/16 Hex

### Fasteners: 5/16-18 Thread


#### Button Head Socket Cap Screws (BHSCS)

	Part No.	Description	Material	Tool
	13FA3321	5/16-18 x 1/2 BHSCS	Steel	3/16 Hex
	13FA3600	5/16-18 x 1/2 BHSCS	Stainless	3/16 Hex
	13FA3322	5/16-18 x 5/8 BHSCS	Steel	3/16 Hex
	13FA3602	5/16-18 x 5/8 BHSCS	Stainless	3/16 Hex
	13FA3323	5/16-18 x 3/4 BHSCS	Steel	3/16 Hex
	13FA3324	5/16-18 x 1 BHSCS	Steel	3/16 Hex
	13FA3604	5/16-18 x 1 BHSCS	Stainless	3/16 Hex


#### Flanged Button Head Socket Cap Screws (FBHSCS)

	Part No.	Description	Material	Tool
	13FA3330	5/16-18 x 1/2 FBHSCS	Steel	3/16 Hex
	13FA3331	5/16-18 x 5/8 FBHSCS	Steel	3/16 Hex


#### Socket Head Cap Screws (SHCS)

	Part No.	Description	Material	Tool
	13FA3337	5/16-18 x 1/2 SHCS	Steel	1/4 Hex
	13FA3325	5/16-18 x 5/8 SHCS	Steel	1/4 Hex
	13FA3326	5/16-18 x 3/4 SHCS	Steel	1/4 Hex
	13FA3327	5/16-18 x 7/8 SHCS	Steel	1/4 Hex
	13FA3335	5/16-18 x 1 SHCS	Steel	1/4 Hex
	13FA3328	5/16-18 x 1-1/4 SHCS	Steel	1/4 Hex
	13FA3603	5/16-18 x 1-1/4 SHCS	Stainless	1/4 Hex
	13FA3329	5/16-18 x 1-1/2 SHCS	Steel	1/4 Hex
	13FA3365	5/16-18 x 2 SHCS	Steel	1/4 Hex
	13FA3319	5/16-18 x 3 SHCS	Steel	1/4 Hex


#### Low Head Socket Cap Screws (LHSCS)

	Part No.	Description	Material	Tool
	13FA3354	5/16-18 x 5/8 LHSCS	Steel	5/32 Hex
	13FA3710	5/16-18 x 1-1/4 LHSCS	Steel	5/32 Hex

#### Flat Head Socket Cap Screws (FHSCS)


	Part No.	Description	Material	Tool
	13FA3353	5/16-18 x 5/8 FHSCS	Steel	3/16 Hex
	13FA3342	5/16-18 x 3/4 FHSCS	Steel	3/16 Hex

## Carriage Bolts


	Part No.	Description	Material	Tool
	13FA3708	5/16-18 x 1 Carriage Bolt	Steel	N/A
	13FA3612	5/16-18 x 1 Carriage Bolt	Stainless Steel	N/A
	13FA3706	5/16-18 X 1.25 Carriage Bolt	Steel	N/A

## Fasteners: 1/4-20 Thread


## Button Head Socket Cap Screws (BHSCS)

	Part No.	Description	Material	Tool
	13FA3300	1/4-20 x 1/2 BHSCS	Steel	5/32 Hex
	13FA3301	1/4-20 x 5/8 BHSCS	Steel	5/32 Hex
	13FA3302	1/4-20 x 3/4 BHSCS	Steel	5/32 Hex
	13FA3336	1/4-20 x 1 BHSCS	Steel	5/32 Hex


## Flanged Button Head Socket Cap Screws (FBHSCS)

	Part No.	Description	Material	Tool
	13FA3308	1/4-20 x 3/8 FBHSCS	Steel	5/32 Hex
	13FA3309	1/4-20 x 1/2 FBHSCS	Steel	5/32 Hex
	13FA3310	1/4-20 x 3/4 FBHSCS	Steel	5/32 Hex


## Socket Head Cap Screws (SHCS)

	Part No.	Description	Material	Tool
	13FA3303	1/4-20 x 1/2 SHCS	Steel	3/16 Hex
	13FA3304	1/4-20 x 5/8 SHCS	Steel	3/16 Hex
	13FA3305	1/4-20 x 3/4 SHCS	Steel	3/16 Hex
	13FA3311	1/4-20 x 7/8 SHCS	Steel	3/16 Hex
	13FA3306	1/4-20 x 1 SHCS	Steel	3/16 Hex
	13FA3334	1/4-20 x 1 1/4 SHCS	Steel	3/16 Hex
	13FA3313	1/4-20 x 1 1/2 SHCS	Steel	3/16 Hex
	13FA3332	1/4-20 x 1 3/4 SHCS	Steel	3/16 Hex


## Low Head Socket Cap Screws (LHSCS)

	Part No.	Description	Material	Tool
	13FA3360	1/4-20 x 1/2 LHSCS	Steel	1/8 Hex
	13FA3362	1/4-20 x 1 LHSCS	Steel	1/8 Hex

## Flat Head Socket Cap Screws (FHSCS)

	Part No.	Description	Material	Tool
	13FA3110	1/4-20 x 1/2 FHSCS	Steel	5/32 Hex
	13FA3111	1/4-20 x 5/8 FHSCS	Steel	5/32 Hex
	13FA3126	1/4-20 x 7/8 FHSCS	Steel	5/32 Hex
	13FA3127	1/4-20 x 1 FHSCS	Steel	5/32 Hex


## Carriage Bolts

	Part No.	Description	Material	Tool
	13FA3709	1/4-20 x 3/4 Carriage Bolt	Steel	N/A


## 15 SERIES FASTENERS

### Fasteners: 10-32 Thread


#### Socket Head Cap Screws (SHCS)

	Part No.	Description	Material	Tool
	13FA3350	10-32 x 1/2 SHCS	Steel	5/32 Hex
	13FA3351	10-32 x 5/8 SHCS	Steel	5/32 Hex
	13FA3352	10-32 x 3/4 SHCS	Steel	5/32 Hex
	13FA3607	10-32 x 3/4 SHCS	Stainless	5/32 Hex

#### Button Head Socket Cap Screws (BHSCS)


	Part No.	Description	Material	Tool
	13FA3316	10-32 x 3/8 BHSCS	Steel	1/8 Hex
	13FA3128	10-32 x 1/2 BHSCS	Steel	1/8 Hex
	13FA3129	10-32 x 5/8 BHSCS	Steel	1/8 Hex

#### Flat Head Socket Cap Screws (FHSCS)


	Part No.	Description	Material	Tool
	13FA3117	10-32 x 1/2 FHSCS	Steel	1/8 Hex
	13FA3374	8-32 x 5/8 FHSCS	Steel	3/32 Hex
	13FA3122	10-32 x 5/8 FHSCS	Steel	1/8 Hex

### Washers & Hex Nuts

#### Washers


	Part No.	Description	Material	Tool
	13FA3700	5/16" x .062" Washer	Steel	N/A
	13FA3609	5/16" x .062" Washer	Stainless	N/A
	13FA3704	5/16" x .125" Washer	Steel	N/A
	13FA3701	1/4" x .062" Washer	Steel	N/A
	13FA3608	1/4" x .062" Washer	Stainless	N/A
	13FA3712	1/4" x .125" Washer	Steel	N/A
	13FA3745	1/2" x .050" Washer	Nylon	N/A
	13FA3746	1" x .031" Thrust Washer	Nylon	N/A
	13FA3747	5/8" x .128 Washer	Nylon	N/A

#### Hex Nuts

	Part No.	Description	Material	Tool
	13FA3113	5/16-18 Hex Nut	Steel	N/A
	13FA3611	5/16-18 Hex Nut	Stainless	N/A
	13FA3112	1/4-20 Hex Nut	Steel	N/A
	13FA3610	1/4-20 Hex Nut	Stainless	N/A


### Shoulder Bolts

#### Shoulder Bolts


	Part No.	Description	Material	Tool
	13FA3705	3/8 x 3/4 Shoulder Bolt	Steel	3/16 Hex
	13FA3715	3/8 x 3/8 Shoulder Bolt	Steel	3/16 Hex
	13FA3707	5/16 x 1/2 Shoulder Bolt	Steel	5/32 Hex
	13FA3716	5/16 x 1/4 Shoulder Bolt	Steel	5/32 Hex

### Floor Anchor Bolts


#### Floor Anchor

	Part No.	Description	Material	Tool
	13FA3376	3/8 x 3 Floor Anchor	Steel	N/A
	13FA3377	1/2 x 3-3/4 Floor Anchor	Steel	N/A


**Metric Fasteners: M8 x 1.25****Socket Head Cap Screws (SHCS)**

	Part No.	Description	Material	Tool
	13MFA3607	M8 x 12 BHSCS	Steel	M5 Hex
	13MFA3655	M8 x 14 BHSCS	Steel	M5 Hex
	13MFA3613	M8 x 16 BHSCS	Steel	M5 Hex
	13MFA3615	M8 x 20 BHSCS	Steel	M5 Hex
	13MFA3608	M8 x 25 BHSCS	Steel	M5 Hex
	13MFA3656	M8 x 40 BHSCS	Steel	M5 Hex
	13MFA3657	M8 x 50 BHSCS	Steel	M5 Hex


**Button Head Socket Cap Screws (SHCS)**

	Part No.	Description	Material	Tool
	13MFA3649	M8 x 12 SHCS	Steel	M6 Hex
	13MFA3650	M8 x 14 SHCS	Steel	M6 Hex
	13MFA3651	M8 x 16 SHCS	Steel	M6 Hex
	13MFA3609	M8 x 20 SHCS	Steel	M6 Hex
	13MFA3652	M8 x 25 SHCS	Steel	M6 Hex
	13MFA3610	M8 x 30 SHCS	Steel	M6 Hex
	13MFA3653	M8 x 40 SHCS	Steel	M6 Hex
13MFA3654	M8 x 50 SHCS	Steel	M6 Hex	


**Carriage Bolts**

	Part No.	Description	Material	Tool
	13MFA3614*	M8 x 25 Carriage Bolt	Steel	N/A


**Metric Fasteners: M6 x 1.0****Button Head Socket Cap Screws (BHSCS)**

	Part No.	Description	Material	Tool
	13MFA3621	M6 x 10 BHSCS	Steel	M4 Hex
	13MFA3605	M6 x 12 BHSCS	Steel	M4 Hex
	13MFA3624	M6 x 14 BHSCS	Steel	M4 Hex
	13MFA3647	M6 x 16 BHSCS	Steel	M4 Hex
	13MFA3612	M6 x 20 BHSCS	Steel	M4 Hex

**Socket Head Cap Screws (SHCS)**

	Part No.	Description	Material	Tool
	13MFA3600	M6 x 12 SHCS	Steel	M5 Hex
	13MFA3602	M6 x 16 SHCS	Steel	M5 Hex
	13MFA3618	M6 x 20 SHCS	Steel	M5 Hex
	13MFA3606	M6 x 22 SHCS	Steel	M5 Hex
	13MFA3646	M6 x 25 SHCS	Steel	M5 Hex


**Carriage Bolts**

	Part No.	Description	Material	Tool
	13MFA3611*	M6 x 2 Carriage Bolt	Steel	N/A


# 15 SERIES FASTENERS

## Metric Fasteners: M5 x .8

### Button Head Socket Cap Screws (BHSCS)


	Part No.	Description	Material	Tool
	13MFA3643	M5 x 8 BHSCS	Steel	M3 Hex
	13MFA3644	M5 x 12 BHSCS	Steel	M3 Hex
	13MFA3645	M5 x 16 BHSCS	Steel	M3 Hex

### Socket Head Cap Screws (SHCS)


	Part No.	Description	Material	Tool
	13MFA3640	M5 x 8 SHCS	Steel	M4 Hex
	13MFA3641	M5 x 12 SHCS	Steel	M4 Hex
	13MFA3642	M5 x 16 SHCS	Steel	M4 Hex
	13MFA3619	M5 x 20 SHCS	Steel	M4 Hex

## Metric Washers & Hex Nuts


### Washers


	Part No.	Description	Material	Tool
	13MFA3622	M8 x 1.58	Steel	N/A
	13MFA3620	M6 x 1.58	Steel	N/A

### Hex Nuts

	Part No.	Description	Material	Tool
	13MFA3617	M8 x 1.25	Steel	N/A
	13MFA3616	M6 x 1.0	Steel	N/A

## T-Anchor Fasteners

15 Series T-Anchor Fastener Assembly	
Part No. <b>15FAC3890</b>	
Easy access to adjust fastener	
Fast, easy assembly	
Panel notch not required	
Creates a clean, hidden appearance	
Infinite positioning along the T-slot	
Torque with 3/16" hex wrench to 17-22 ft-lbs	



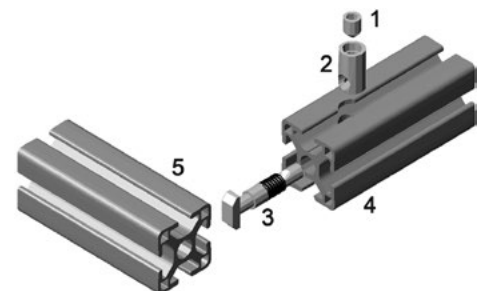
### Machining Required

Service No.	Description
15MA9074	T-Anchor counterbore service (SM profiles)

See page 23 for machining information


### Assembly Instructions

1. Drop barrel into counterbore (Item 2)
2. Insert "T" Bar (item 3) w/ spring into extrusion hole (item 4) and hole in barrel (item 2)
3. Insert set screw (item 1) and begin tightening until slight tension is on the "T" Bar (item 3)
4. Place the head of the "T" anchor into the mating extrusion (item 5)
5. Once extrusion is in place, tighten the set screw with a 3/16" hex wrench (item 1)

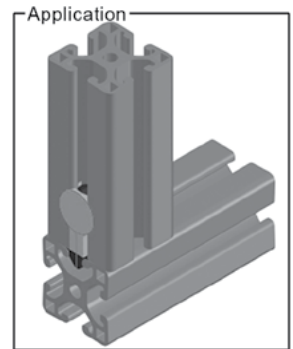



**Anchor Fasteners: Fractional & Metric**

15 Series Anchor Fastener Assembly w/ Standard T-Nut
Part No. <b>15FAC3880</b> (5/16-18 T-Nut)
Part No. <b>15MFAC3720</b> (M8 x 1.25 T-Nut)
Very strong connection method
Fast, easy assembly
Corrosion resistant finish
Zinc die casting material
Infinite positioning along the T-slot



15 Series Anchor Fastener Assembly w/ Drop-In T-Nut
Part No. <b>15FAC3888</b> (5/16-18 T-Nut)
Part No. <b>15MFAC3728</b> (M8 x 1.25 T-Nut)
Very strong connection method
Fast, easy assembly
Corrosion resistant finish
Zinc die casting material
Infinite positioning along the T-slot



Already have the hardware? Order the anchor body separately:

Part No. **15FA3610**


**Machining Required**

Service No.	Description
15MA9071	15 Series counterbore drilling service

See page 24 for machining information

**Assembly Instructions**

1. Insert the assembled anchor fastener into the T-slot.
2. Set the mating extrusion 90° to the joining slot.
3. Place the anchor fastener into the counterbore of the mating extrusion.
4. Be sure the extrusions are properly aligned.
5. Tighten the anchor fastener with a 1/4" (fractional) or M5 (metric) ball end hex wrench.

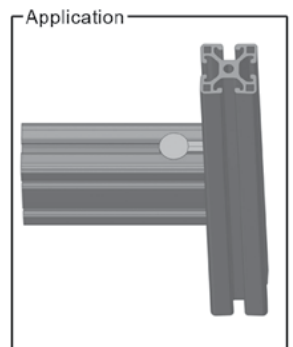


**Double Anchor Fasteners**

15 Series Double Anchor Fastener (1.5")
Part No. <b>15FAC3882</b>
Quicker assembly
For use with 1.5" extrusions
Standard T-nut included



15 Series Double Anchor Fastener (3.0")
Part No. <b>15FAC3884</b>
Quicker assembly
For use with 3.0" extrusions
Standard T-nut included




**Machining Required**


Service No.	Description
15MA9071	15 Series counterbore drilling service

See page 30 for machining information

# 15 SERIES FASTENERS

## Butt Fasteners

15 Series Butt Fastener Assembly	
Part No. <b>15FAC3886</b>	
Join two extrusions together at the ends to extend the total length	
Use on two sides for maximum strength	




### Machining Required

Service No.	Description
15MA9071	15 Series counterbore drilling service

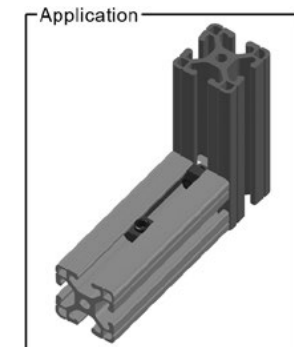
See page 24 for machining information

## T-Slot Connector


15 Series T-Slot Connector	
Part No. <b>15FAC3894</b>	
No machining required	
Infinite positioning along the T-slot	
Position and tighten with set screw	



### NO Machining Required!

- The quickest and easiest way to connect extrusions.
- Recommended for light-duty applications.



## End Fasteners: Fractional & Metric

15 Series End Fastener Assembly	
Part No. <b>15FAC3865</b> (5/16-18 x 1 screw)	
Part No. <b>15MFAC3710</b> (M8 x 25 screw)	
Strong 90° connection	
Ideal for tight spacing	
Creates a clean, hidden appearance	



### Machining Required

Service No.	Description
(multiple)	End tap services - see pg. 27
(multiple)	Access hole services - see pg. 30

### Assembly Instructions

1. Set the clip on the extrusion end over the tapped hole.
2. Thread the bolt into the hole, but do not fully tighten at this time.
3. Slide the bottom T-slot onto the clip of the mating extrusion.
4. Line up the access hole with the head of the bolt.
5. Tighten the end fastener with a 3/16" (fractional) or M5 (metric) ball end hex wrench.



Already have the hardware? Order the end clip separately:

Part No. **15FA3615**

# SECTION 4

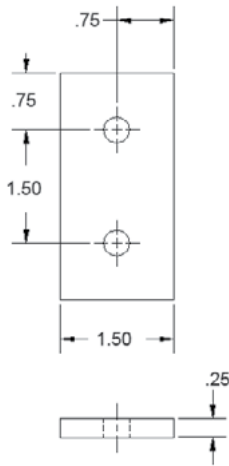
## 15 SERIES BRACKETS



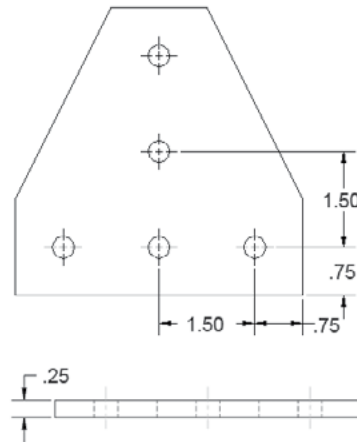
# 15 SERIES BRACKETS

Please review the following bolt pattern dimensions which apply to all 15 Series Corner Brackets and Joining Plates.

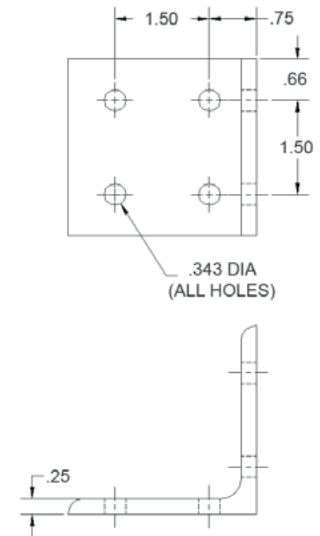
## Joining Strips



## Joining Plates



## Corner Brackets



JOINING PLATE & CORNER BRACKET PROPERTIES	
MATERIAL	6061-T6, 6063-T6
FINISH	CLEAR ANODIZE
HOLE DIAMETER	.343"



Pre-load fasteners into brackets before assembly to save time. See page 5 for details.

**Joining Strips & Plates** - used to connect two or more extrusions at various angles. Joining strips are fastened to the exterior of extrusions with a combination of T-nuts and flanged button heads.

**Corner Brackets** - used to connect two extrusions at 90° angles. Most corner brackets are fastened on the inside of extrusions with a combination of T-nuts and button heads. Special tri-corner brackets are available to connect three extrusions at a corner.

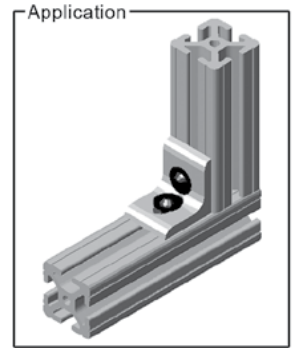
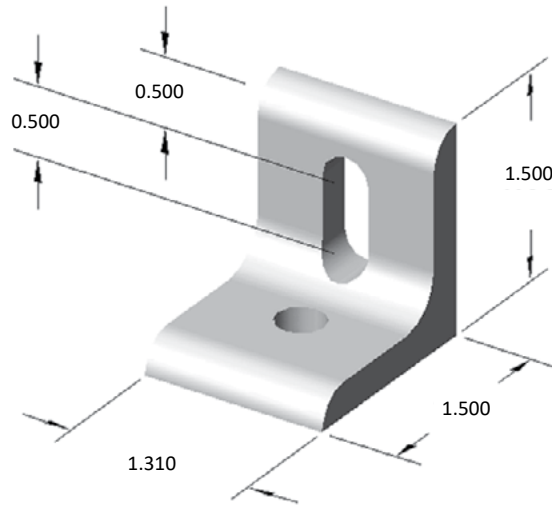
**Corner Gussets** - used to connect two extrusions at 90° angles. Gussets are fastened on the inside of extrusions with a combination of T-nuts and button heads. This is the strongest method of connecting extrusions by means of brackets.

Please see the '**recommended hardware**' boxes on the following pages to be sure you have the correct fasteners and quantities for each part.

**\*non-stock parts = 1-2 week lead-time - please call for details**

### 15CB4000

2 HOLE SLOTTED INSIDE CORNER BRACKET




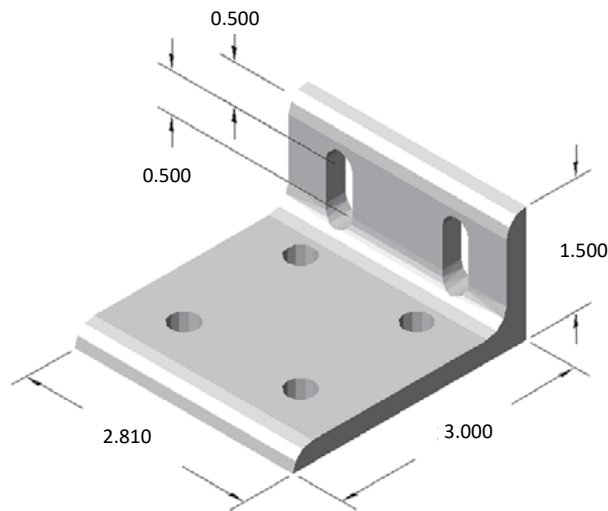
Part weight: .075 lbs

#### RECOMMENDED HARDWARE

QTY	DESCRIPTION	PART NO.
2	5/16-18 x 5/8 FBHSCS	13FA3331
2	5/16-18 ECONOMY T-NUT	15FA3501

### 15CB4001

6 HOLE SLOTTED INSIDE CORNER BRACKET




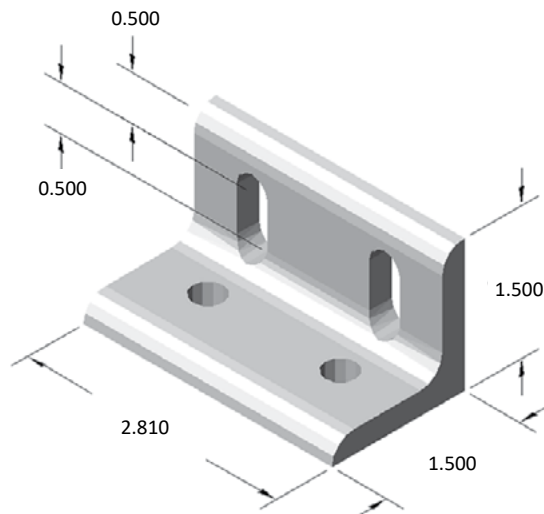
Part weight: .265 lbs

#### RECOMMENDED HARDWARE

QTY	DESCRIPTION	PART NO.
6	5/16-18 x 5/8 FBHSCS	13FA3331
6	5/16-18 ECONOMY T-NUT	15FA3501

### 15CB4002

4 HOLE SLOTTED INSIDE CORNER BRACKET



Part weight: .170 lbs


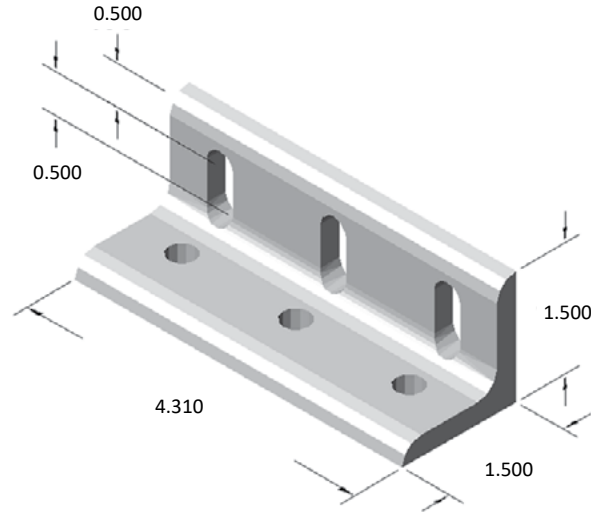
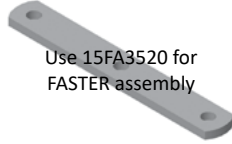
#### RECOMMENDED HARDWARE

QTY	DESCRIPTION	PART NO.
4	5/16-18 x 5/8 FBHSCS	13FA3331
4	5/16-18 ECONOMY T-NUT	15FA3501

# 15 SERIES BRACKETS

## 15CB4003\* (non-stock)

6 HOLE SLOTTED INSIDE CORNER BRACKET



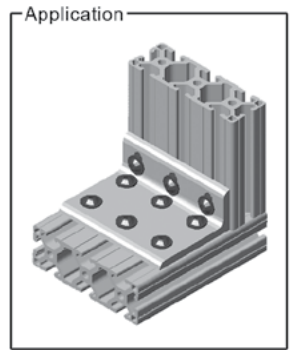
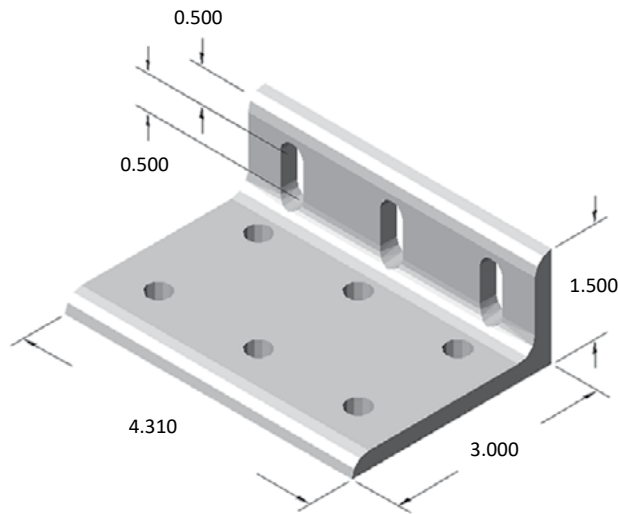
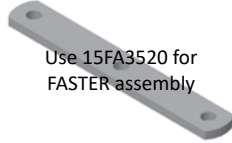
Part weight: .265 lbs

### RECOMMENDED HARDWARE

QTY	DESCRIPTION	PART NO.
6	5/16-18 x 5/8 FBHSCS	13FA3331
6	5/16-18 ECONOMY T-NUT	15FA3501

## 15CB4004\* (non-stock)

9 HOLE SLOTTED INSIDE CORNER BRACKET



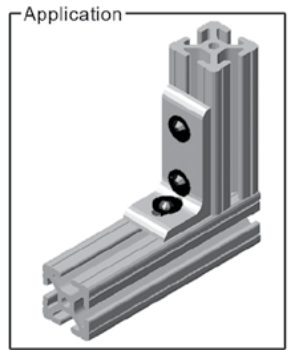
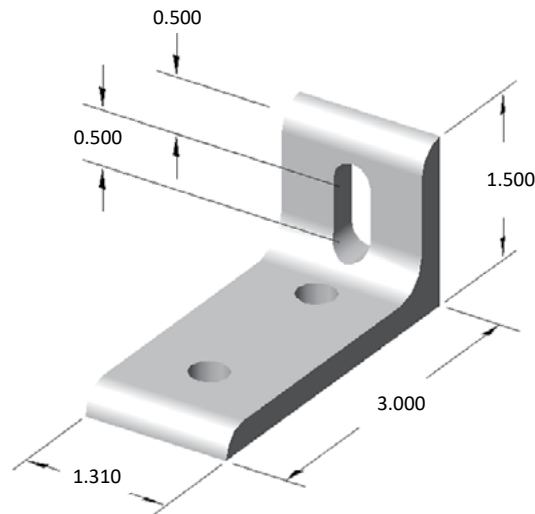
Part weight: .410 lbs

### RECOMMENDED HARDWARE

QTY	DESCRIPTION	PART NO.
9	5/16-18 x 5/8 FBHSCS	13FA3331
9	5/16-18 ECONOMY T-NUT	15FA3501

## 15CB4005

3 HOLE SLOTTED INSIDE CORNER BRACKET



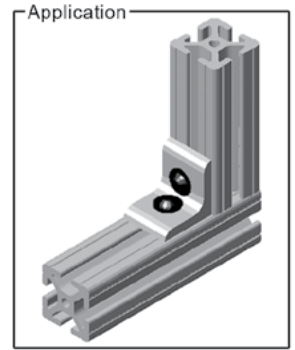
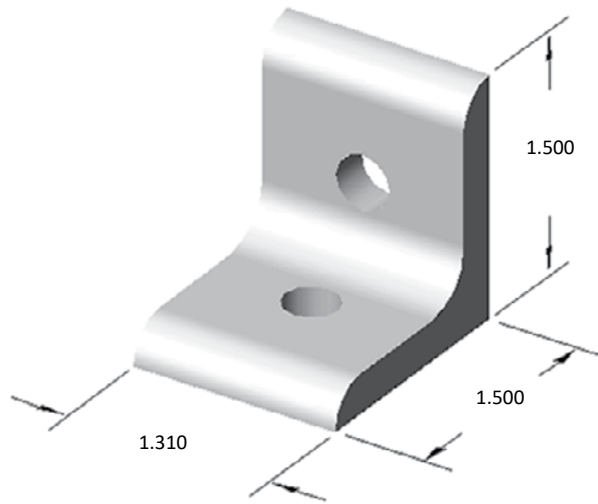
Part weight: .120 lbs

### RECOMMENDED HARDWARE

QTY	DESCRIPTION	PART NO.
3	5/16-18 x 5/8 FBHSCS	13FA3331
3	5/16-18 ECONOMY T-NUT	15FA3501

### 15CB4801

2 HOLE INSIDE CORNER BRACKET



Part weight: .080 lbs

**RECOMMENDED HARDWARE**

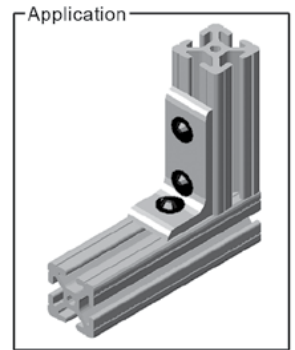
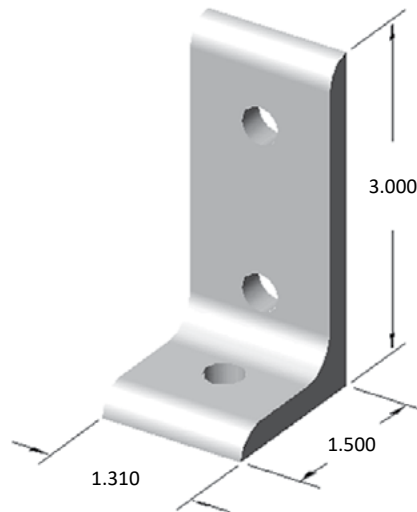
QTY	DESCRIPTION	PART NO.
2	5/16-18 x 5/8 FBHSCS	13FA3331
2	5/16-18 ECONOMY T-NUT	15FA3501

### 15CB4802

3 HOLE INSIDE CORNER BRACKET



Use 15FA3502 for FAST assembly



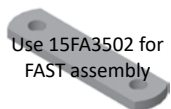
Part weight: .130 lbs

**RECOMMENDED HARDWARE**


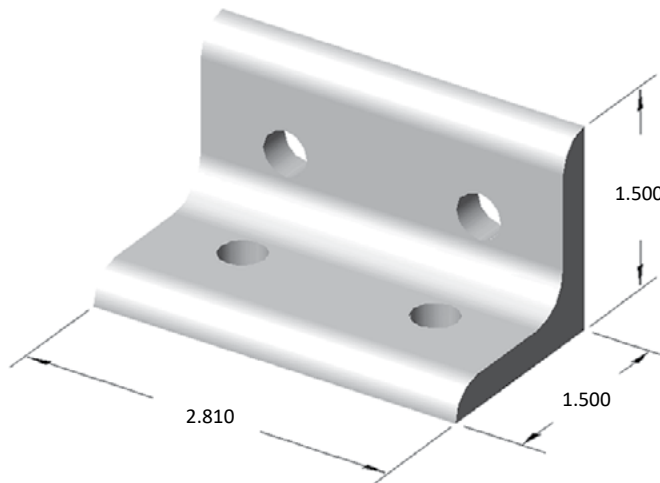
QTY	DESCRIPTION	PART NO.
3	5/16-18 x 5/8 FBHSCS	13FA3331
3	5/16-18 ECONOMY T-NUT	15FA3501

### 15CB4803

4 HOLE INSIDE CORNER BRACKET



Use 15FA3502 for FAST assembly



Part weight: .175 lbs

**RECOMMENDED HARDWARE**

QTY	DESCRIPTION	PART NO.
4	5/16-18 x 5/8 FBHSCS	13FA3331
4	5/16-18 ECONOMY T-NUT	15FA3501

# 15 SERIES BRACKETS

## 15CB4804

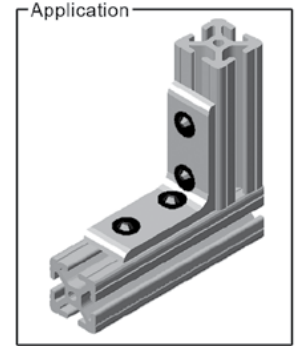
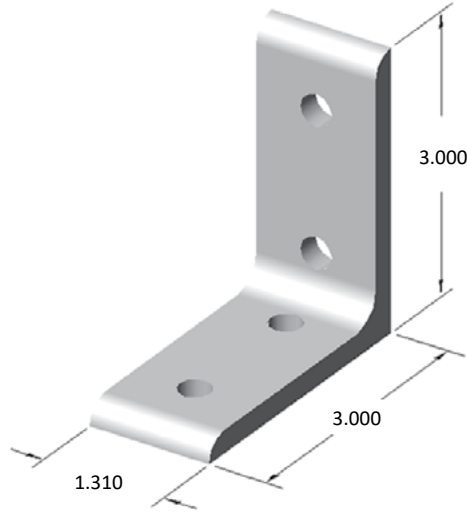
4 HOLE INSIDE CORNER BRACKET



Use 15FA3502 for FAST assembly

### RECOMMENDED HARDWARE

QTY	DESCRIPTION	PART NO.
4	5/16-18 x 5/8 FBHSCS	13FA3331
4	5/16-18 ECONOMY T-NUT	15FA3501



Part weight: .170 lbs

## 15CB4805


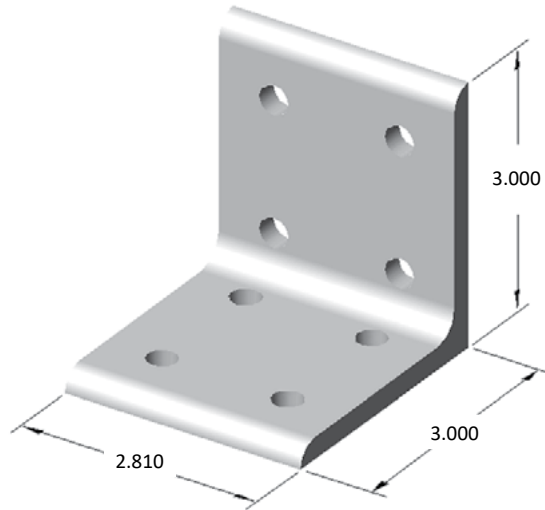
8 HOLE INSIDE CORNER BRACKET



Use 15FA3502 for FAST assembly

### RECOMMENDED HARDWARE

QTY	DESCRIPTION	PART NO.
8	5/16-18 x 5/8 FBHSCS	13FA3331
8	5/16-18 ECONOMY T-NUT	15FA3501



Part weight: .365 lbs

## 15CB4806


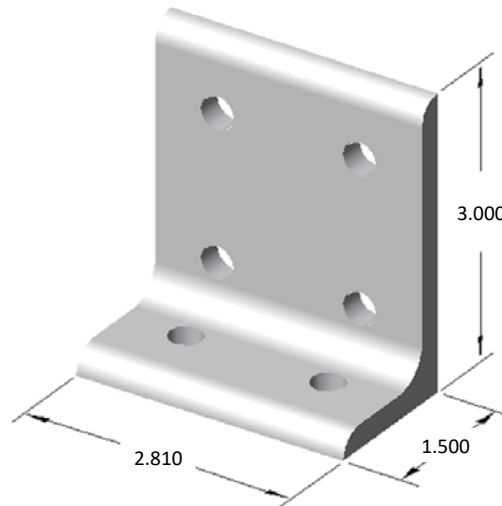
6 HOLE INSIDE CORNER BRACKET



Use 15FA3502 for FAST assembly

### RECOMMENDED HARDWARE


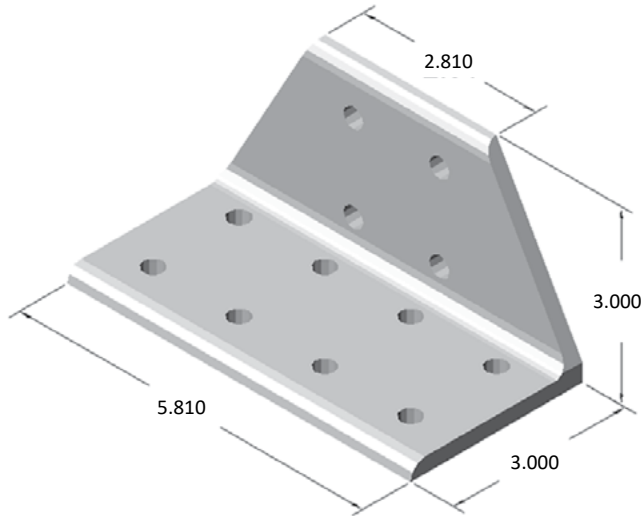
QTY	DESCRIPTION	PART NO.
6	5/16-18 x 5/8 FBHSCS	13FA3331
6	5/16-18 ECONOMY T-NUT	15FA3501



Part weight: .285 lbs

**15CB4808\*** (non-stock)

12 HOLE CENTER INSIDE CORNER BRACKET



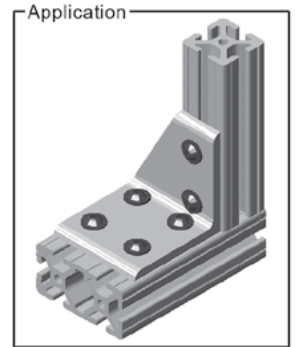
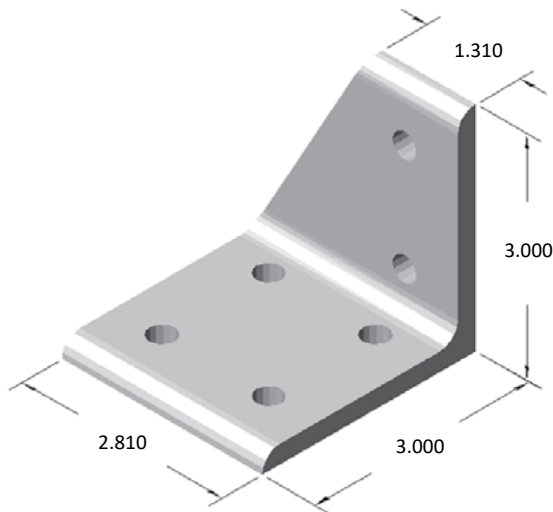
Part weight: .665 lbs

**RECOMMENDED HARDWARE**

QTY	DESCRIPTION	PART NO.
12	5/16-18 x 5/8 FBHSCS	13FA3331
12	5/16-18 ECONOMY T-NUT	15FA3501

**15CB4811\*** (non-stock)

6 HOLE RIGHT INSIDE CORNER BRACKET




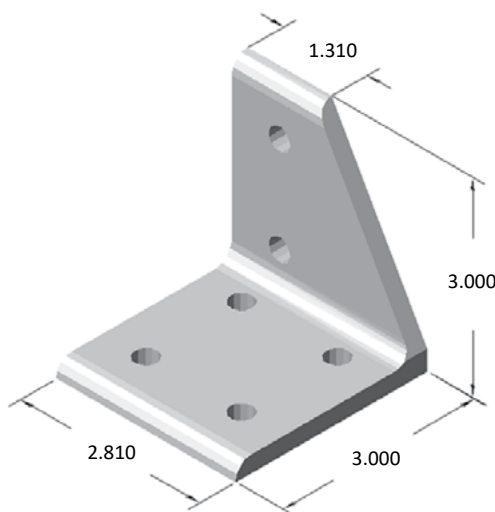
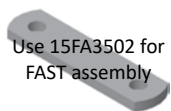
Part weight: .330 lbs

**RECOMMENDED HARDWARE**

QTY	DESCRIPTION	PART NO.
6	5/16-18 x 5/8 FBHSCS	13FA3331
6	5/16-18 ECONOMY T-NUT	15FA3501

**15CB4812\*** (non-stock)

6 HOLE LEFT INSIDE CORNER BRACKET



Part weight: .320 lbs


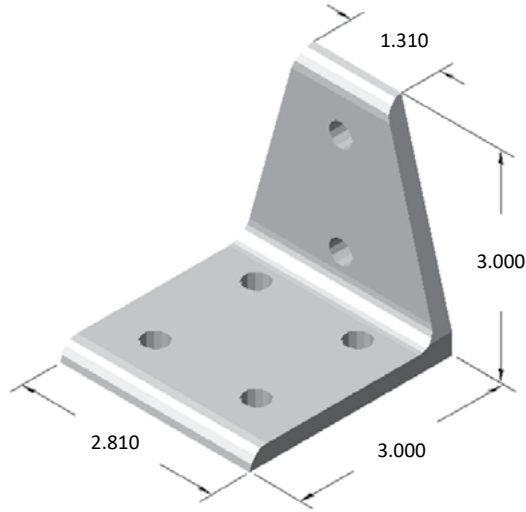
**RECOMMENDED HARDWARE**

QTY	DESCRIPTION	PART NO.
6	5/16-18 x 5/8 FBHSCS	13FA3331
6	5/16-18 ECONOMY T-NUT	15FA3501

# 15 SERIES BRACKETS

## 15CB4813\* (non-stock)

6 HOLE CENTER INSIDE CORNER BRACKET




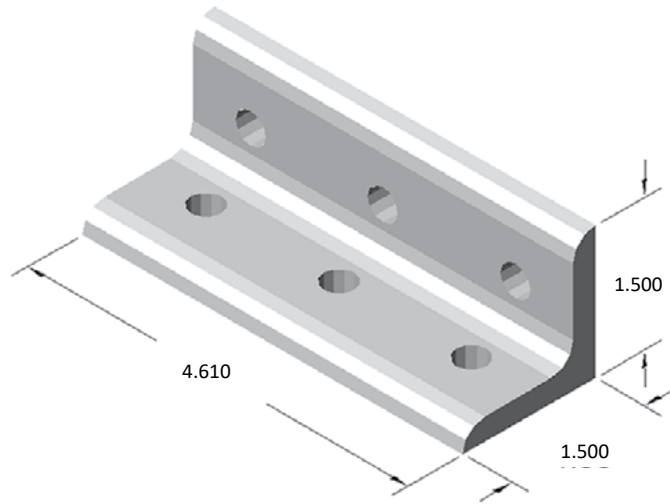
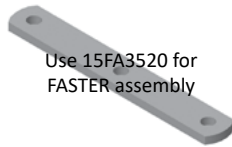
Part weight: .335 lbs

### RECOMMENDED HARDWARE

QTY	DESCRIPTION	PART NO.
6	5/16-18 x 5/8 FBHSCS	13FA3331
6	5/16-18 ECONOMY T-NUT	15FA3501

## 15CB4815

6 HOLE INSIDE CORNER BRACKET




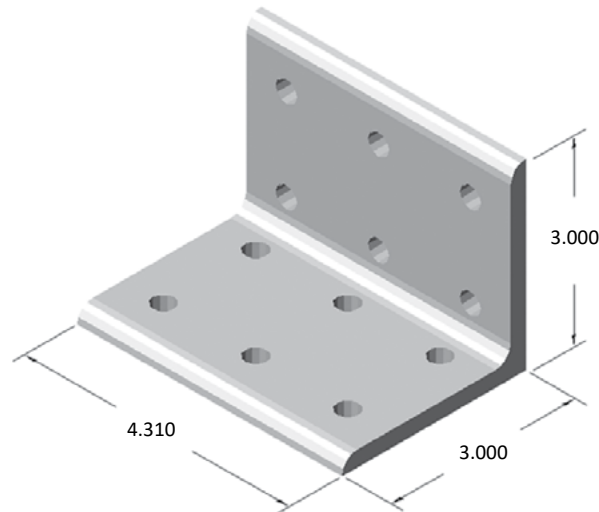
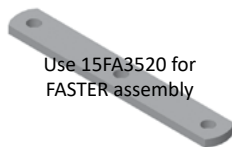
Part weight: .275 lbs

### RECOMMENDED HARDWARE

QTY	DESCRIPTION	PART NO.
6	5/16-18 x 5/8 FBHSCS	13FA3331
6	5/16-18 ECONOMY T-NUT	15FA3501

## 15CB4816\* (non-stock)

12 HOLE INSIDE CORNER BRACKET




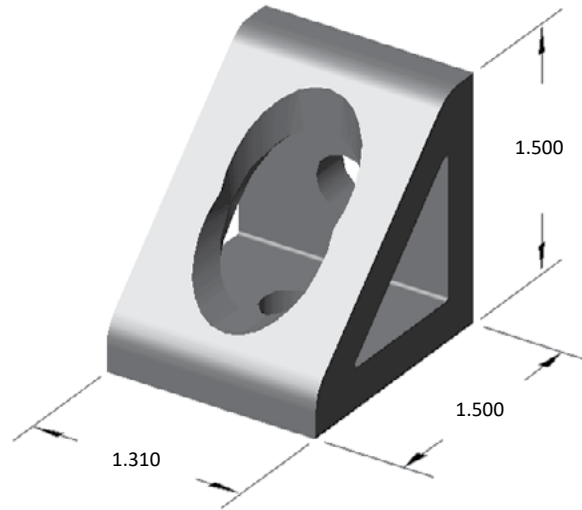
Part weight: .550 lbs

### RECOMMENDED HARDWARE

QTY	DESCRIPTION	PART NO.
12	5/16-18 x 5/8 FBHSCS	13FA3331
12	5/16-18 ECONOMY T-NUT	15FA3501

### 15CB4840

2 HOLE INSIDE GUSSET CORNER BRACKET




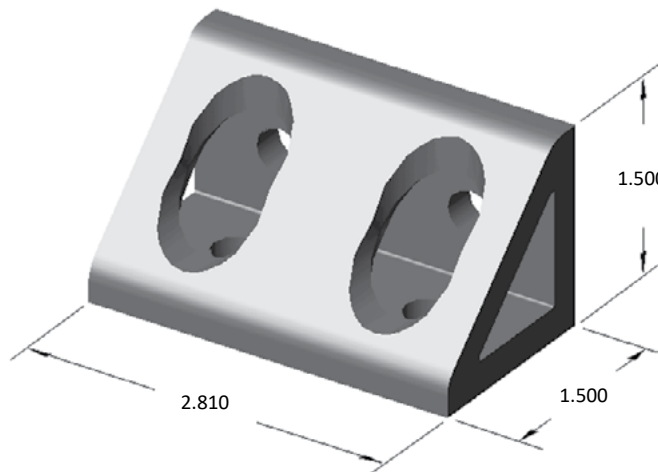
Part weight: .115 lbs

**RECOMMENDED HARDWARE**

QTY	DESCRIPTION	PART NO.
2	5/16-18 x 5/8 FBHSCS	13FA3331
2	5/16-18 ECONOMY T-NUT	15FA3501

### 15CB4841

4 HOLE INSIDE GUSSET CORNER BRACKET



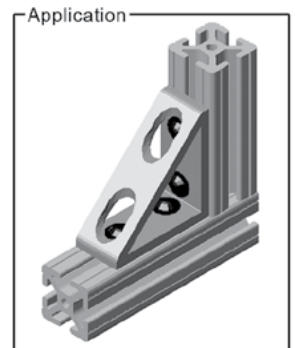
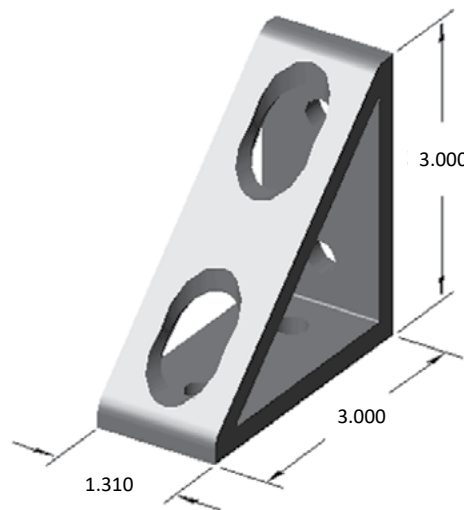
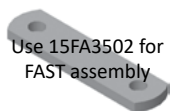
Part weight: .245 lbs

**RECOMMENDED HARDWARE**

QTY	DESCRIPTION	PART NO.
4	5/16-18 x 5/8 FBHSCS	13FA3331
4	5/16-18 ECONOMY T-NUT	15FA3501

### 15CB4842

4 HOLE INSIDE GUSSET CORNER BRACKET



Part weight: .250 lbs

**RECOMMENDED HARDWARE**

QTY	DESCRIPTION	PART NO.
4	5/16-18 x 5/8 FBHSCS	13FA3331
4	5/16-18 ECONOMY T-NUT	15FA3501

# 15 SERIES BRACKETS


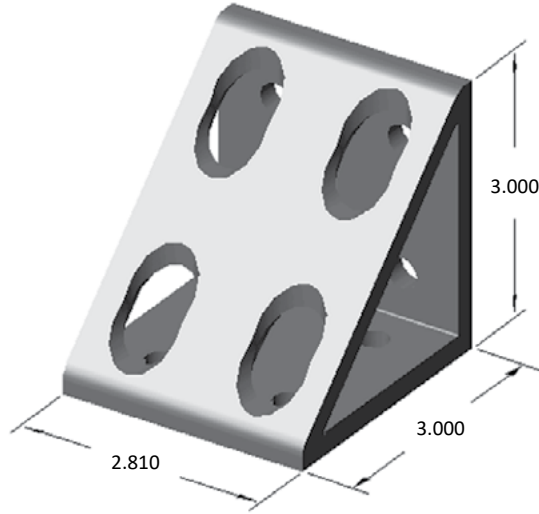
## 15CB4843

8 HOLE INSIDE GUSSET CORNER BRACKET



### RECOMMENDED HARDWARE

QTY	DESCRIPTION	PART NO.
8	5/16-18 x 5/8 FBHSCS	13FA3331
8	5/16-18 ECONOMY T-NUT	15FA3501



Part weight: .540 lbs


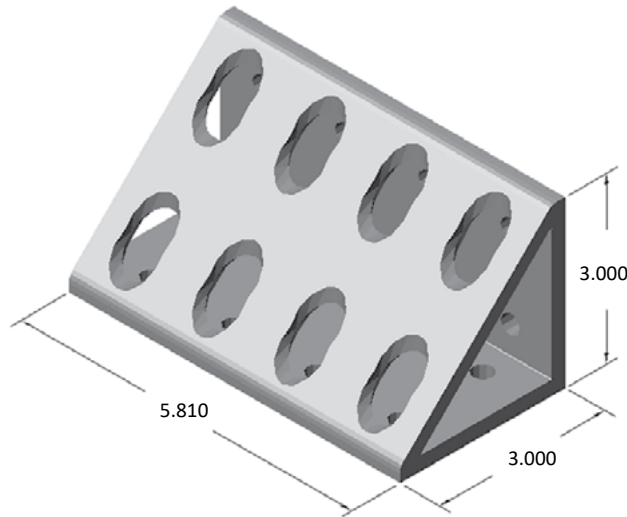
## 15CB4844\* (non-stock)

16 HOLE INSIDE GUSSET CORNER BRACKET



### RECOMMENDED HARDWARE

QTY	DESCRIPTION	PART NO.
16	5/16-18 x 5/8 FBHSCS	13FA3331
16	5/16-18 ECONOMY T-NUT	15FA3501


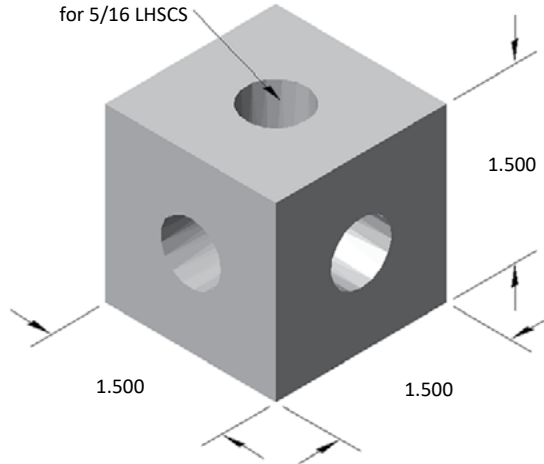


Part weight: 1.160 lbs

## 15CB4846

SQUARE TRI-CORNER BRACKET

Drill Thru & C'Bore for 5/16 LHSCS



Part weight: .270 lbs

• Requires end taps on extrusions

### RECOMMENDED HARDWARE


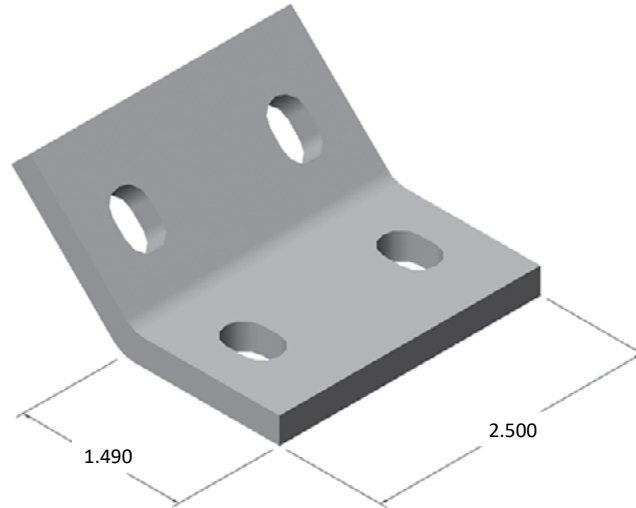
QTY	DESCRIPTION	PART NO.
3	5/16-18 x 1 1/4 LHSCS	13FA3710

### 15CB4870

4 HOLE 45° SLOTTED CORNER BRACKET



Use 15FA3502 for FAST assembly



Part weight: 1.160 lbs

#### RECOMMENDED HARDWARE


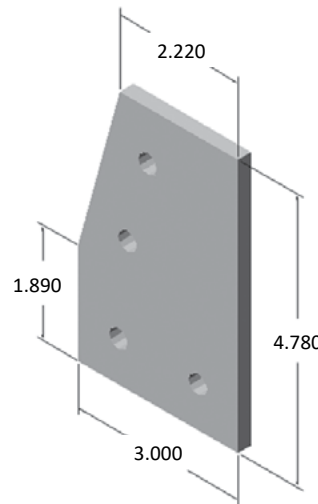
QTY	DESCRIPTION	PART NO.
4	5/16-18 x 5/8 FBHSCS	13FA3331
4	5/16-18 ECONOMY T-NUT	15FA3501

### 15JP4500\* (non-stock)

4 HOLE 75° JOINING PLATE



Use 15FA3502 for FAST assembly




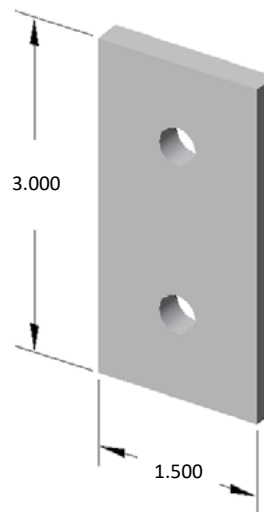
Part weight: .290 lbs

#### RECOMMENDED HARDWARE

QTY	DESCRIPTION	PART NO.
4	5/16-18 x 5/8 FBHSCS	13FA3331
4	5/16-18 ECONOMY T-NUT	15FA3501

### 15JP4501

2 HOLE JOINING STRIP



Part weight: .105 lbs


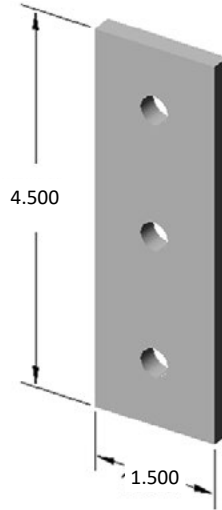
#### RECOMMENDED HARDWARE

QTY	DESCRIPTION	PART NO.
2	5/16-18 x 5/8 FBHSCS	13FA3331
2	5/16-18 ECONOMY T-NUT	15FA3501

# 15 SERIES BRACKETS

## 15JP4502

3 HOLE JOINING STRIP




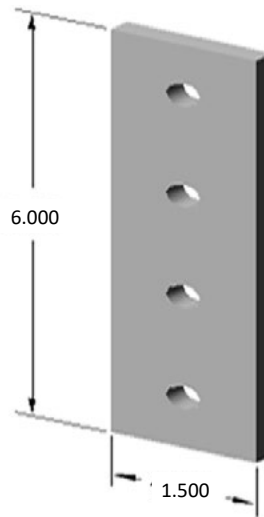
Part weight: .155 lbs

### RECOMMENDED HARDWARE

QTY	DESCRIPTION	PART NO.
3	5/16-18 x 5/8 FBHSCS	13FA3331
3	5/16-18 ECONOMY T-NUT	15FA3501

## 15JP4503

4 HOLE JOINING STRIP




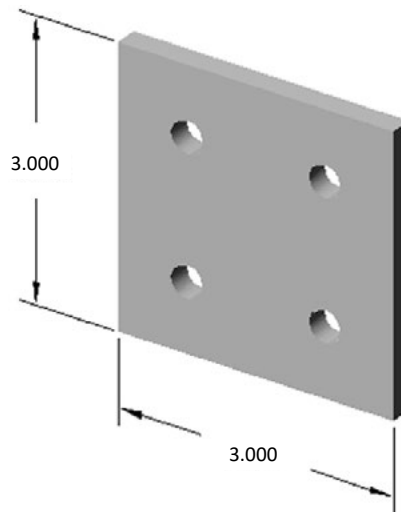
Part weight: .205 lbs

### RECOMMENDED HARDWARE

QTY	DESCRIPTION	PART NO.
4	5/16-18 x 5/8 FBHSCS	13FA3331
4	5/16-18 ECONOMY T-NUT	15FA3501

## 15JP4504

4 HOLE JOINING PLATE



Part weight: .210 lbs

### RECOMMENDED HARDWARE


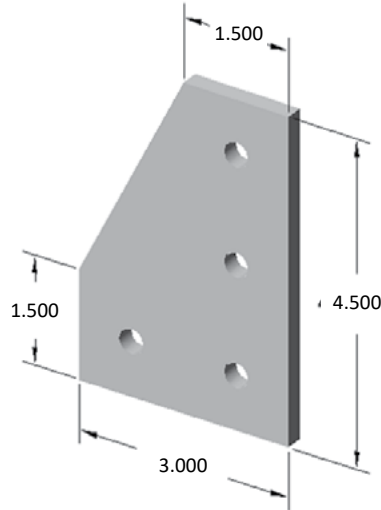
QTY	DESCRIPTION	PART NO.
4	5/16-18 x 5/8 FBHSCS	13FA3331
4	5/16-18 ECONOMY T-NUT	15FA3501

### 15JP4505

4 HOLE 90° JOINING PLATE



Use 15FA3502 for FAST assembly



Part weight: .265 lbs

#### RECOMMENDED HARDWARE

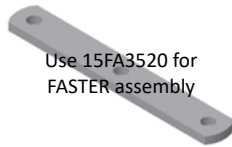
QTY	DESCRIPTION	PART NO.
4	5/16-18 x 5/8 FBHSCS	13FA3331
4	5/16-18 ECONOMY T-NUT	15FA3501

### 15JP4506


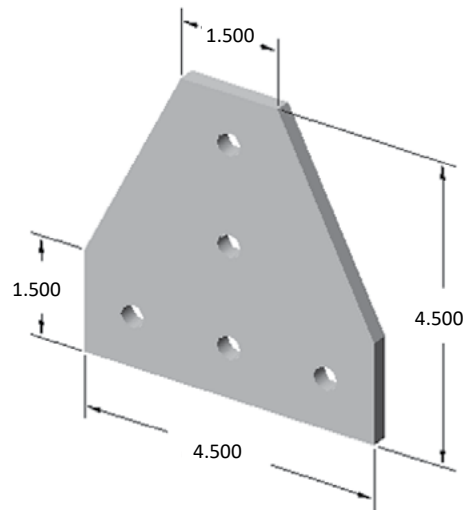
5 HOLE TEE JOINING PLATE



Use 15FA3502 for FAST assembly



Use 15FA3520 for FASTER assembly



Part weight: .370 lbs

#### RECOMMENDED HARDWARE

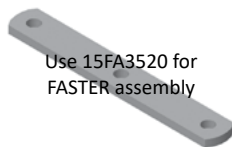
QTY	DESCRIPTION	PART NO.
5	5/16-18 x 5/8 FBHSCS	13FA3331
5	5/16-18 ECONOMY T-NUT	15FA3501

### 15JP4507


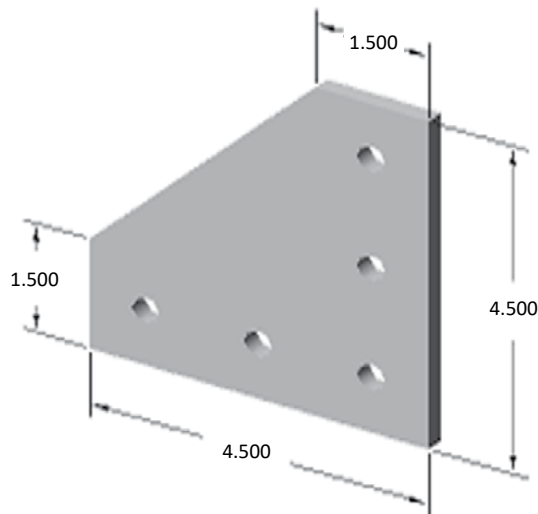
5 HOLE 90° JOINING PLATE



Use 15FA3502 for FAST assembly



Use 15FA3520 for FASTER assembly



Part weight: .375 lbs

#### RECOMMENDED HARDWARE

QTY	DESCRIPTION	PART NO.
5	5/16-18 x 5/8 FBHSCS	13FA3331
5	5/16-18 ECONOMY T-NUT	15FA3501

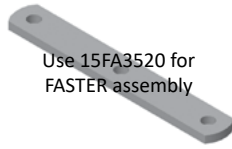
# 15 SERIES BRACKETS

## 15JP4508


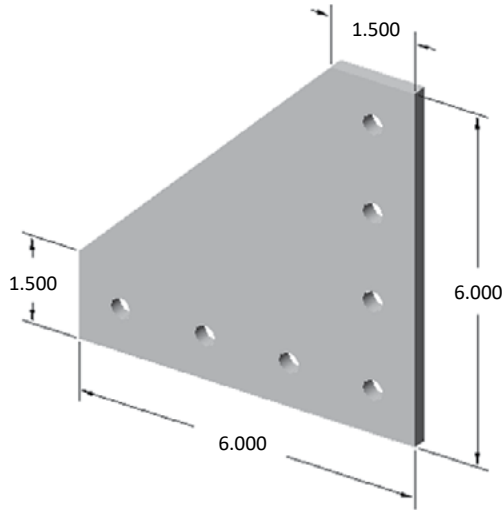
7 HOLE 90° JOINING PLATE



Use 15FA3502 for FAST assembly



Use 15FA3520 for FASTER assembly



Part weight: .605 lbs

### RECOMMENDED HARDWARE

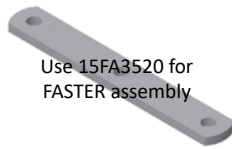
QTY	DESCRIPTION	PART NO.
7	5/16-18 x 5/8 FBHSCS	13FA3331
7	5/16-18 ECONOMY T-NUT	15FA3501

## 15JP4509


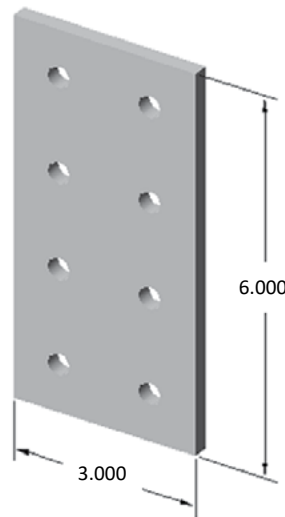
8 HOLE JOINING PLATE



Use 15FA3502 for FAST assembly



Use 15FA3520 for FASTER assembly



Part weight: .415 lbs

### RECOMMENDED HARDWARE

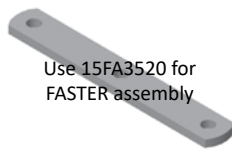
QTY	DESCRIPTION	PART NO.
8	5/16-18 x 5/8 FBHSCS	13FA3331
8	5/16-18 ECONOMY T-NUT	15FA3501

## 15JP4510


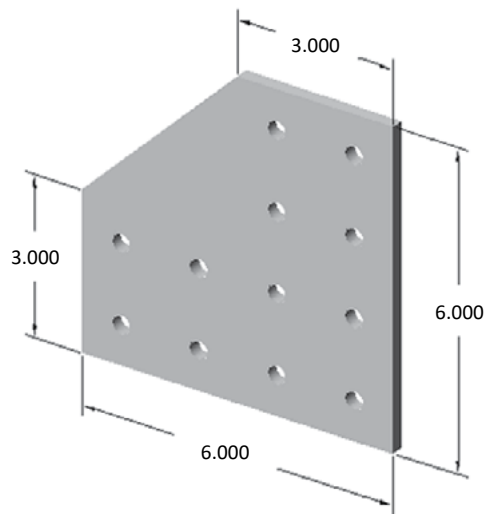
12 HOLE 90° JOINING PLATE



Use 15FA3502 for FAST assembly



Use 15FA3520 for FASTER assembly



Part weight: .735 lbs

### RECOMMENDED HARDWARE

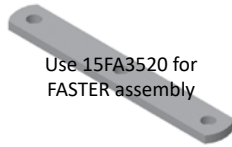
QTY	DESCRIPTION	PART NO.
12	5/16-18 x 5/8 FBHSCS	13FA3331
12	5/16-18 ECONOMY T-NUT	15FA3501

**15JP4511\*** (non-stock)

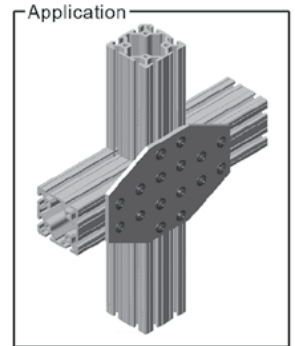
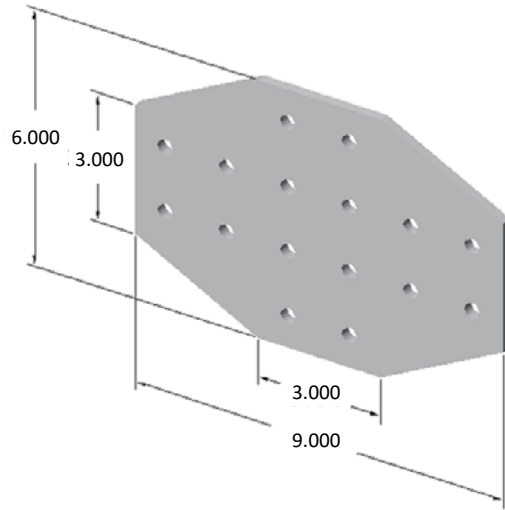
16 HOLE CROSS JOINING PLATE



Use 15FA3502 for FAST assembly



Use 15FA3520 for FASTER assembly



Part weight: 1.065 lbs

**RECOMMENDED HARDWARE**

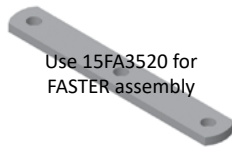
QTY	DESCRIPTION	PART NO.
16	5/16-18 x 5/8 FBHSCS	13FA3331
16	5/16-18 ECONOMY T-NUT	15FA3501

**15JP4512\*** (non-stock)


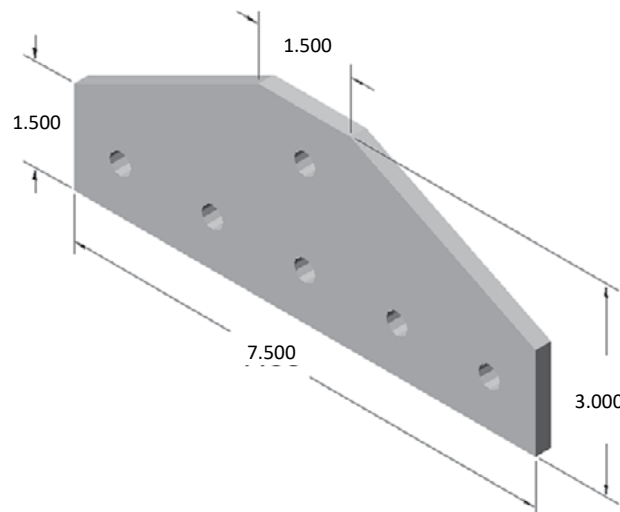
6 HOLE TEE JOINING PLATE



Use 15FA3502 for FAST assembly



Use 15FA3520 for FASTER assembly



Part weight: .415 lbs

**RECOMMENDED HARDWARE**

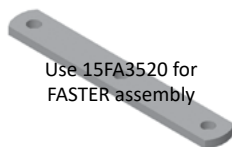
QTY	DESCRIPTION	PART NO.
6	5/16-18 x 5/8 FBHSCS	13FA3331
6	5/16-18 ECONOMY T-NUT	15FA3501

**15JP4513\*** (non-stock)


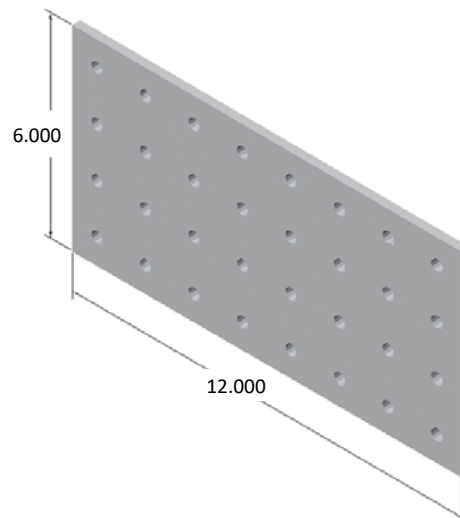
32 HOLE JOINING PLATE



Use 15FA3502 for FAST assembly



Use 15FA3520 for FASTER assembly



Part weight: 1.650 lbs


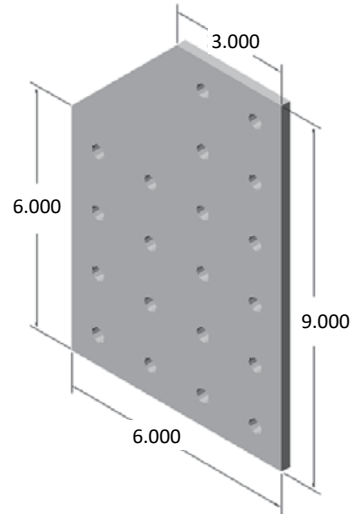
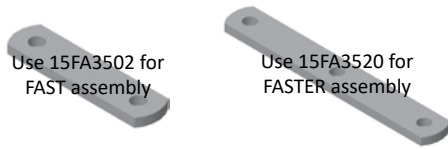
**RECOMMENDED HARDWARE**

QTY	DESCRIPTION	PART NO.
32	5/16-18 x 5/8 FBHSCS	13FA3331
32	5/16-18 ECONOMY T-NUT	15FA3501

# 15 SERIES BRACKETS

## 15JP4514\* (non-stock)

20 HOLE 90° JOINING PLATE

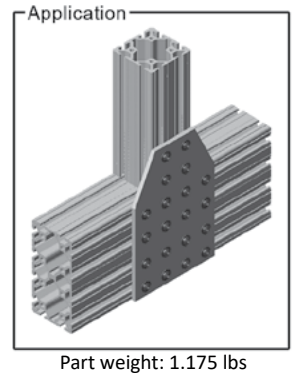
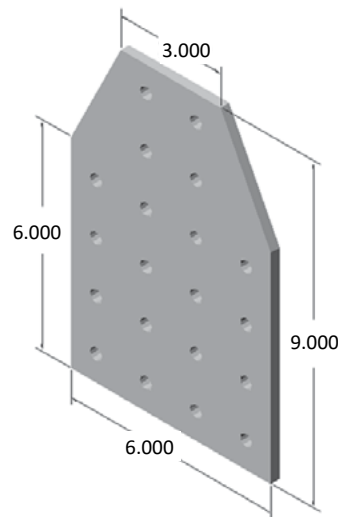
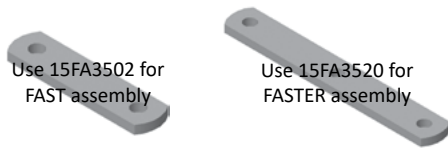


### RECOMMENDED HARDWARE

QTY	DESCRIPTION	PART NO.
20	5/16-18 x 5/8 FBHSCS	13FA3331
20	5/16-18 ECONOMY T-NUT	15FA3501

## 15JP4515\* (non-stock)

20 HOLE TEE JOINING PLATE


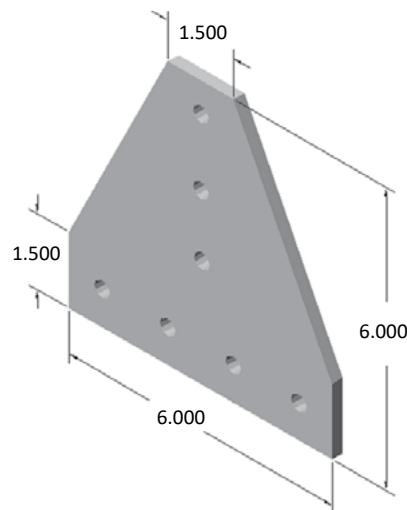
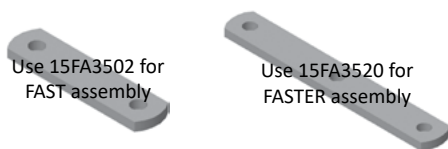


### RECOMMENDED HARDWARE

QTY	DESCRIPTION	PART NO.
20	5/16-18 x 5/8 FBHSCS	13FA3331
20	5/16-18 ECONOMY T-NUT	15FA3501

## 15JP4516\* (non-stock)

7 HOLE TEE JOINING PLATE



### RECOMMENDED HARDWARE


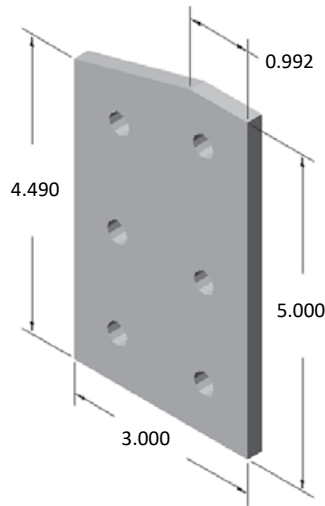
QTY	DESCRIPTION	PART NO.
7	5/16-18 x 5/8 FBHSCS	13FA3331
7	5/16-18 ECONOMY T-NUT	15FA3501

**15JP4517\*** (non-stock)

6 HOLE 15° JOINING PLATE



Use 15FA3502 for FAST assembly



Part weight: .335 lbs

**RECOMMENDED HARDWARE**


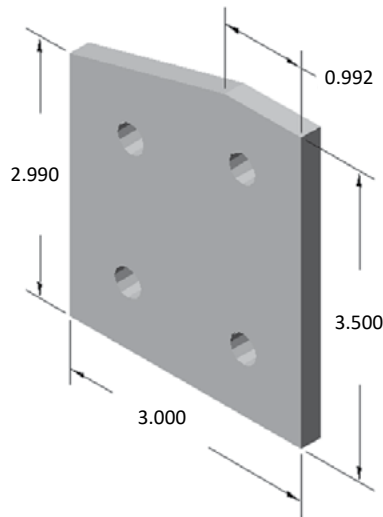
QTY	DESCRIPTION	PART NO.
6	5/16-18 x 5/8 FBHSCS	13FA3331
6	5/16-18 ECONOMY T-NUT	15FA3501

**15JP4518\*** (non-stock)

4 HOLE 15° JOINING PLATE



Use 15FA3502 for FAST assembly



Part weight: .230 lbs

**RECOMMENDED HARDWARE**

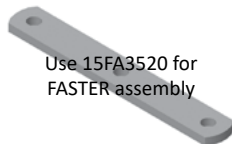
QTY	DESCRIPTION	PART NO.
4	5/16-18 x 5/8 FBHSCS	13FA3331
4	5/16-18 ECONOMY T-NUT	15FA3501

**15JP4519\*** (non-stock)


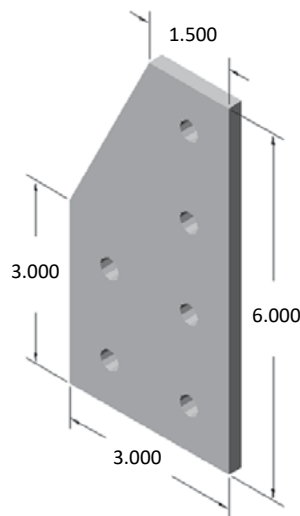
6 HOLE 90° JOINING PLATE



Use 15FA3502 for FAST assembly



Use 15FA3520 for FASTER assembly



Part weight: .370 lbs

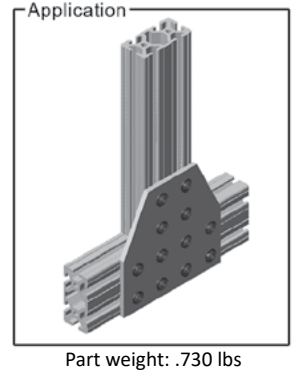
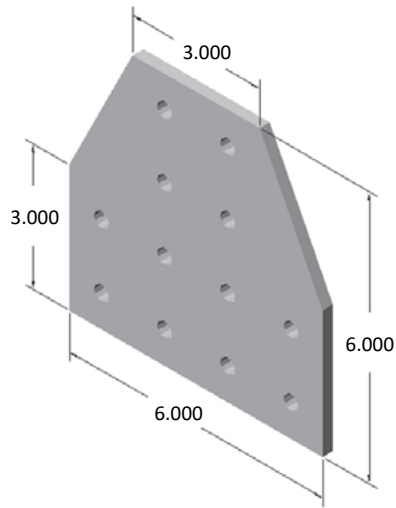
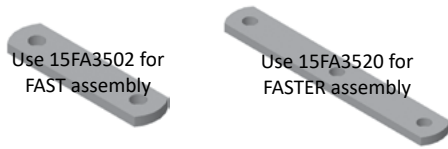
**RECOMMENDED HARDWARE**

QTY	DESCRIPTION	PART NO.
6	5/16-18 x 5/8 FBHSCS	13FA3331
6	5/16-18 ECONOMY T-NUT	15FA3501

# 15 SERIES BRACKETS

## 15JP4520

12 HOLE TEE JOINING PLATE


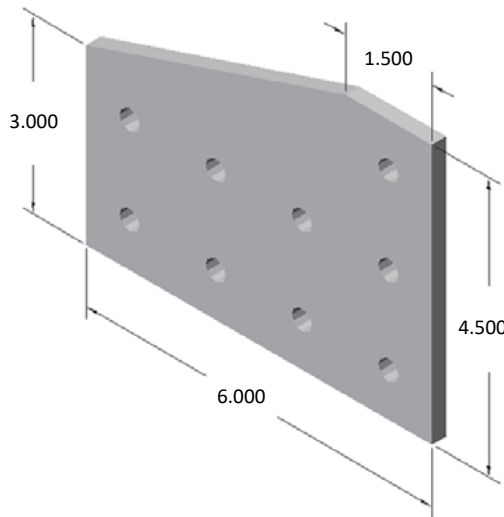
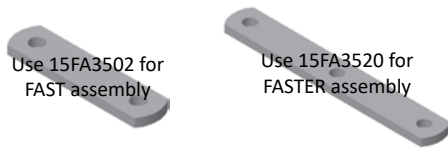


### RECOMMENDED HARDWARE

QTY	DESCRIPTION	PART NO.
12	5/16-18 x 5/8 FBHSCS	13FA3331
12	5/16-18 ECONOMY T-NUT	15FA3501

## 15JP4521\* (non-stock)

9 HOLE 90° JOINING PLATE

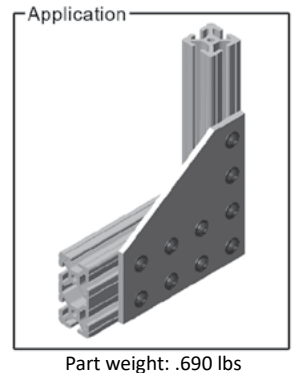
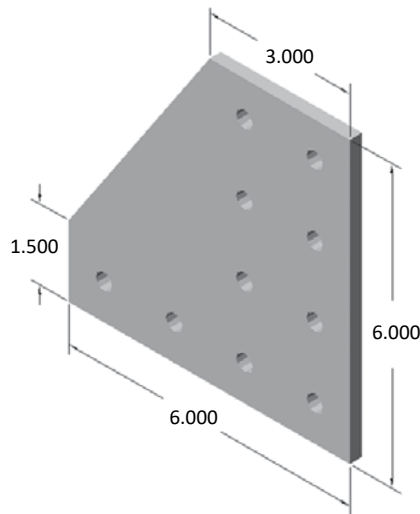
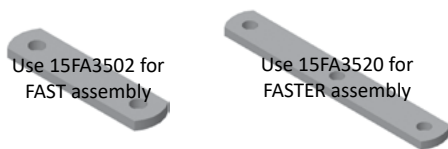


### RECOMMENDED HARDWARE

QTY	DESCRIPTION	PART NO.
9	5/16-18 x 5/8 FBHSCS	13FA3331
9	5/16-18 ECONOMY T-NUT	15FA3501

## 15JP4522\* (non-stock)

10 HOLE 90° JOINING PLATE


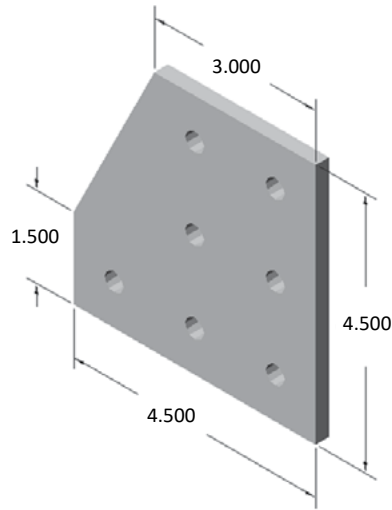
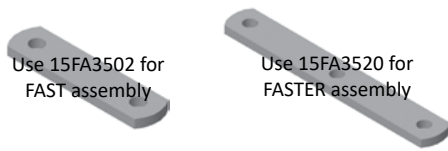


### RECOMMENDED HARDWARE

QTY	DESCRIPTION	PART NO.
10	5/16-18 x 5/8 FBHSCS	13FA3331
10	5/16-18 ECONOMY T-NUT	15FA3501

**15JP4523\*** (non-stock)

7 HOLE 90° JOINING PLATE




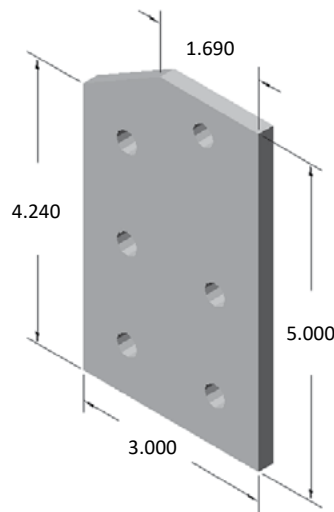
Part weight: .415 lbs

**RECOMMENDED HARDWARE**

QTY	DESCRIPTION	PART NO.
7	5/16-18 x 5/8 FBHSCS	13FA3331
7	5/16-18 ECONOMY T-NUT	15FA3501

**15JP4524\*** (non-stock)

6 HOLE 30° JOINING PLATE



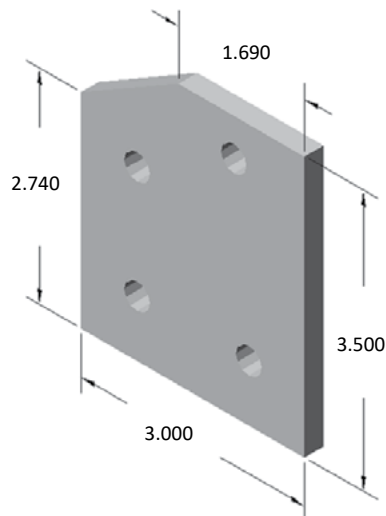
Part weight: .335 lbs

**RECOMMENDED HARDWARE**

QTY	DESCRIPTION	PART NO.
6	5/16-18 x 5/8 FBHSCS	13FA3331
6	5/16-18 ECONOMY T-NUT	15FA3501

**15JP4525\*** (non-stock)

4 HOLE 30° JOINING PLATE



Part weight: .230 lbs

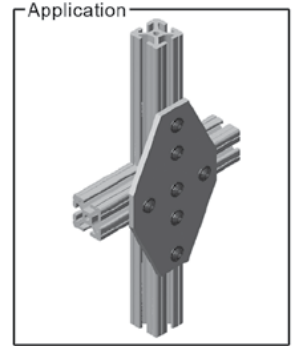
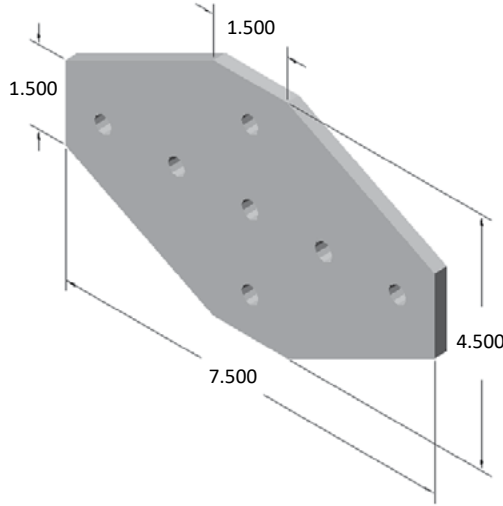
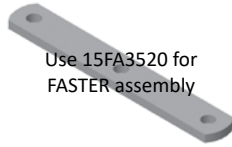
**RECOMMENDED HARDWARE**

QTY	DESCRIPTION	PART NO.
4	5/16-18 x 5/8 FBHSCS	13FA3331
4	5/16-18 ECONOMY T-NUT	15FA3501

# 15 SERIES BRACKETS

## 15JP4526\* (non-stock)

7 HOLE CROSS JOINING PLATE




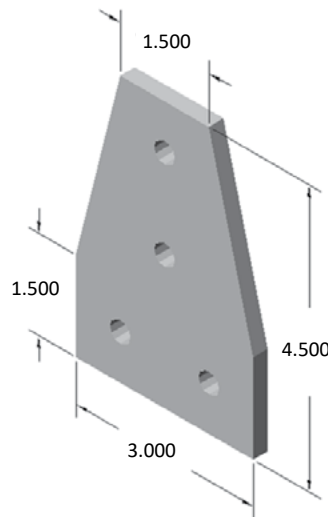
Part weight: .580 lbs

### RECOMMENDED HARDWARE

QTY	DESCRIPTION	PART NO.
7	5/16-18 x 5/8 FBHSCS	13FA3331
7	5/16-18 ECONOMY T-NUT	15FA3501

## 15JP4527

4 HOLE TEE JOINING PLATE




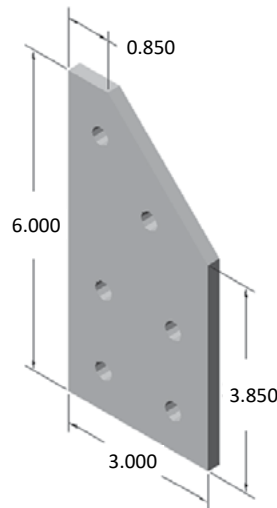
Part weight: .260 lbs

### RECOMMENDED HARDWARE

QTY	DESCRIPTION	PART NO.
4	5/16-18 x 5/8 FBHSCS	13FA3331
4	5/16-18 ECONOMY T-NUT	15FA3501

## 15JP4528\* (non-stock)

6 HOLE 45° JOINING PLATE



Part weight: .365 lbs

### RECOMMENDED HARDWARE


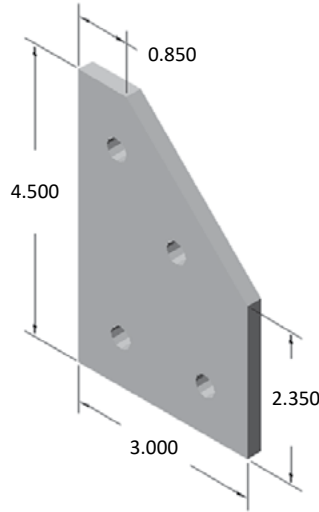
QTY	DESCRIPTION	PART NO.
6	5/16-18 x 5/8 FBHSCS	13FA3331
6	5/16-18 ECONOMY T-NUT	15FA3501

**15JP4529\*** (non-stock)

4 HOLE 45° JOINING PLATE



Use 15FA3502 for FAST assembly



Part weight: .260 lbs

**RECOMMENDED HARDWARE**

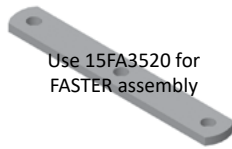
QTY	DESCRIPTION	PART NO.
4	5/16-18 x 5/8 FBHSCS	13FA3331
4	5/16-18 ECONOMY T-NUT	15FA3501

**15JP4530\*** (non-stock)


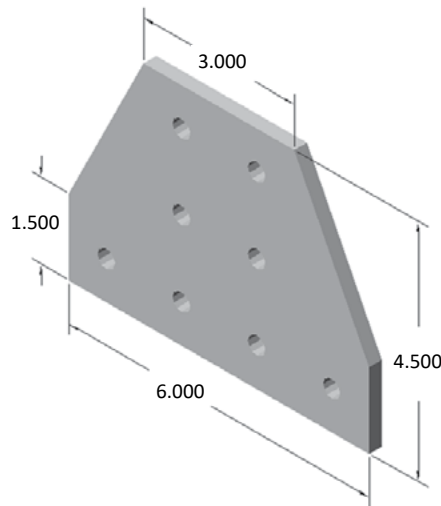
8 HOLE TEE JOINING PLATE



Use 15FA3502 for FAST assembly



Use 15FA3520 for FASTER assembly



Part weight: .525 lbs

**RECOMMENDED HARDWARE**

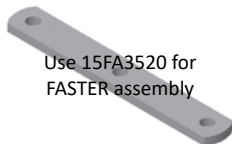
QTY	DESCRIPTION	PART NO.
8	5/16-18 x 5/8 FBHSCS	13FA3331
8	5/16-18 ECONOMY T-NUT	15FA3501

**15JP4531\*** (non-stock)

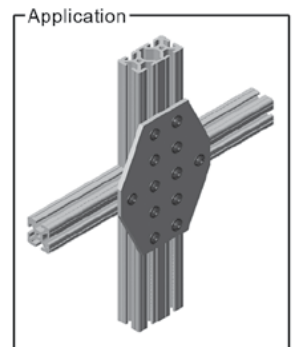
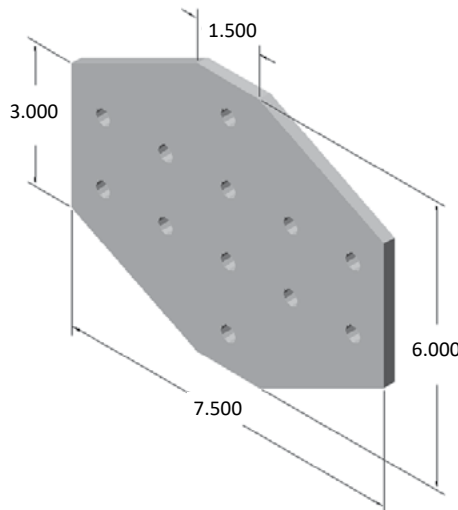
12 HOLE CROSS JOINING PLATE



Use 15FA3502 for FAST assembly



Use 15FA3520 for FASTER assembly



Part weight: .850 lbs

**RECOMMENDED HARDWARE**

QTY	DESCRIPTION	PART NO.
12	5/16-18 x 5/8 FBHSCS	13FA3331
12	5/16-18 ECONOMY T-NUT	15FA3501


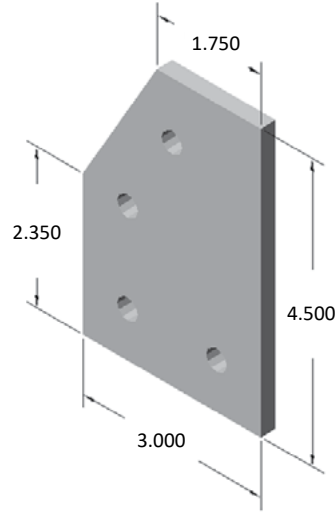
# 15 SERIES BRACKETS

## 15JP4532\* (non-stock)

4 HOLE 60° JOINING PLATE



Use 15FA3502 for FAST assembly



Part weight: .280 lbs

### RECOMMENDED HARDWARE


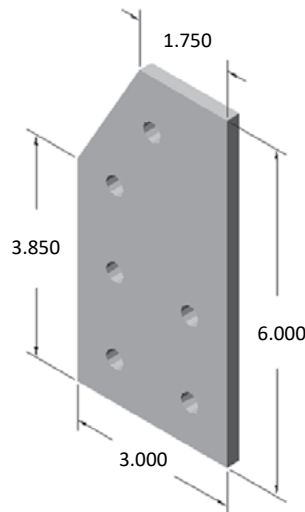
QTY	DESCRIPTION	PART NO.
4	5/16-18 x 5/8 FBHSCS	13FA3331
4	5/16-18 ECONOMY T-NUT	15FA3501

## 15JP4533\* (non-stock)

6 HOLE 60° JOINING PLATE



Use 15FA3502 for FAST assembly



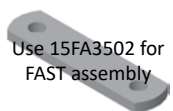
Part weight: .395 lbs

### RECOMMENDED HARDWARE

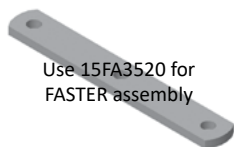
QTY	DESCRIPTION	PART NO.
6	5/16-18 x 5/8 FBHSCS	13FA3331
6	5/16-18 ECONOMY T-NUT	15FA3501

## 15JP4534


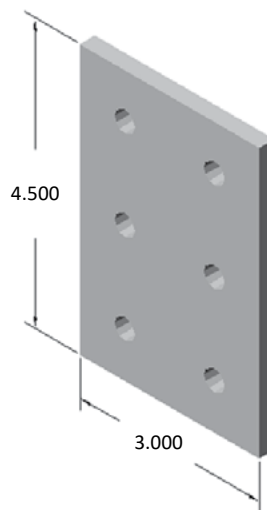
6 HOLE JOINING PLATE



Use 15FA3502 for FAST assembly



Use 15FA3520 for FASTER assembly




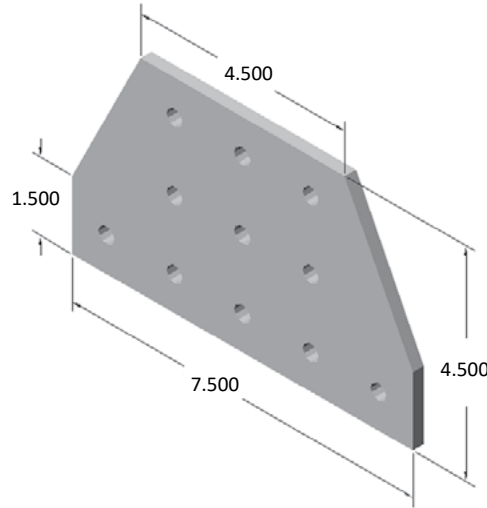
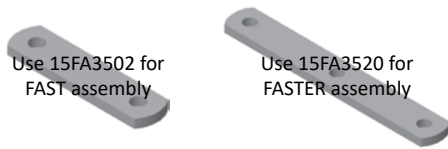
Part weight: .310 lbs

### RECOMMENDED HARDWARE

QTY	DESCRIPTION	PART NO.
6	5/16-18 x 5/8 FBHSCS	13FA3331
6	5/16-18 ECONOMY T-NUT	15FA3501

**15JP4535\*** (non-stock)

11 HOLE TEE JOINING PLATE




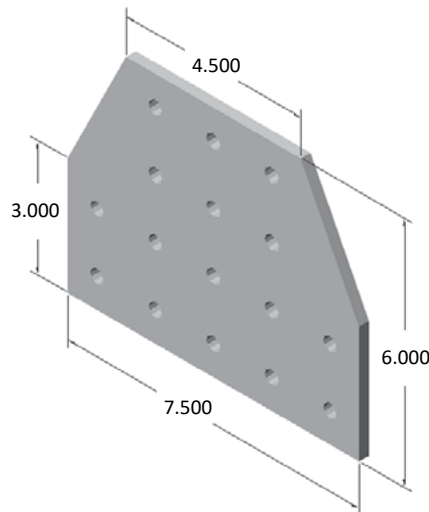
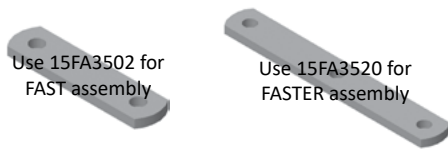
Part weight: .680 lbs

**RECOMMENDED HARDWARE**

QTY	DESCRIPTION	PART NO.
11	5/16-18 x 5/8 FBHSCS	13FA3331
11	5/16-18 ECONOMY T-NUT	15FA3501

**15JP4536\*** (non-stock)

16 HOLE TEE JOINING PLATE



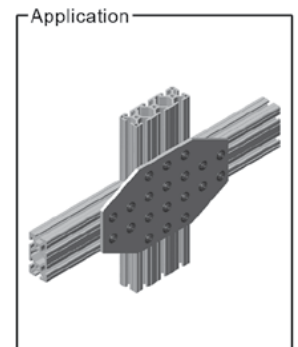
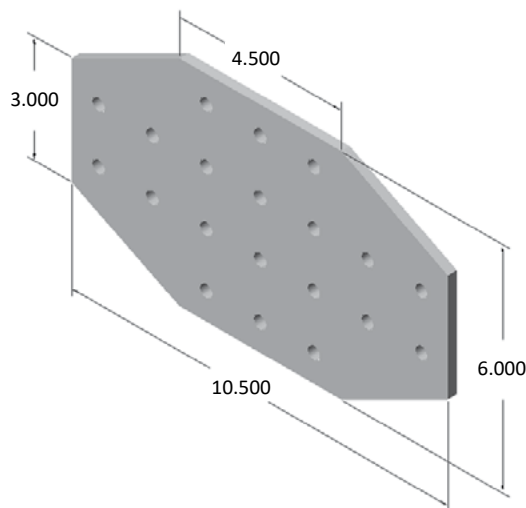
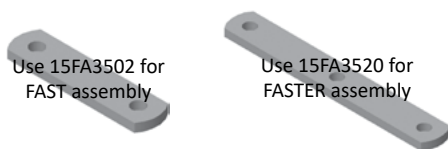
Part weight: .995 lbs

**RECOMMENDED HARDWARE**

QTY	DESCRIPTION	PART NO.
16	5/16-18 x 5/8 FBHSCS	13FA3331
16	5/16-18 ECONOMY T-NUT	15FA3501

**15JP4537\*** (non-stock)

20 HOLE CROSS JOINING PLATE



Part weight: 1.290 lbs

**RECOMMENDED HARDWARE**

QTY	DESCRIPTION	PART NO.
20	5/16-18 x 5/8 FBHSCS	13FA3331
20	5/16-18 ECONOMY T-NUT	15FA3501


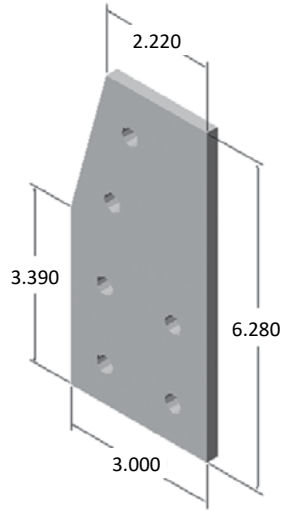
# 15 SERIES BRACKETS

## 15JP4538\* (non-stock)

6 HOLE 75° JOINING PLATE



Use 15FA3502 for FAST assembly



Part weight: .400 lbs

### RECOMMENDED HARDWARE

QTY	DESCRIPTION	PART NO.
6	5/16-18 x 5/8 FBHSCS	13FA3331
6	5/16-18 ECONOMY T-NUT	15FA3501

45° SUPPORTS

Hardware Included

45° Supports provide strong connections for heavy duty projects where high weight loads may exist. You can also reinforce existing connections with 45° supports to ensure maximum handling capacity.

- Hardware included - screws, washers and t-nuts
- Choose from a variety of lengths or customize to fit your needs (see below)
- Available in both EX and QE (smooth) profiles



Standard Supports - EX Profiles

Part No.	Extrusion Type	Length
15SP1850	15EX1515	6.00"
15SP1851	15EX1515	12.00"
15SP1852	15EX1515	18.00"
15SP1853	15EX1515	24.00"
15SP1854	15EX1515L	6.00"
15SP1855	15EX1515L	12.00"
15SP1856	15EX1515L	18.00"
15SP1857	15EX1515L	24.00"
15SP1860	15EX1530	6.00"
15SP1861	15EX1530	12.00"
15SP1862	15EX1530	18.00"
15SP1863	15EX1530	24.00"
15SP1865	15EX1530L	6.00"
15SP1866	15EX1530L	12.00"
15SP1867	15EX1530L	18.00"
15SP1868	15EX1530L	24.00"


Standard Supports - QE Profiles

Part No.	Extrusion Type	Length
15SP1870	15QE1515	6.00"
15SP1871	15QE1515	12.00"
15SP1872	15QE1515	18.00"
15SP1873	15QE1515	24.00"
15SP1874	15QE1515L	6.00"
15SP1875	15QE1515L	12.00"
15SP1876	15QE1515L	18.00"
15SP1877	15QE1515L	24.00"
15SP1878	15QE1530	6.00"
15SP1879	15QE1530	12.00"
15SP1880	15QE1530	18.00"
15SP1881	15QE1530	24.00"
15SP1885	10QE1530L	6.00"
15SP1882	15QE1530L	12.00"
15SP1883	15QE1530L	18.00"
15SP1884	15QE1530L	24.00"

Lengths are determined by the distance between the outermost edges.

Miter Cut Service

- Service is per end
- When ordering extrusions with miter cuts, please submit a drawing for quick, accurate processing.



Service No.	Description
15MA9065	Miter cut for 1.5" x 1.5" extrusions
15MA9066	Miter cut for 1.5" x 3.0" extrusions
15MA9063	Miter cut for 1.5" x 4.5" extrusions
15MA9067	Miter cut for 3.0" x 3.0" extrusions

Ordering your custom length supports is easy! All 15 Series extrusions can be cut from 30° to 90°.

Miter Cut Service - With Counterbores

- Service is per end
- Maximum length = 48.0"
- When ordering extrusions with miter cuts, please submit a drawing to ensure quick, accurate processing.



Service No.	Description
15MA9068	Miter cut/c-bore for 1.5" x 1.5" extrusions
15MA9069	Miter cut/c-bore for 1.5" x 3.0" extrusions
15MA9069	Miter cut/c-bore for 3.0" x 3.0" extrusions
15MA9062	Miter cut/c-bore for 1.5" x 4.5" extrusions
45MA9068	Miter cut/c-bore for 45MM X 45MM extrusion

All 15 Series extrusions can be cut with counterbores from 40° to 50°.



# SECTION 5


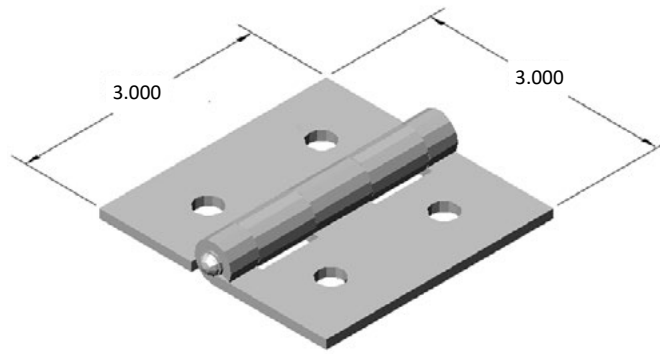
## 15 SERIES HINGES



## 15 SERIES HINGES

### 15HI8514

ALUMINUM BUTT HINGE



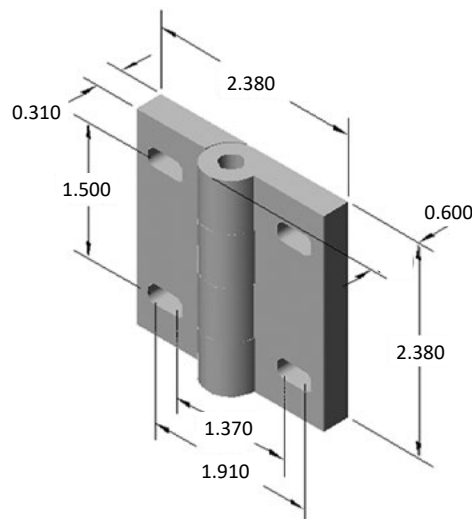
- 75 lb. load capacity per hinge
- Clear anodized aluminum hinge with aluminum pin

#### RECOMMENDED HARDWARE

QTY	DESCRIPTION	PART NO.
4	5/16-18 x 1/2 FBHSCS	13FA3330
2	5/16-18 DOUBLE T-NUT	15FA3502

### 15HI8518

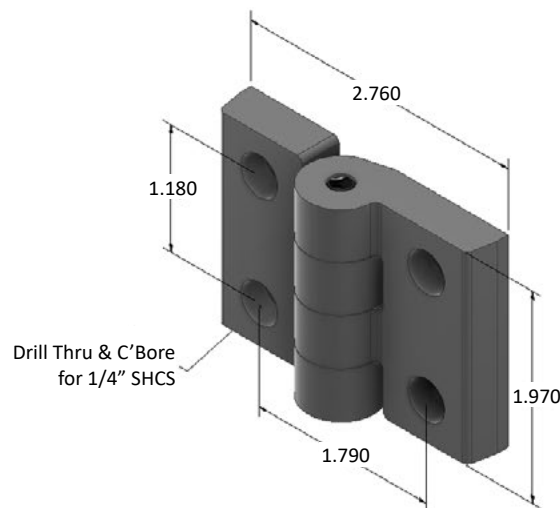
HEAVY DUTY STEEL DOOR HINGE



- Hardware included for mounting
- 125 lb load capacity per hinge
- Black finish

### 15HI8527\* (non-stock)


HEAVY DUTY PLASTIC HINGE

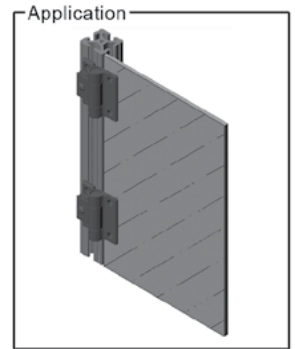
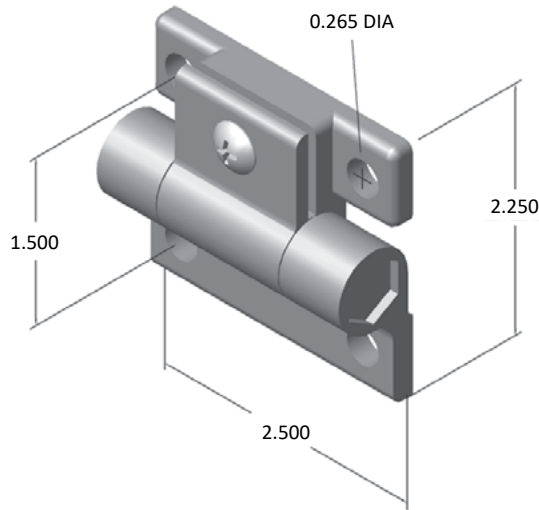


- Hardware included for mounting
- Black technopolymer plastic construction

### 15HI8515

PLASTIC ADJUSTABLE HINGE


 Not to be used to hinge two extrusions together

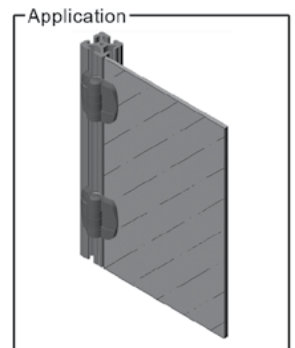
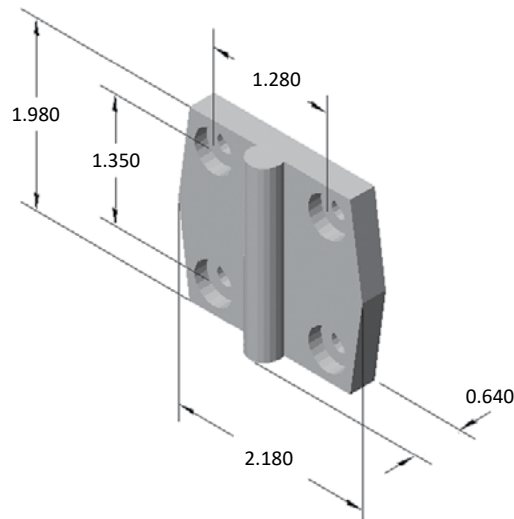


- Use to hang an unframed panel on extrusion frame
- Hardware included for mounting
- Black acetal plastic with polycarbonate pin

### 15HI8550\* (non-stock)

DOOR POSITIONING PLASTIC HINGE


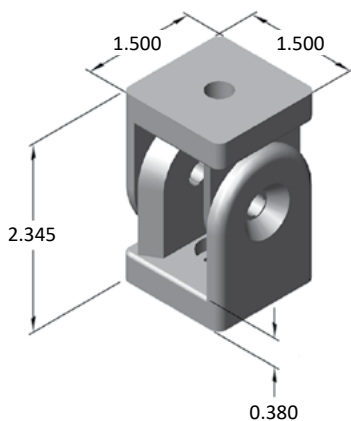
 Not to be used to hinge two extrusions together



- Use to hang an unframed panel on extrusion frame
- Holds door open/closed at 85°, 120°, 155°
- Hardware included for mounting
- Black plastic construction

### 15HI8712

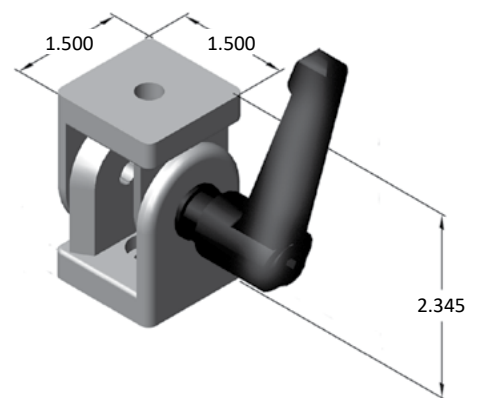
STEEL PIVOT HINGE



- Hardware included
- Heavy duty construction
- Adjustable from 0° to 180°

### 15HI8700


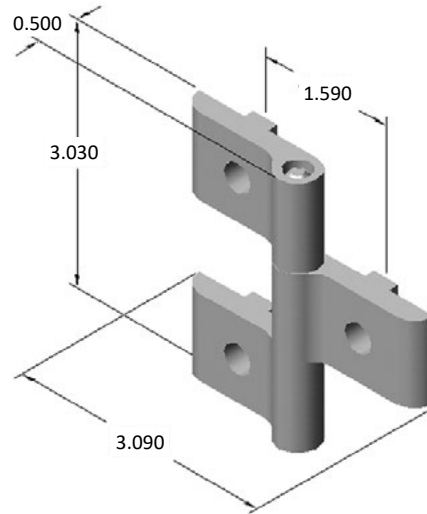
STEEL PIVOT HINGE W/ LOCK HANDLE



## 15 SERIES HINGES

### 15HI8755


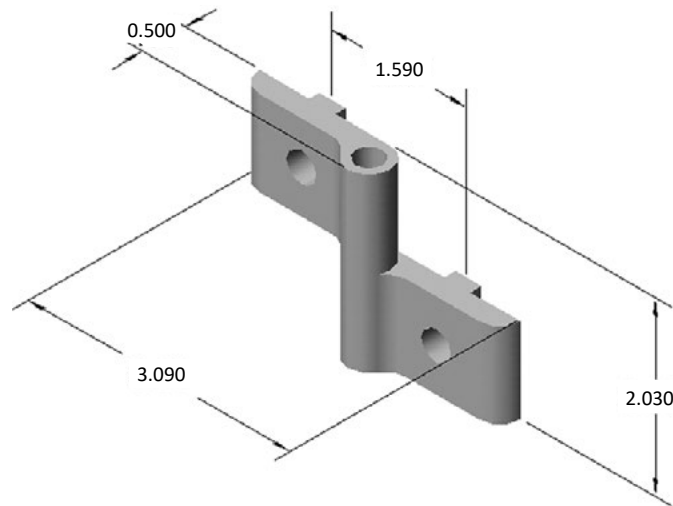
HEAVY DUTY HINGE - ALUMINUM



- For 15 Series extrusions
- Hardware included for mounting
- Aluminum hinge w/ clear anodize finish
- Steel pin w/ black oxide finish

### 15HI8756


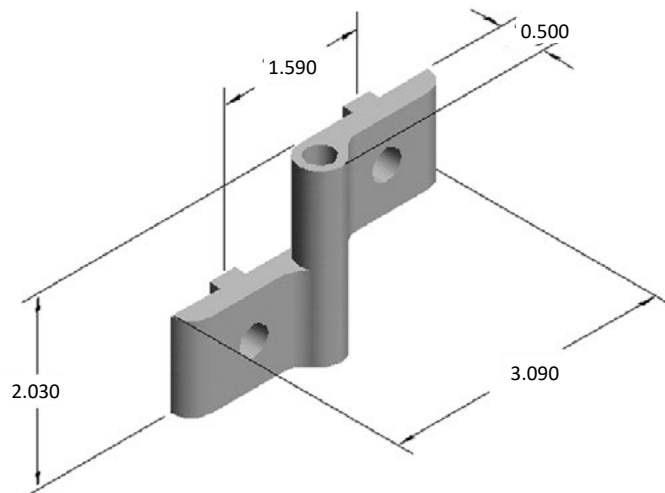
RIGHT LIFT-OFF HINGE - ALUMINUM



- For 15 Series extrusions
- Hardware included for mounting
- Aluminum hinge w/ clear anodize finish
- Steel pin w/ black oxide finish

### 15HI8757

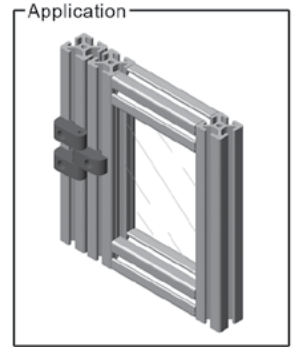
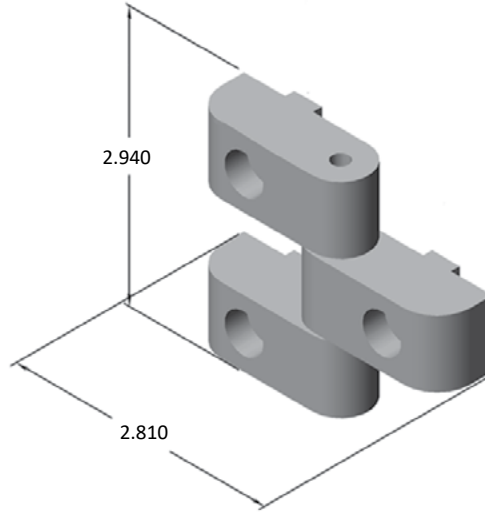
LEFT LIFT-OFF HINGE - ALUMINUM



- For 15 Series extrusions
- Hardware included for mounting
- Aluminum hinge w/ clear anodize finish
- Steel pin w/ black oxide finish

### 15HI8704


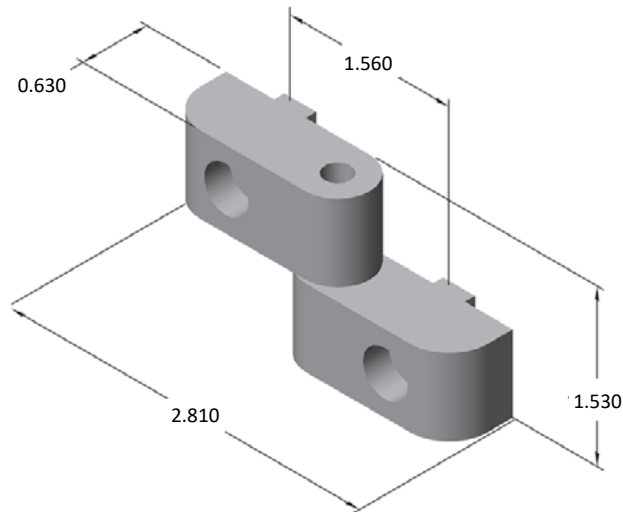
HEAVY DUTY HINGE - PLASTIC



- Hardware included for mounting
- High strength black nylon construction
- Self-lubricating bushings

### 15HI8726


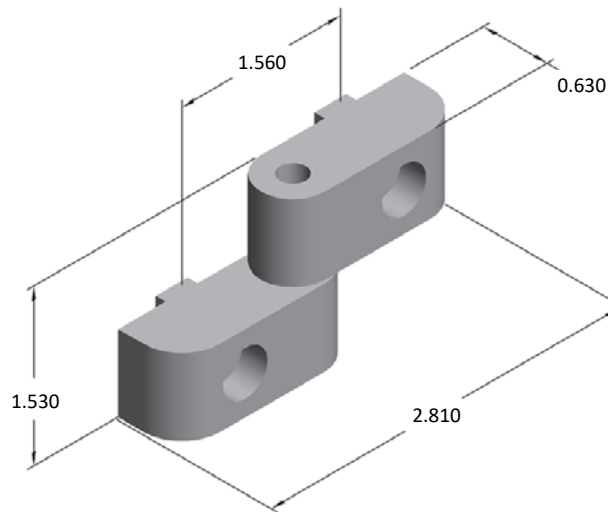
RIGHT LIFT-OFF HINGE - PLASTIC



- Hardware included for mounting
- High strength black nylon construction
- Self-lubricating bushings

### 15HI8725


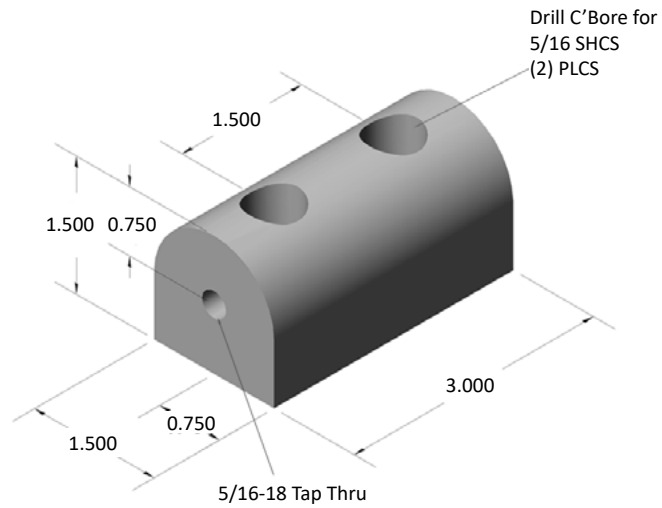
LEFT LIFT-OFF HINGE - PLASTIC



- Hardware included for mounting
- High strength black nylon construction
- Self-lubricating bushings

## 15HI8800


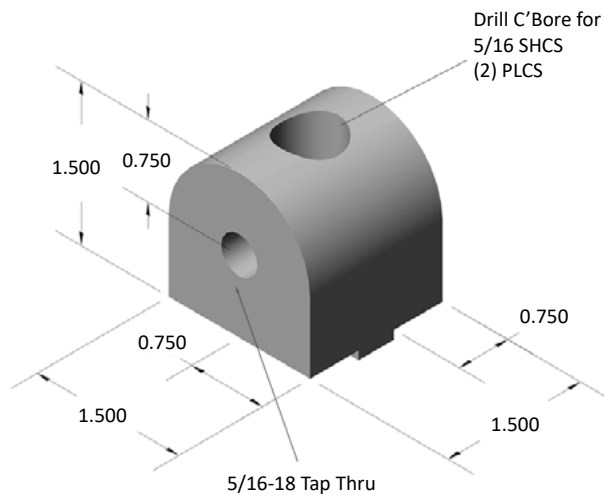
3" PIVOT NUB



- Hardware included
- See page 76 for complete assemblies

## 15HI8816

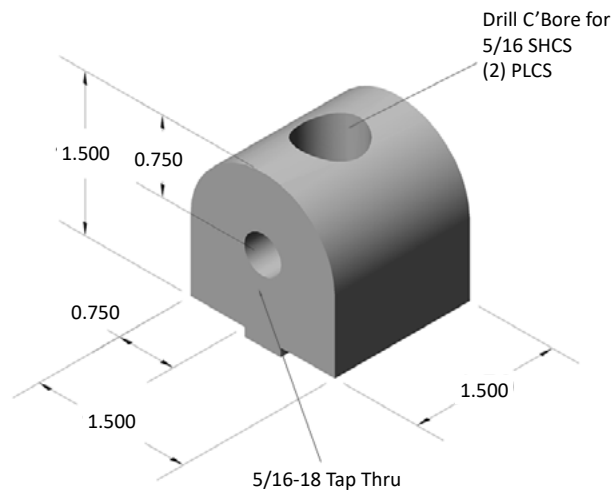
1.5" PIVOT NUB - 0°



- Hardware included
- See page 76 for complete assemblies

## 15HI8803

1.5" PIVOT NUB - 90°




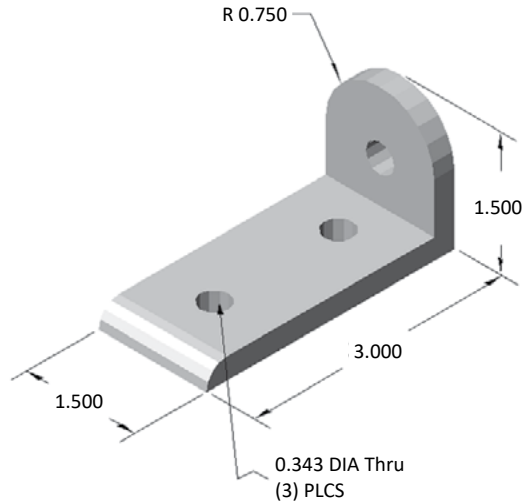
- Hardware included
- See page 76 for complete assemblies

### 15HI8805

1.5" L-PIVOT ARM



Use 15FA3502 for FAST assembly



#### RECOMMENDED HARDWARE

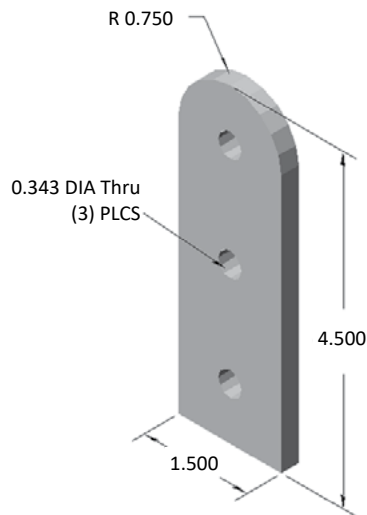
QTY	DESCRIPTION	PART NO.
3	5/16-18 x 5/8 FBHSCS	13FA3331
2	5/16-18 ECONOMY T-NUT	15FA3501

### 15HI8802

4.5" PIVOT ARM



Use 15FA3502 for FAST assembly

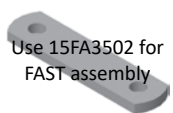


#### RECOMMENDED HARDWARE


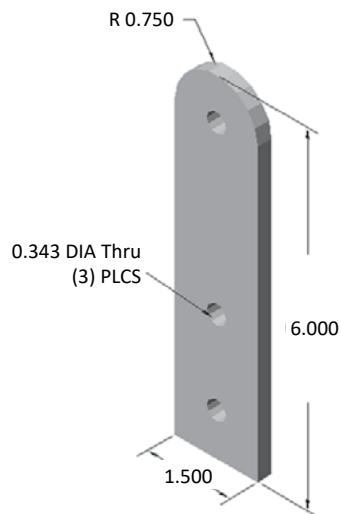
QTY	DESCRIPTION	PART NO.
3	5/16-18 x 5/8 FBHSCS	13FA3331
2	5/16-18 ECONOMY T-NUT	15FA3501

### 15HI8852

6.0" FIXED PIVOT ARM



Use 15FA3502 for FAST assembly




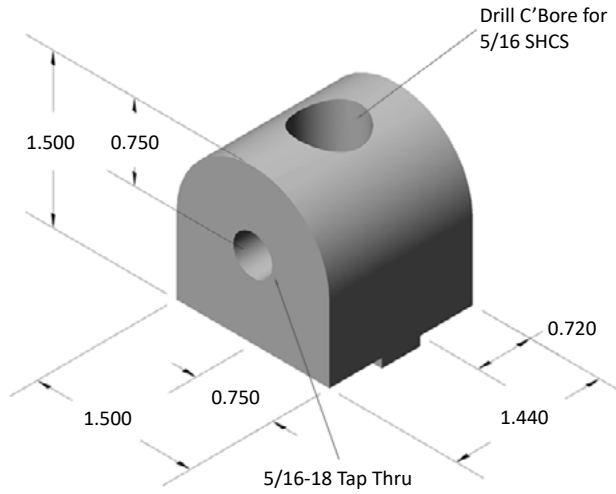
#### RECOMMENDED HARDWARE

QTY	DESCRIPTION	PART NO.
2	5/16-18 x 1/2 FBHSCS	13FA3330
1	5/16-18 DOUBLE T-NUT	15FA3502

**15HI8814**

1.5" LIVING PIVOT NUB - 0°

0° is defined as a pivot nub or pivot hinge, rotating parallel to the extrusion to which it is attached


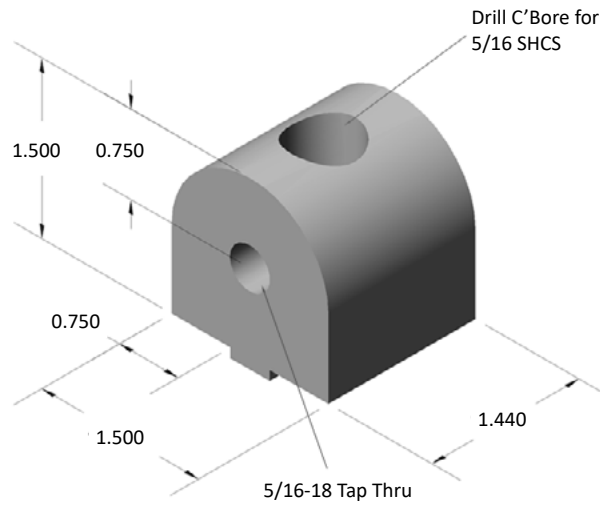


- Hardware included
- See page 75 for complete assemblies

**15HI8812**

1.5" LIVING PIVOT NUB - 90°

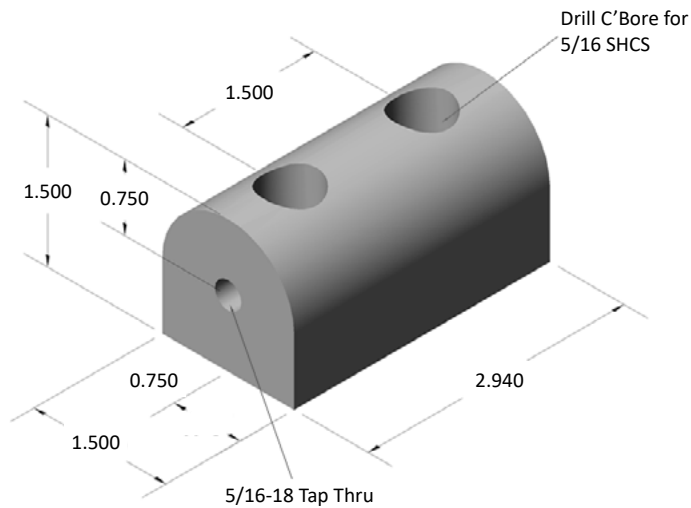
90° is defined as a pivot nub or pivot hinge, rotating perpendicular to the extrusion to which it is attached



- Hardware included
- See page 75 for complete assemblies

**15HI8806**

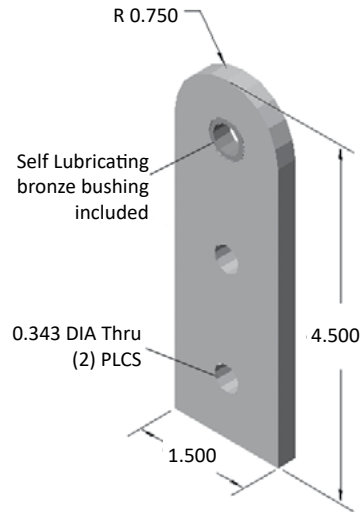
3" UNIVERSAL LIVING PIVOT NUB



- Hardware included
- See page 75 for complete assemblies

### 15HI8808

4.5" LIVING PIVOT ARM


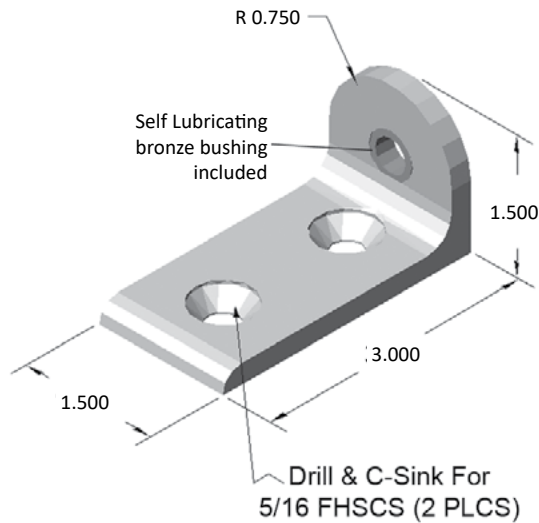


#### RECOMMENDED HARDWARE

QTY	DESCRIPTION	PART NO.
1	LIVING HINGE KIT	15HI8850
2	5/16-18 x 5/8 FBHSCS	13FA3331
2	5/16-18 ECONOMY T-NUT	15FA3501

### 15HI8810

1.5" LIVING L-PIVOT ARM

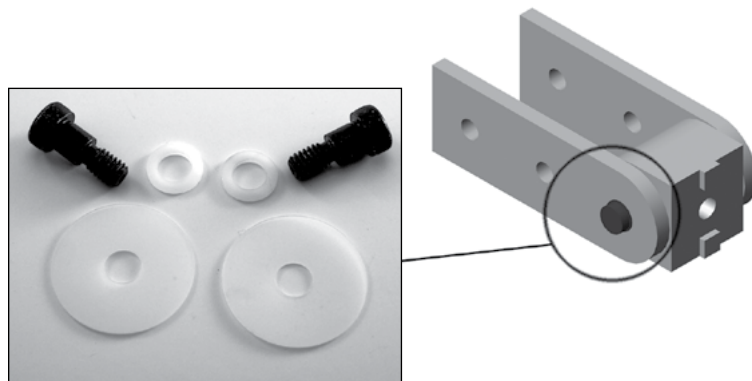


#### RECOMMENDED HARDWARE

QTY	DESCRIPTION	PART NO.
1	LIVING HINGE KIT	15HI8850
2	5/16-18 x 5/8 FHSCS	13FA3353
2	5/16-18 ECONOMY T-NUT	15FA3501

### 15HI8850

LIVING HINGE FASTENER KIT



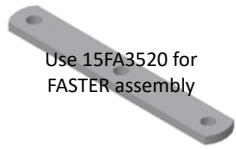
#### INCLUDED HARDWARE

QTY	DESCRIPTION	PART NO.
2	3/8 X .25 SHOULDER BOLT	13FA3715
2	1.5 X .031 NYLON WASHER	13FA3749
4	5/8 X .062 NYLON WASHER	13FA3747


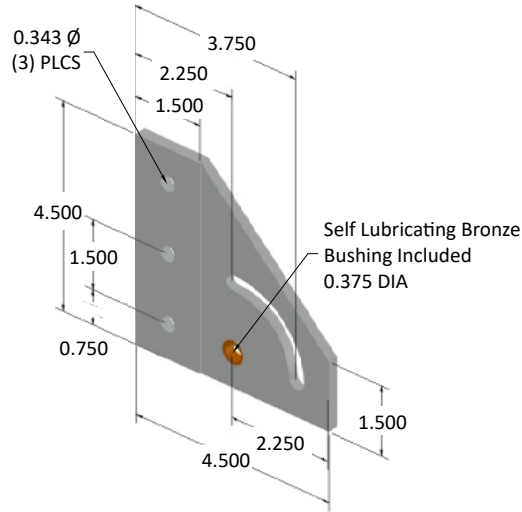
# 15 SERIES HINGES

## 15HI8860

90° LEFT-HAND PIVOT BRACKET



Use 15FA3520 for FASTER assembly

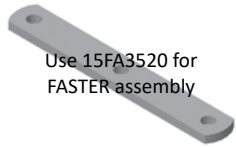


### RECOMMENDED HARDWARE


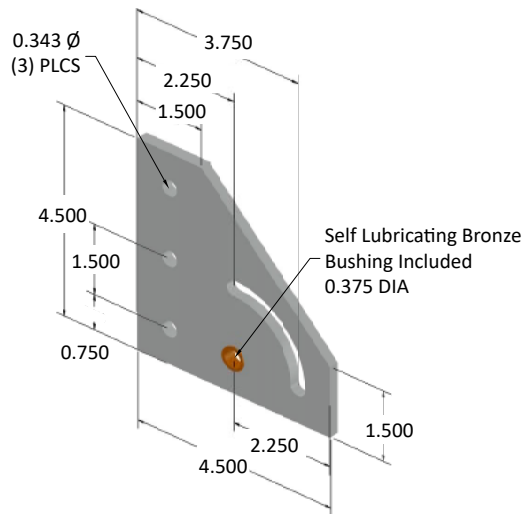
QTY	DESCRIPTION	PART NO.
1	LIVING HINGE KIT	15HI8887
3	5/16-18 x 5/8 FBHSCS	13FA3331
3	5/16-18 ECONOMY T-NUT	15FA3501

## 15HI8861

90° RIGHT-HAND PIVOT BRACKET



Use 15FA3520 for FASTER assembly

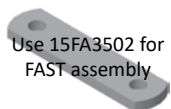


### RECOMMENDED HARDWARE


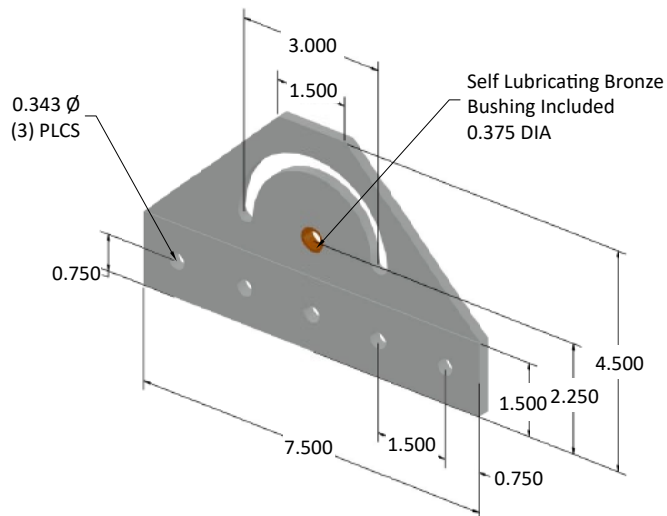
QTY	DESCRIPTION	PART NO.
1	LIVING HINGE KIT	15HI8887
3	5/16-18 x 5/8 FBHSCS	13FA3331
3	5/16-18 ECONOMY T-NUT	15FA3501

## 15HI8862

180° PIVOT BRACKET



Use 15FA3502 for FAST assembly



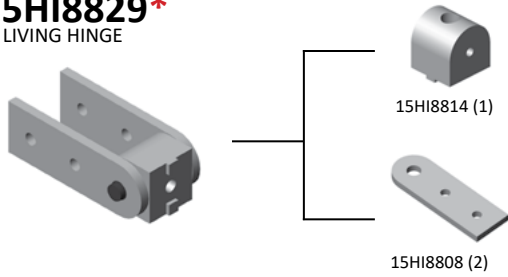
### RECOMMENDED HARDWARE

QTY	DESCRIPTION	PART NO.
1	LIVING HINGE KIT	15HI8887
5	5/16-18 x 5/8 FHSCS	13FA3353
5	5/16-18 ECONOMY T-NUT	15FA3501

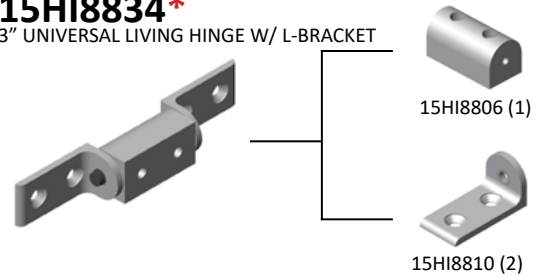
Living Pivot Hinge Assemblies

\*Non-stock items - Please call for availability


**15HI8829\***  
0° LIVING HINGE



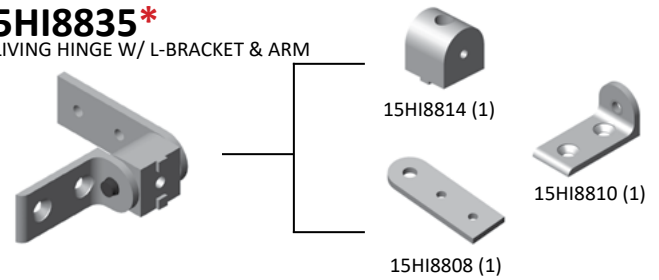
**15HI8834\***  
3" UNIVERSAL LIVING HINGE W/ L-BRACKET



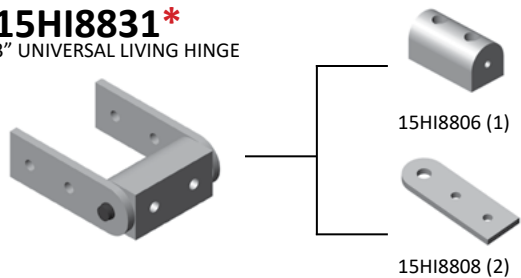
**15HI8830\***  
90° LIVING HINGE



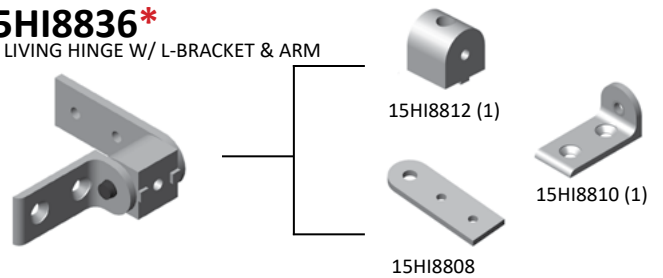
**15HI8835\***  
0° LIVING HINGE W/ L-BRACKET & ARM



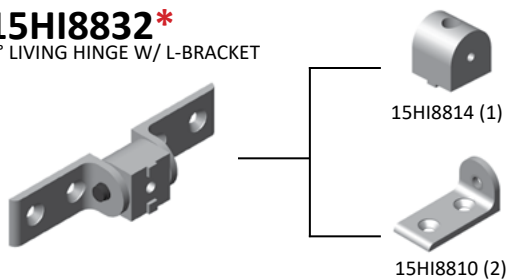
**15HI8831\***  
3" UNIVERSAL LIVING HINGE



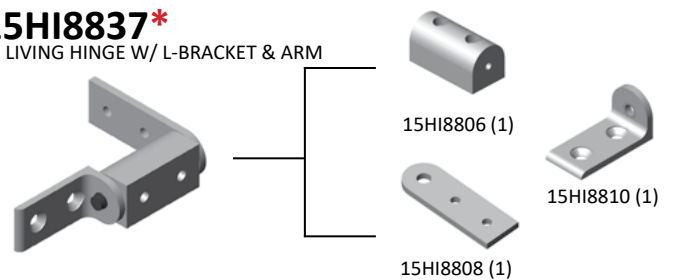
**15HI8836\***  
90° LIVING HINGE W/ L-BRACKET & ARM



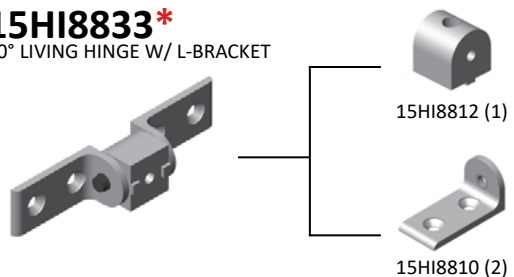
**15HI8832\***  
0° LIVING HINGE W/ L-BRACKET



**15HI8837\***  
3" LIVING HINGE W/ L-BRACKET & ARM



**15HI8833\***  
90° LIVING HINGE W/ L-BRACKET



• Hardware included for mounting pivot nub to extrusion and arms

RECOMMENDED HARDWARE FOR 4.5" ARMS

QTY	DESCRIPTION	PART NO.
2	5/16-18 x 5/8 FBHSCS	13FA3331
2	5/16-18 ECONOMY T-NUT	15FA3501



RECOMMENDED HARDWARE FOR L-BRACKETS

QTY	DESCRIPTION	PART NO.
2	5/16-18 x 5/8 FHSCS	13FA3353
2	5/16-18 ECONOMY T-NUT	15FA3501

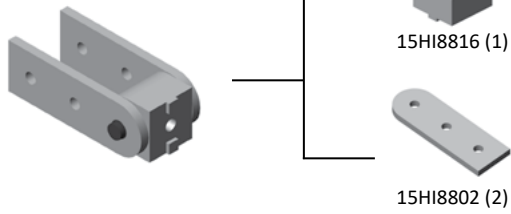
# 15 SERIES HINGES

## Pivot Hinge Assemblies

\*Non-stock items - Please call for availability

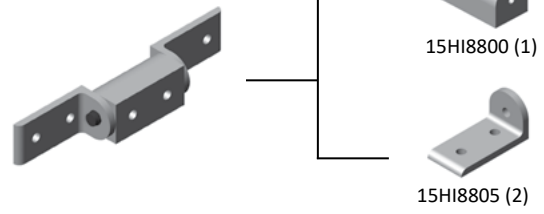
### 15HI8820\*

0° PIVOT HINGE



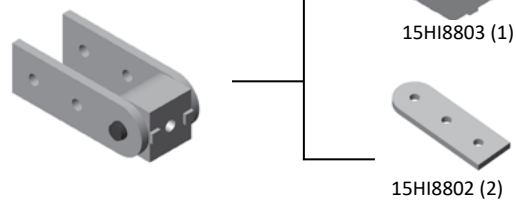
### 15HI8825\*

3" UNIVERSAL PIVOT HINGE W/ L-BRACKET



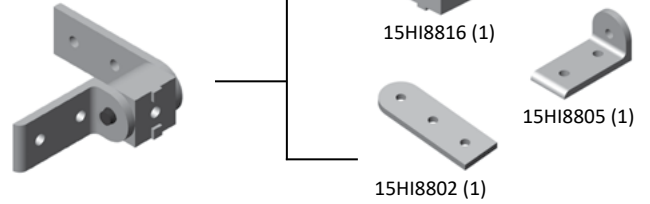
### 15HI8821\*

90° PIVOT HINGE



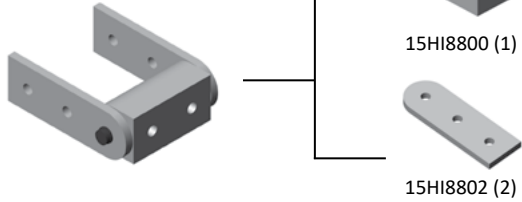
### 15HI8826\*

0° PIVOT HINGE W/ L-BRACKET & ARM



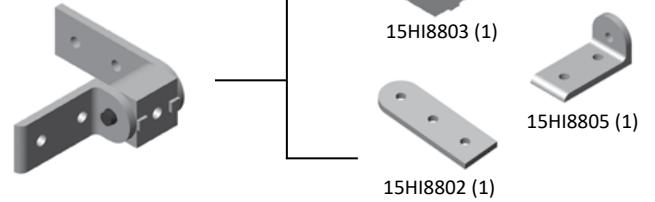
### 15HI8822\*

3" UNIVERSAL PIVOT HINGE



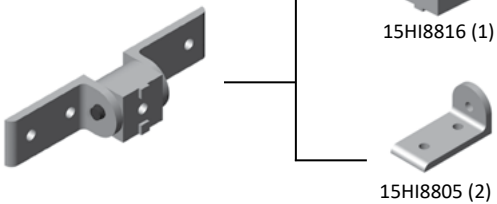
### 15HI8827\*

90° PIVOT HINGE W/ L-BRACKET & ARM



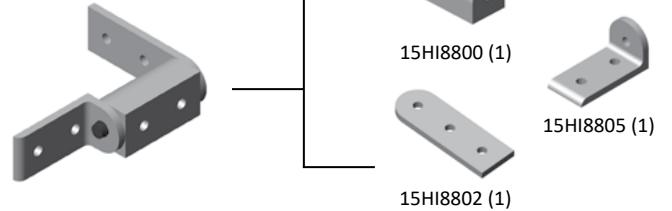
### 15HI8823\*

0° PIVOT HINGE W/ L-BRACKET



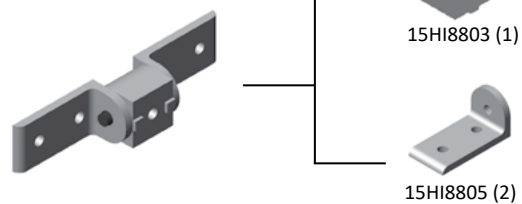
### 15HI8828\*

3" PIVOT HINGE W/ L-BRACKET & ARM



### 15HI8824\*

90° PIVOT HINGE W/ L-BRACKET



• Hardware included for mounting pivot nub to extrusion and arms

#### RECOMMENDED HARDWARE FOR 4.5" ARMS

QTY	DESCRIPTION	PART NO.
2	5/16-18 x 5/8 FBHSCS	13FA3331
2	5/16-18 ECONOMY T-NUT	15FA3501



#### RECOMMENDED HARDWARE FOR L-BRACKETS

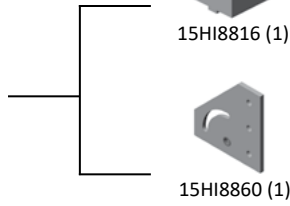
QTY	DESCRIPTION	PART NO.
2	5/16-18 x 5/8 FHSCS	13FA3331
2	5/16-18 ECONOMY T-NUT	15FA3501

Living Pivot Hinge Assemblies

\*Non-stock items - Please call for availability

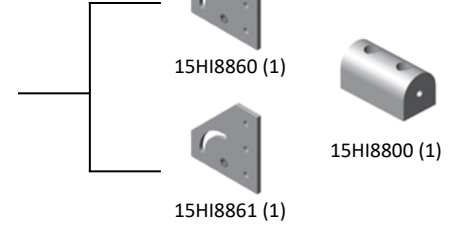
**15HI8863\***

1.5" LEFT-HAND 90° PIVOT HINGE WITH HANDLE



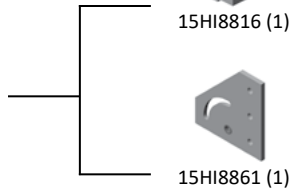
**15HI8873\***

3.0" 90° PIVOT HINGE WITH HANDLE



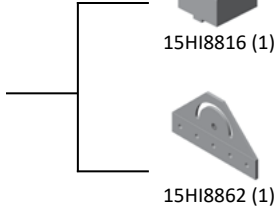
**15HI8865\***

1.5" RIGHT-HAND 90° PIVOT HINGE WITH HANDLE



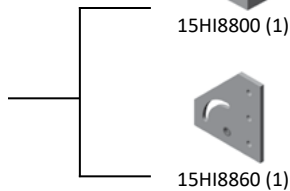
**15HI8879\***

1.5" 180° PIVOT HINGE WITH HANDLE



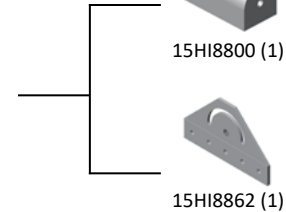

**15HI8867\***

3.0" LEFT-HAND 90° PIVOT HINGE WITH HANDLE



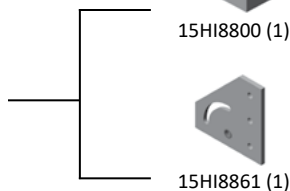
**15HI8881\***

3.0" 180° PIVOT HINGE WITH HANDLE



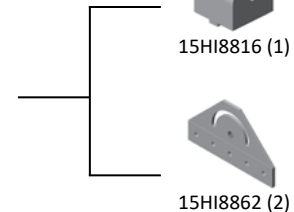
**15HI8869\***

3.0" RIGHT-HAND 90° PIVOT HINGE WITH HANDLE



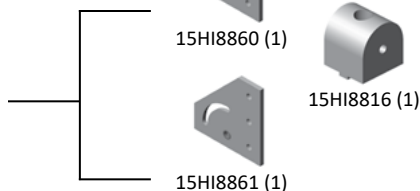
**15HI8883\***

1.5" 180° PIVOT HINGE WITH HANDLE



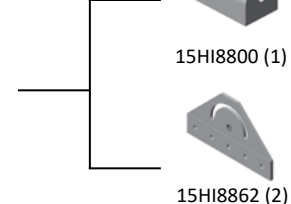
**15HI8871\***

1.5" 90° PIVOT HINGE WITH HANDLE



**15HI8885\***

3.0" 180° PIVOT HINGE WITH HANDLE



• Hardware included for mounting pivot nub to extrusion and arms


RECOMMENDED HARDWARE

DESCRIPTION	PART NO.	Qty 15HI8863-15HI8869	Qty 15HI8871-15HI8873	Qty 15HI8879-15HI8881	Qty 15HI8883-15HI8885
5/16-18 x 5/8 FBHSCS	13FA3331	3	6	5	10
5/16-18 ECONOMY T-NUT	15FA3501	3	6	5	10



# SECTION 6

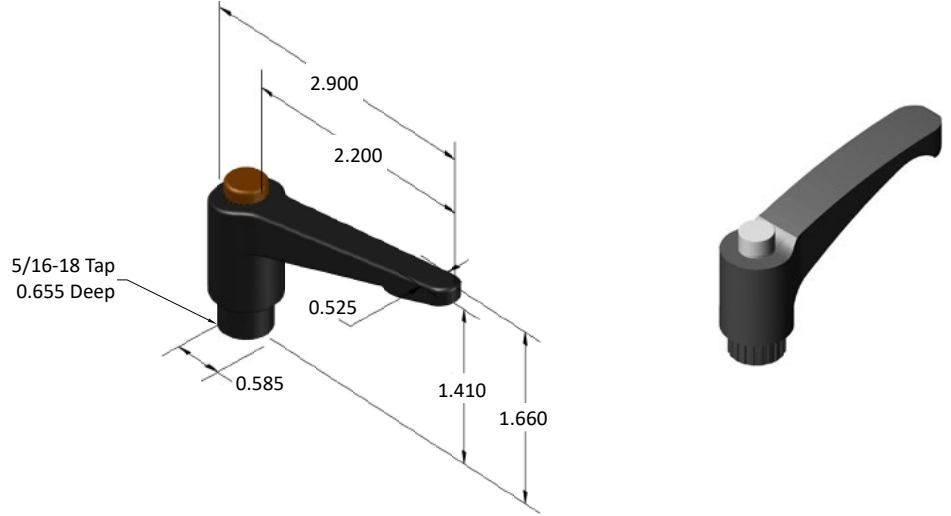
## 15 SERIES LINEAR MOTION



### 15LM8520

RATCHETING L HANDLE BRAKE KIT - PLASTIC

- Lock down linear bearings
- Ratcheting action for quick and easy adjustment

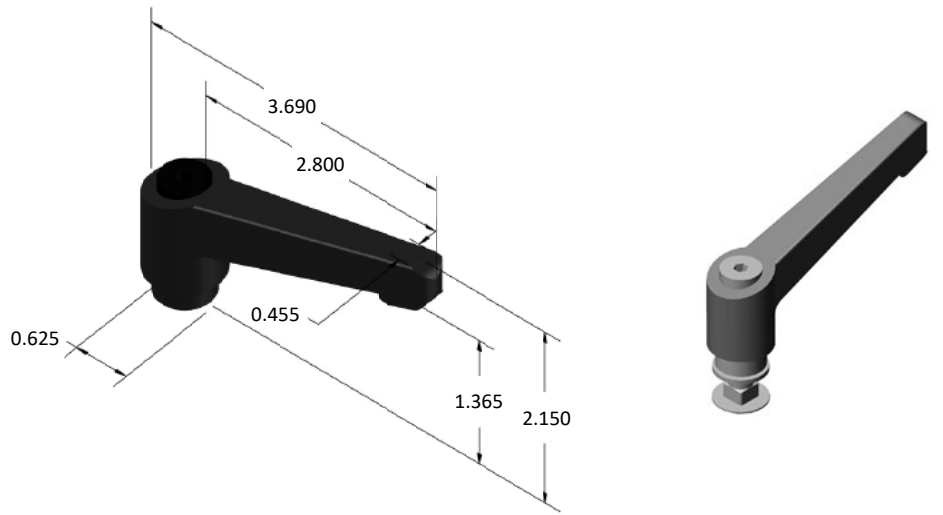


5/16-18 x 1-1/4"  
Carriage Bolt Included

### 15LM8540\* (non-stock)

RATCHETING L HANDLE BRAKE KIT - ZINC

- Lock down linear bearings
- Ratcheting action for quick and easy adjustment

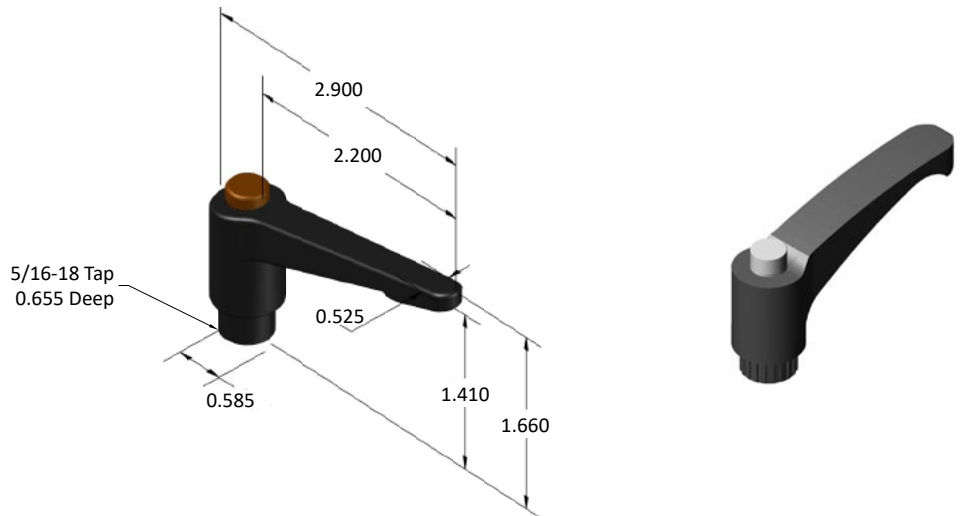


Stainless Steel  
5/16-18 x 1"  
Carriage Bolt &  
Washer Included

### 15LM8550

RATCHETING L HANDLE BRAKE KIT - PLASTIC

- Lock down linear bearings
- Ratcheting action for quick and easy adjustment


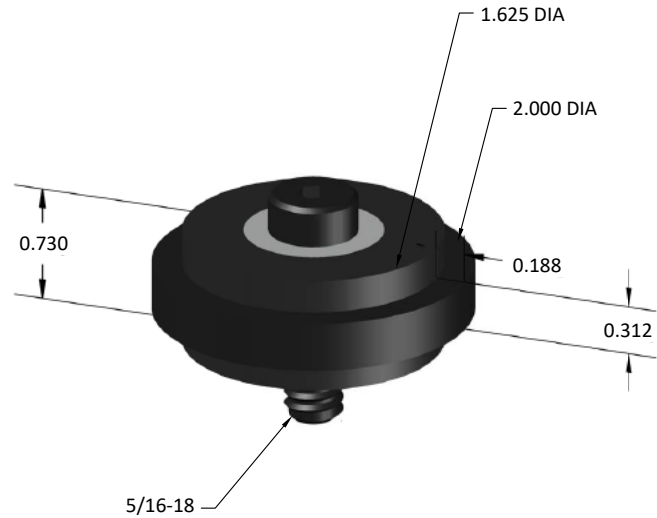


Stainless Steel  
5/16-18 x 1"  
Carriage Bolt &  
Washer Included

## 15LM8532

DELUXE ROLLER WHEEL


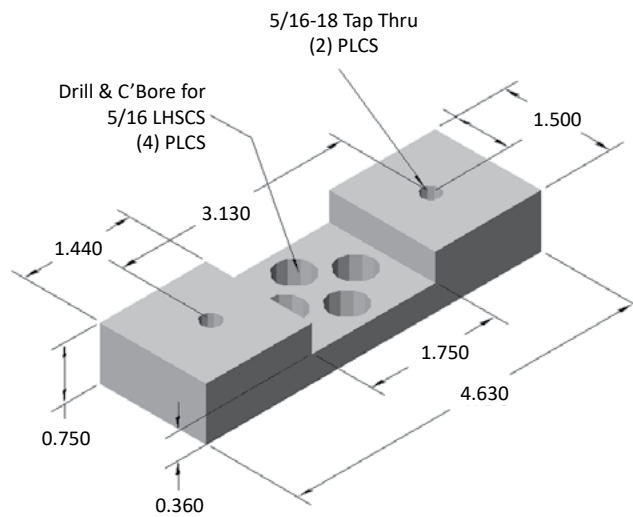
- High strength black nylon
- Two shielded roller bearings
- Hardware included



## 15LM8530

1.5" ROLLER WHEEL BRACKET

- Accepts two roller wheels
- For 1.5" wide extrusions




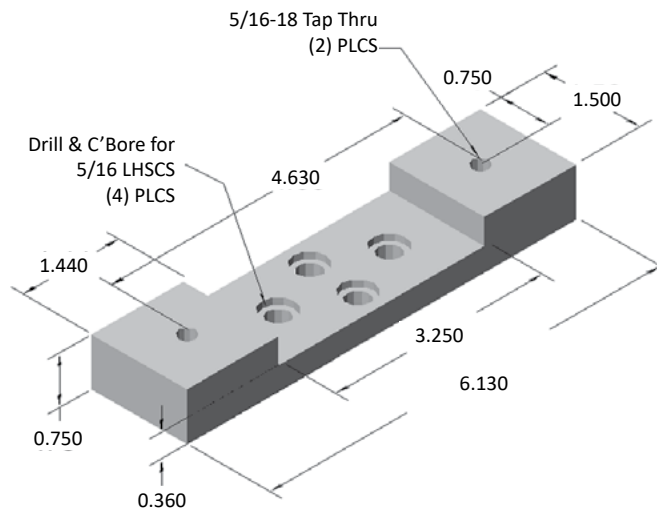
### INCLUDED HARDWARE

QTY	DESCRIPTION	PART NO.
2	5/16-18 x 5/8 LHSCS	13FA3354
2	5/16-18 STANDARD T-NUT	15FA3503

## 15LM8536

3.0" ROLLER WHEEL BRACKET

- Accepts two roller wheels
- For 3.0" wide extrusions



### INCLUDED HARDWARE

QTY	DESCRIPTION	PART NO.
2	5/16-18 x 5/8 LHSCS	13FA3354
2	5/16-18 STANDARD T-NUT	15FA3503


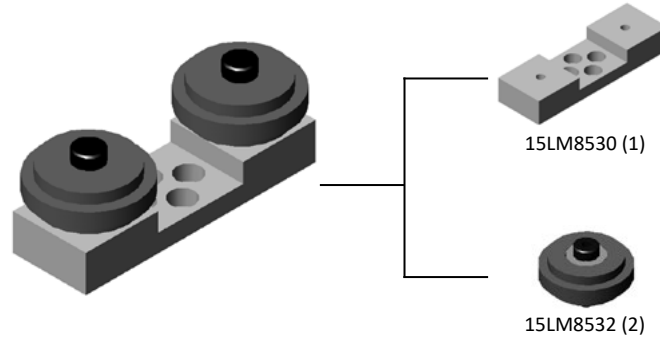
# 15 SERIES LINEAR MOTION

## 15LM8544\* (non-stock)

1.5" DELUXE ROLLER WHEEL BRACKET

Ideal Applications:

- Sliding Doors
- Vertical Gates
- Machine Stops




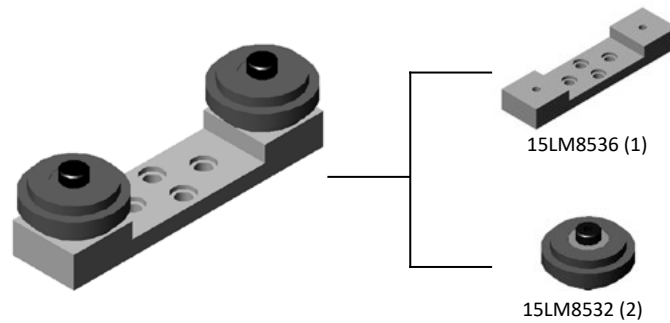
For 1.5" extrusion width

### INCLUDED HARDWARE

QTY	DESCRIPTION	PART NO.
2	5/16-18 x 5/8 LHSCS	13FA3354
2	5/16-18 STANDARD T-NUT	15FA3503

## 15LM8546\* (non-stock)

3.0" ROLLER WHEEL BRACKET




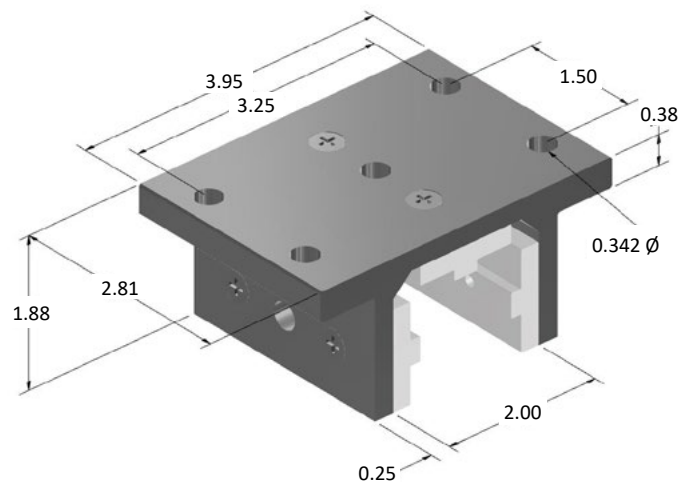
For 3.0" extrusion width

### INCLUDED HARDWARE

QTY	DESCRIPTION	PART NO.
2	5/16-18 x 5/8 LHSCS	13FA3354
2	5/16-18 STANDARD T-NUT	15FA3503

## 15LM1515

LINEAR BEARING

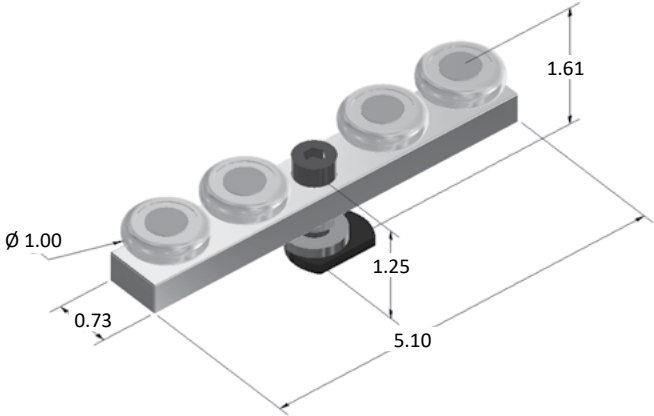


### RECOMMENDED HARDWARE

QTY	DESCRIPTION	PART NO.
4	5/16-18 x 3/4 SHCS	13FA3326
4	5/16-18 Drop-In T-Nut	15FA3511

# 15LM8500

BI-FOLD DOOR GLIDE BLOCK





# SECTION 7

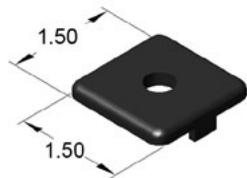
## 15 SERIES ACCESSORIES



## 15 SERIES ACCESSORIES

### 15AC7925

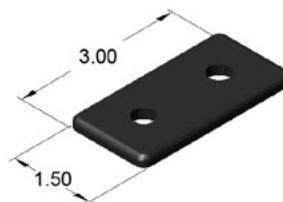
1.5" X 1.5" ENDCAP FOR EX & QE PROFILES



15AC7934 Push-in fastener [included](#)

### 15AC7930

1.5" X 3.0" ENDCAP FOR EX & QE PROFILES

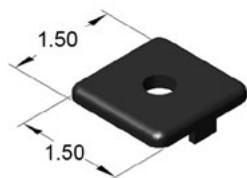


15AC7934 Push-in fasteners [included](#)

### 15AC7825

1.5" X 1.5" HEAVY DUTY ENDCAP FOR EX & QE PROFILES

• 5/16-18 extrusion end tap required!

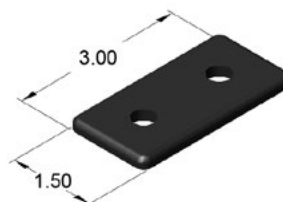


13FA3322 5/16-18 screw [included](#)

### 15AC7830

1.5" X 3.0" HEAVY DUTY ENDCAP FOR EX & QE PROFILES

• 5/16-18 extrusion end tap required!

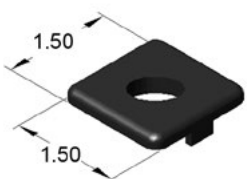


13FA3322 5/16-18 screws [included](#)

### 15AC7940

1.5" X 1.5" ENDCAP FOR SM PROFILES

• For 'SM' profiles only




15AC7946 Push-in fastener [included](#)

### 15AC7840

1.5" X 1.5" HEAVY DUTY ENDCAP FOR SM PROFILES

• 1/2-13 extrusion end tap required!


• For 'SM' profiles only



13FA3338 1/2-13 screw [included](#)

### 15AC7932

3.0" X 3.0" ENDCAP FOR EX & QE PROFILES




15AC7934 Push-in fasteners [included](#)

### 15AC7832

3.0" X 3.0" HEAVY DUTY ENDCAP FOR EX & QE PROFILES

• 5/16-18 extrusion end tap required!



13FA3322 5/16-18 screws [included](#)

**15AC8750**


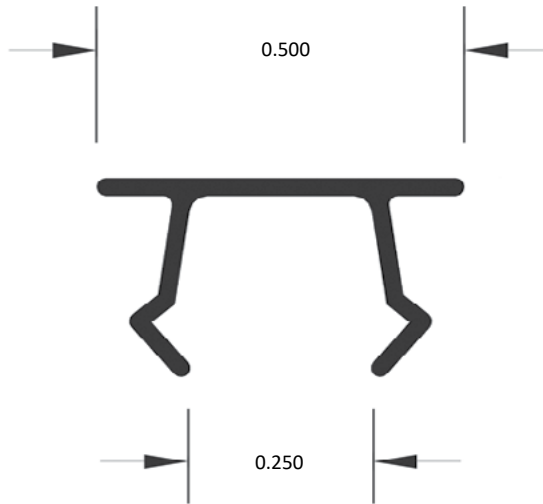
YELLOW T-SLOT COVER

**15AC8751**

BLACK T-SLOT COVER

**15AC8753**

GRAY T-SLOT COVER


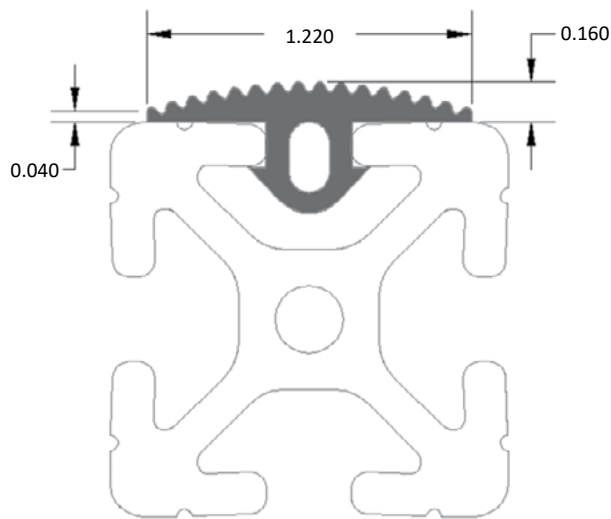


**STOCK LENGTH = 72.0"**

- Presses easily into t-slot
- Keeps t-slots covered and clean
- Provides a clean, finished look to any project

**15AC8776**

ANTI-SKID COVER


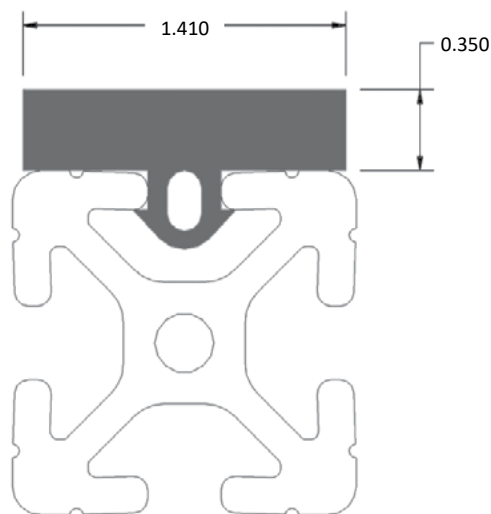


**SOLD BY THE FOOT**

- Presses easily into t-slot
- Protects the extrusion surface
- Black silicone rubber material

**15AC8778**

1.5" RUBBER PAD



**SOLD BY THE FOOT**

- Presses easily into t-slot
- Black EPDM rubber material
- Protects extrusion surface
- Can be used as a bumper to protect other surfaces

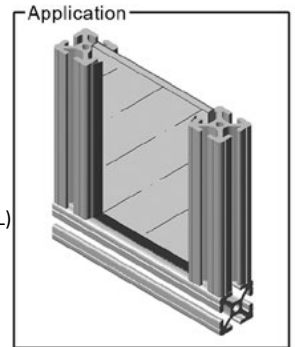
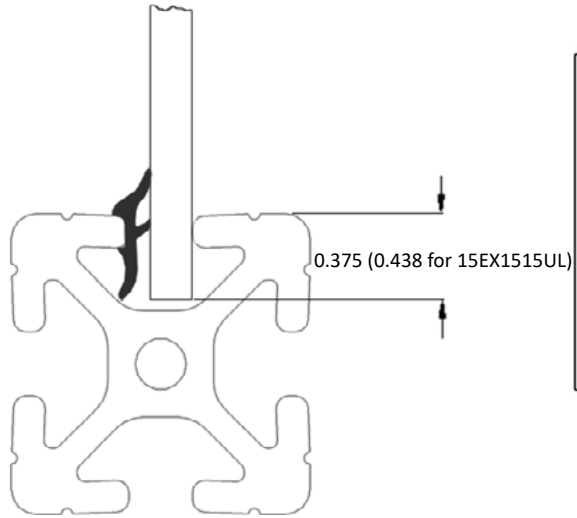
### 15AC8770

RUBBER PANEL GASKET



**SOLD BY THE FOOT**

- Holds panels tight
- Eliminates rattling
- Inserts after panel is installed
- Black silicone rubber material



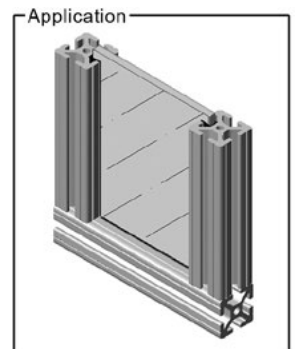
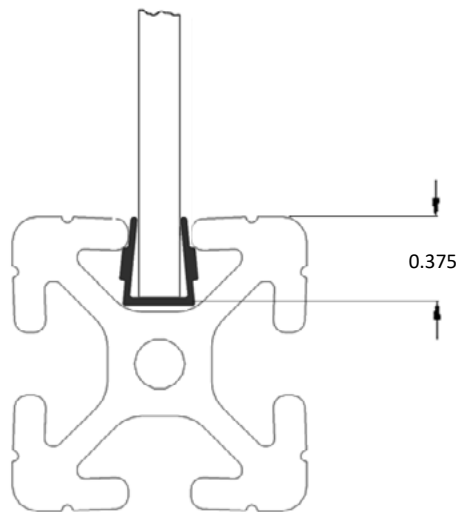
### 15AC7310

U-SHAPED PLASTIC PANEL GASKET



**96.0" STOCK LENGTH**

- Holds panels tight
- Eliminates rattling
- Inserts into extrusion t-slot
- Black polyethylene material




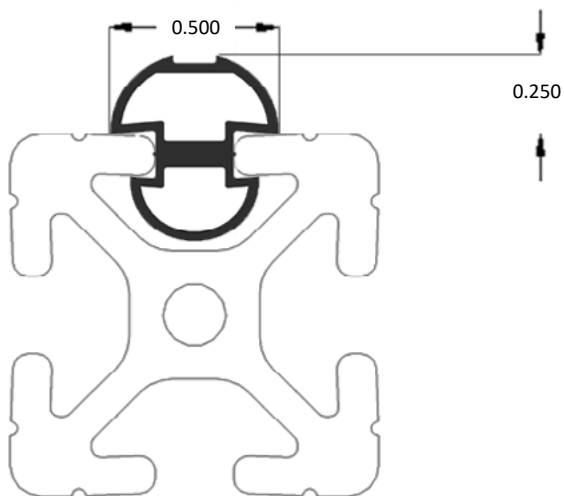
### 15AC8782

RUBBER DOOR SEAL



**SOLD BY THE FOOT**

- Seals off door perimeter from coolant or water
- Presses into extrusion t-slot
- Black EPDM rubber material



### 15AC7950

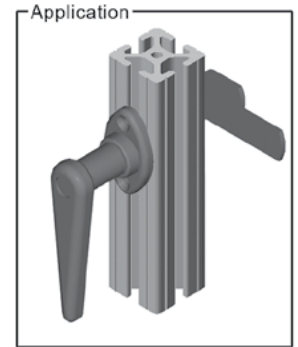
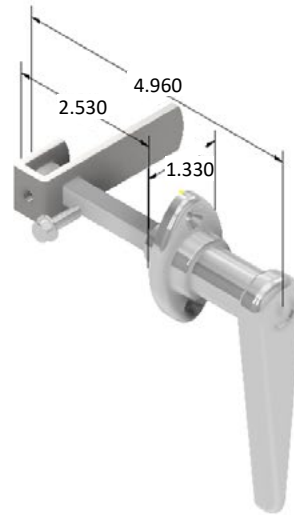
LOCKING DOOR HANDLE - CHROME  
360° ROTATION

### 15AC7953\* (non-stock)

NON-LOCKING DOOR HANDLE - CHROME  
360° ROTATION

### 15AC7955

LOCKING DOOR HANDLE - BLACK  
360° ROTATION



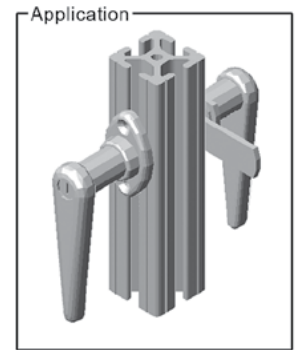
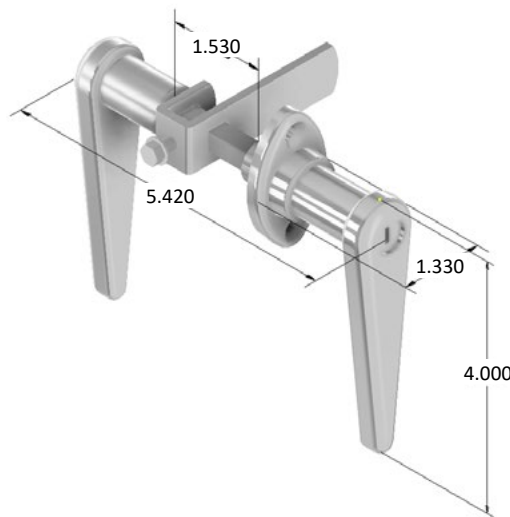
- Hardware included
- Requires door latch machining service - **15MA9072** (pg. 32)

### 15AC7951\* (non-stock)

NON-LOCKING DOOR HANDLE - CHROME  
360° ROTATION

### 15AC7956

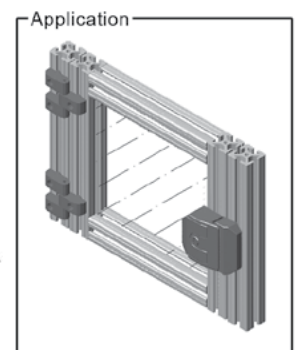
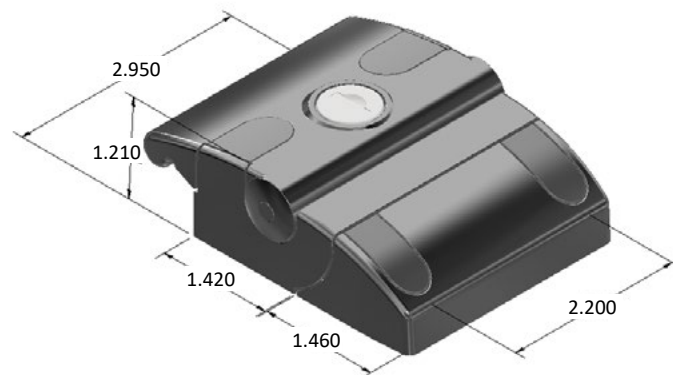
LOCKING DOOR HANDLE - CHROME  
360° ROTATION



- Hardware included
- Allows for opening door from both sides
- Requires door latch machining service - **15MA9072** (pg. 32)

### 15AC7966

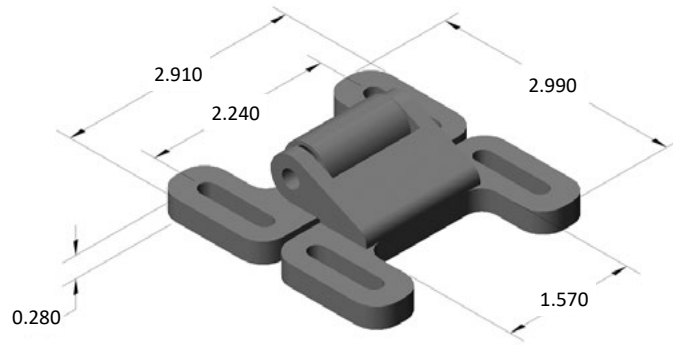
FRONT MOUNTING LOCKING SLAM LATCH - BLACK



- Hardware included
- Black powder coated
- Die-cast zinc material
- No machining required

## 15AC8745


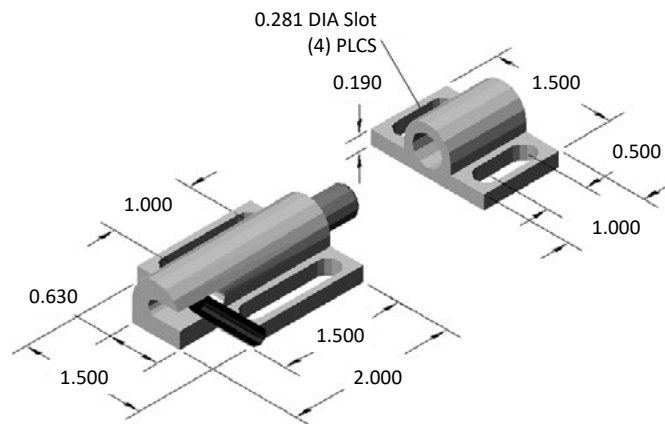
DOUBLE DETENT BALL LATCH



- Hardware included
- Quick locking action
- Fiberglass reinforced nylon material

## 15AC8762

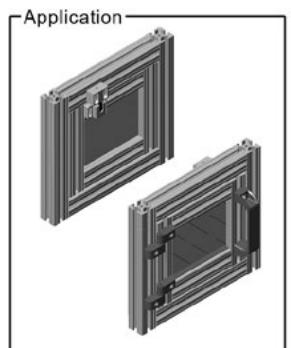
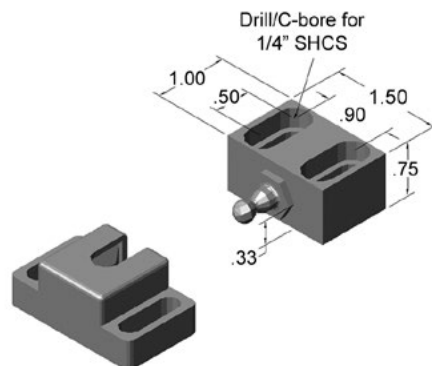
DEADBOLT LATCH - SIDE RELEASE



- Hardware included
- Spring loaded
- Aluminum construction

## 15AC7980

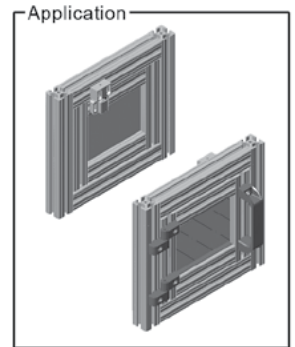
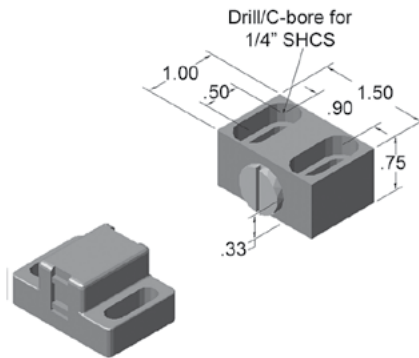
BALL LATCH CATCH W/ BRACKET



- Mounting hardware included
- Aluminum block w/ plastic catch

### 15AC7976


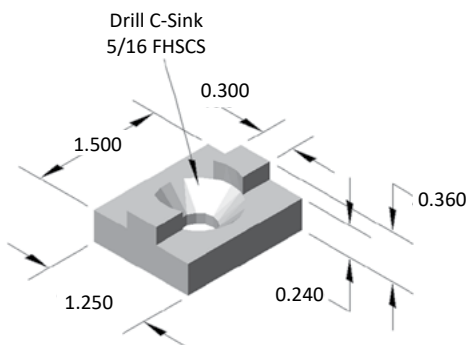
MAGNETIC CATCH W/ BRACKET



- Mounting hardware included
- Aluminum block w/ plastic catch

### 15AC8850

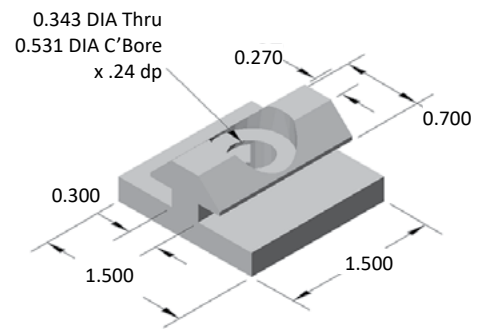
UHMW BI-FOLD DOOR GLIDE



- Saves space
- Mounting hardware included
- Great alternative for sliding doors
- White UHMW polyethylene material

### 15AC8852

UHMW HANGING BI-FOLD DOOR GLIDE

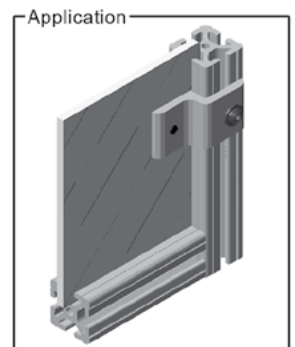
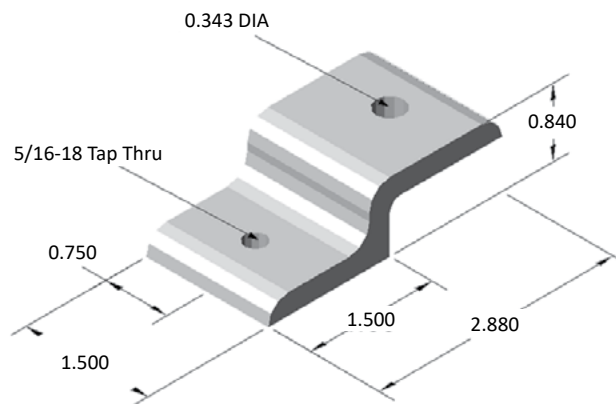


### 15AC7110

1.5" PANEL RETAINER



Place panel retainers around the perimeter of the frame every 24" to properly secure the panel.



#### RECOMMENDED HARDWARE

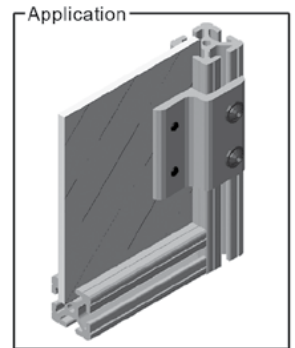
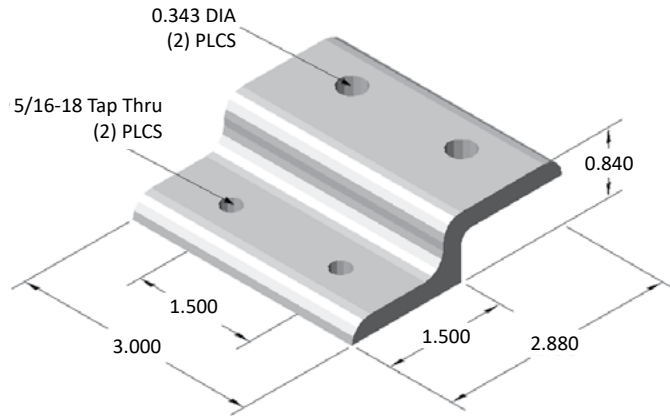
QTY	DESCRIPTION	PART NO.
2	5/16-18 x 5/8 FBHSCS	13FA3331
1	5/16-18 ECONOMY T-NUT	15FA3501

### 15AC7113

3.0" PANEL RETAINER



Place panel retainers around the perimeter of the frame every 24" to properly secure the panel.



#### RECOMMENDED HARDWARE

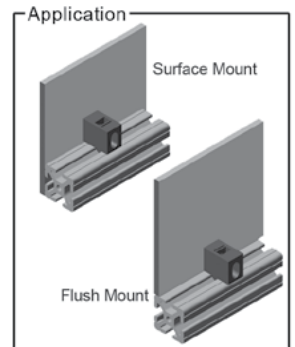
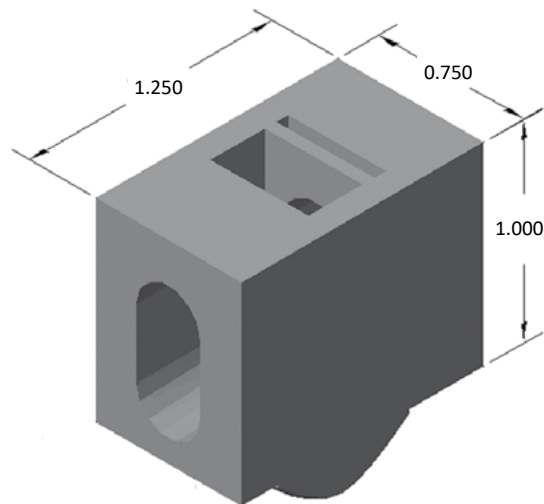
QTY	DESCRIPTION	PART NO.
4	5/16-18 x 5/8 FBHSCS	13FA3331
2	5/16-18 ECONOMY T-NUT	15FA3501

### 15AC8748

1/4 TURN PANEL MOUNT BLOCK  
(5/16-18 HARDWARE)

### 15AC8702

1/4 TURN PANEL MOUNT BLOCK  
(M8 X 1.25 HARDWARE)

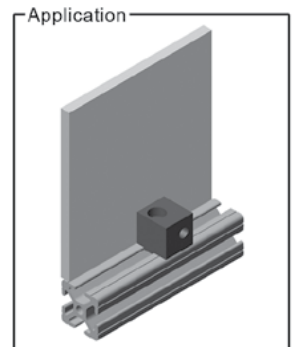
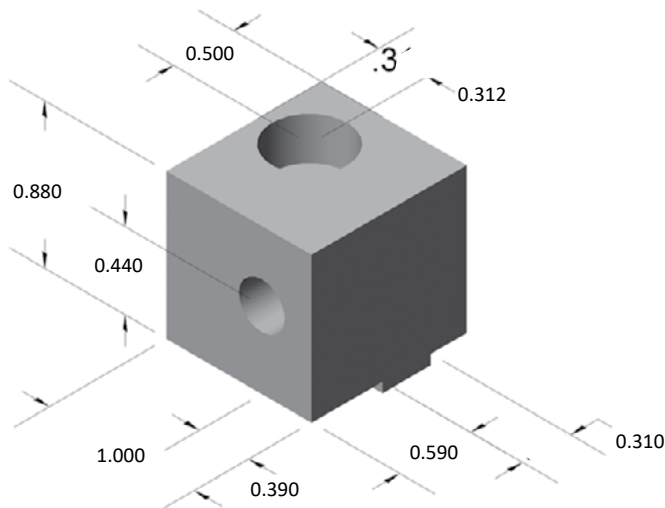


- Bolt kit included for panel mounting
- Black high strength nylon material
- Surface or flush mount option (.25" panel)

To calculate panel size, subtract 0.13" from your inside width and inside length.

### 15AC8705


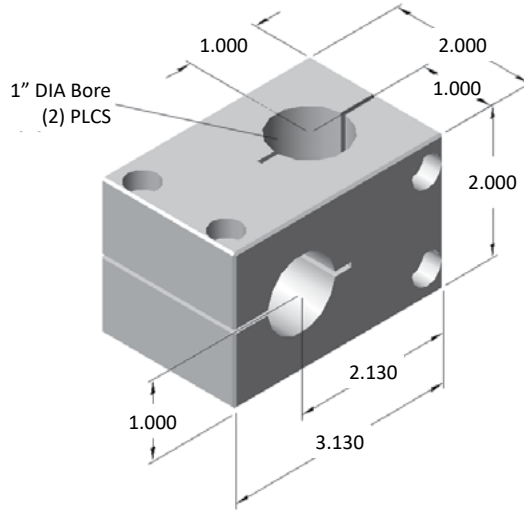
ALUMINUM PANEL MOUNT BLOCK



- Hardware included
- Aluminum construction

### 15AC8800


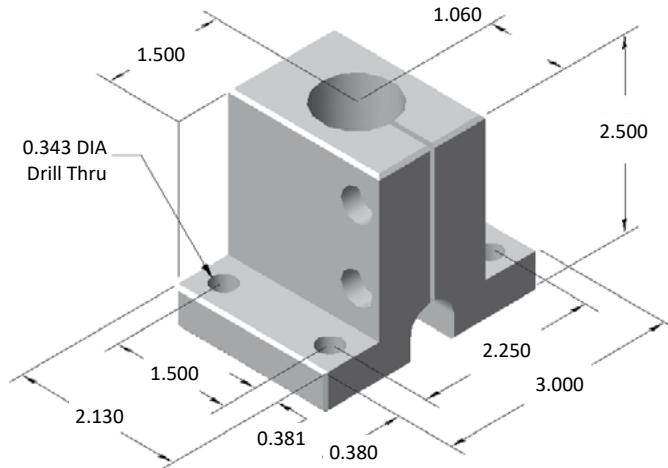
1" STANCHION CROSS CLAMP



• Clamping hardware included

### 15AC8801

1" SINGLE SHAFT BASE




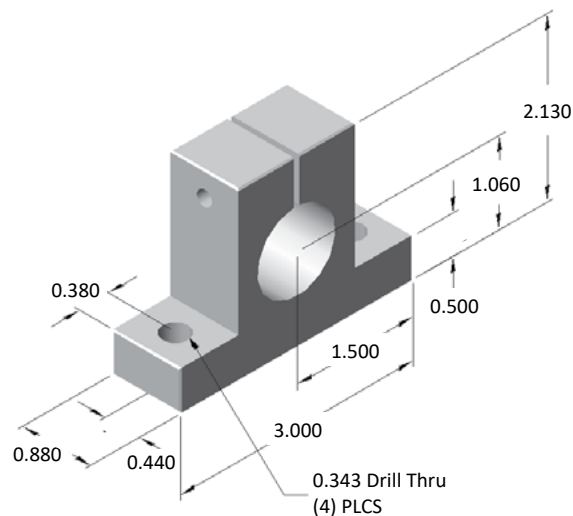
• Clamping hardware included

**RECOMMENDED HARDWARE**

QTY	DESCRIPTION	PART NO.
4	5/16-18 x 7/8 SHCS	13FA3327
4	5/16-18 ECONOMY T-NUT	15FA3501

### 15AC8802

1" SINGLE HORIZONTAL BASE



• Clamping hardware included

**RECOMMENDED HARDWARE**

QTY	DESCRIPTION	PART NO.
4	5/16-18 x 7/8 SHCS	13FA3327
4	5/16-18 ECONOMY T-NUT	15FA3501

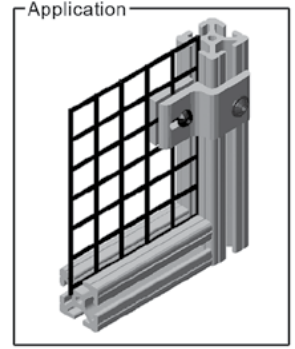

# 15 SERIES ACCESSORIES

## 15AC7105

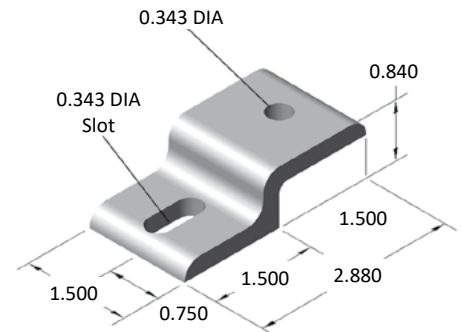
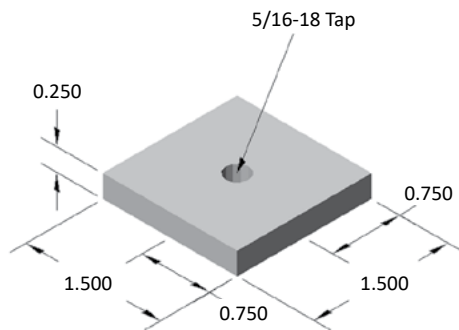
1.5" MESH RETAINER



Place mesh retainers around the perimeter of the frame every 24" to properly secure the panel.



Component Dimensions:



### RECOMMENDED HARDWARE

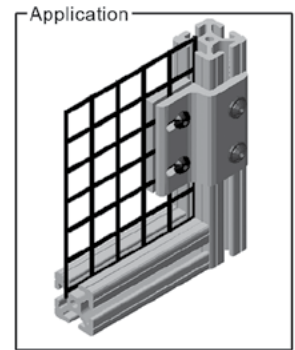

QTY	DESCRIPTION	PART NO.
1	5/16-18 x 5/8 FBHSCS	13FA3331
1	5/16-18 ECONOMY T-NUT	15FA3501

## 15AC7117

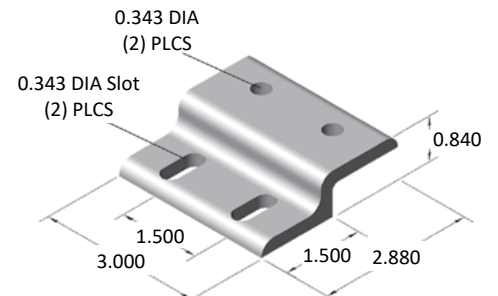
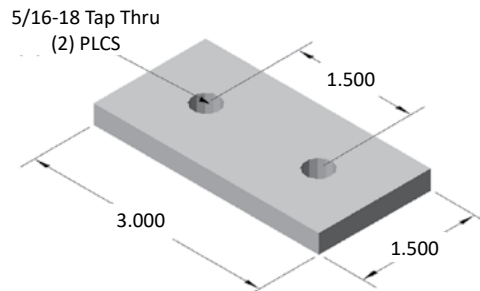
3.0" MESH RETAINER



Place mesh retainers around the perimeter of the frame every 24" to properly secure the panel.



Component Dimensions:



### RECOMMENDED HARDWARE

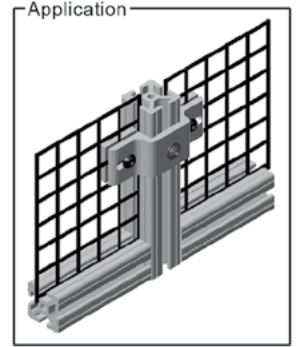

QTY	DESCRIPTION	PART NO.
2	5/16-18 x 5/8 FBHSCS	13FA3331
1	5/16-18 DOUBLE T-NUT	15FA3502

# 15AC7119

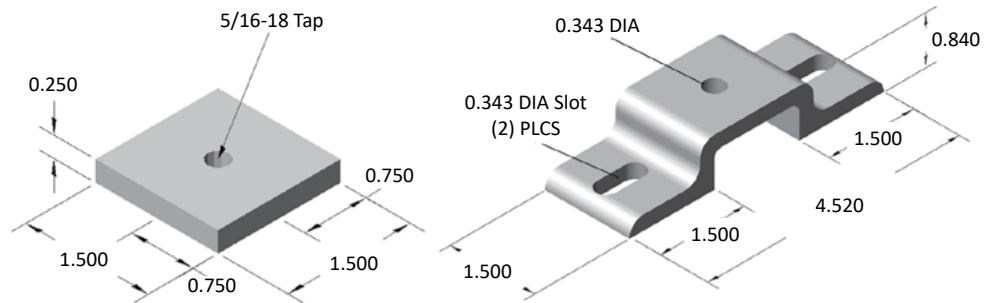
1.5" DOUBLE MESH RETAINER



Place mesh retainers around the perimeter of the frame every 24" to properly secure the panel.



Component Dimensions:



### RECOMMENDED HARDWARE

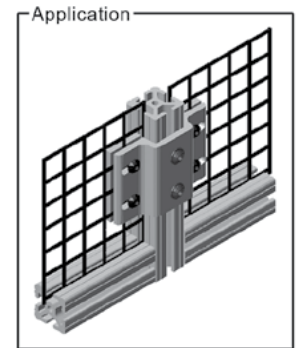

QTY	DESCRIPTION	PART NO.
1	5/16-18 x 5/8 FBHSCS	13FA3331
1	5/16-18 ECONOMY T-NUT	15FA3501

# 15AC7118\* (non-stock)

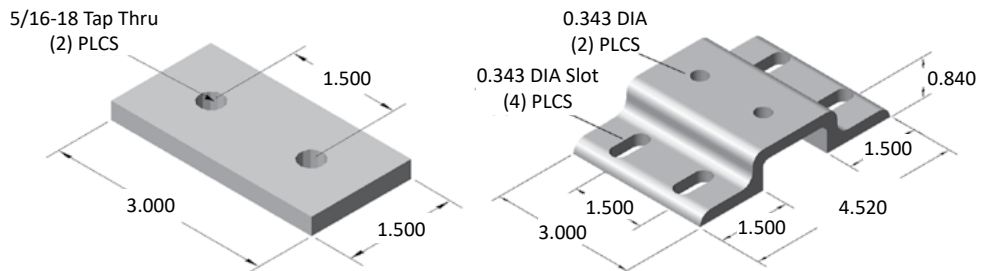
3.0" DOUBLE MESH RETAINER



Place mesh retainers around the perimeter of the frame every 24" to properly secure the panel.



Component Dimensions:

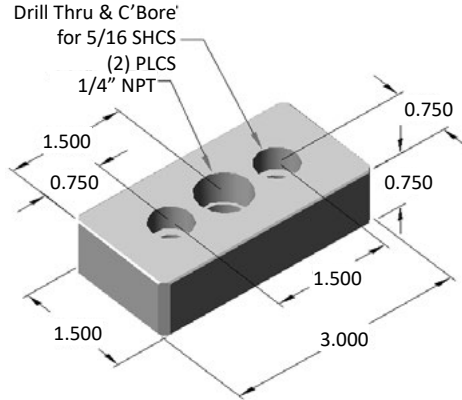



### RECOMMENDED HARDWARE

QTY	DESCRIPTION	PART NO.
2	5/16-18 x 5/8 FBHSCS	13FA3331
1	5/16-18 DOUBLE T-NUT	15FA3502

### 15AC8712

PRESSURE MANIFOLD - 1/4" NPT  
WITH O-RING




**RECOMMENDED HARDWARE**

QTY	DESCRIPTION	PART NO.
2	5/16-18 x 7/8 SHCS	13FA3327
2	5/16-18 ECONOMY T-NUT	15FA3501

### 15AC8706

PRESSURE MANIFOLD - 1/4" NPT  
WITH GASKET

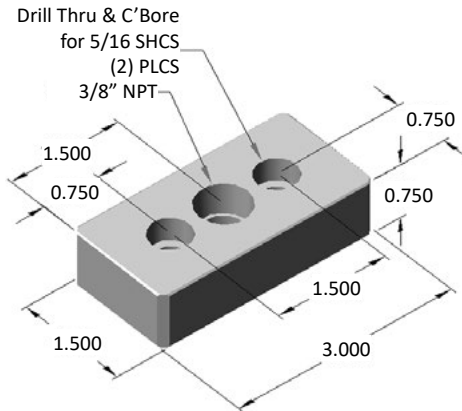



**RECOMMENDED HARDWARE**

QTY	DESCRIPTION	PART NO.
2	5/16-18 x 7/8 SHCS	13FA3327

### 15AC8713

PRESSURE MANIFOLD - 3/8" NPT  
WITH O-RING




**RECOMMENDED HARDWARE**

QTY	DESCRIPTION	PART NO.
2	5/16-18 x 7/8 SHCS	13FA3327
2	5/16-18 ECONOMY T-NUT	15FA3501

### 15AC8707

PRESSURE MANIFOLD - 3/8" NPT  
WITH GASKET

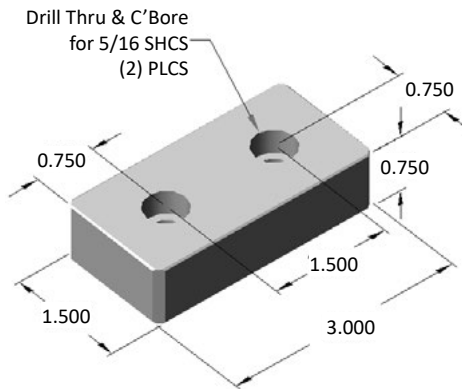



**RECOMMENDED HARDWARE**

QTY	DESCRIPTION	PART NO.
2	5/16-18 x 7/8 SHCS	13FA3327

### 15AC8714

PRESSURE MANIFOLD - BLANK  
WITH O-RING




**RECOMMENDED HARDWARE**

QTY	DESCRIPTION	PART NO.
2	5/16-18 x 7/8 SHCS	13FA3327
2	5/16-18 ECONOMY T-NUT	15FA3501

### 15AC8709

PRESSURE MANIFOLD - BLANK  
WITH GASKET

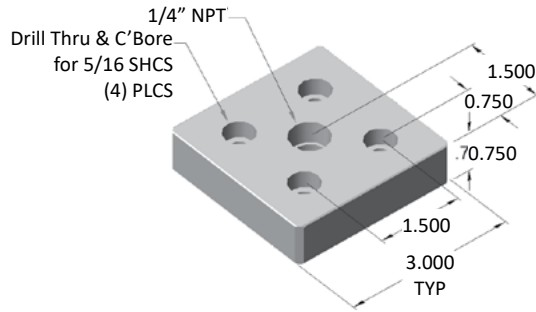



**RECOMMENDED HARDWARE**

QTY	DESCRIPTION	PART NO.
2	5/16-18 x 7/8 SHCS	13FA3327


**15AC8715\*** (non-stock)

PRESSURE MANIFOLD - 1/4" NPT  
WITH O-RING



**15AC8710\*** (non-stock)

PRESSURE MANIFOLD - 1/4" NPT  
WITH GASKET



**RECOMMENDED HARDWARE**

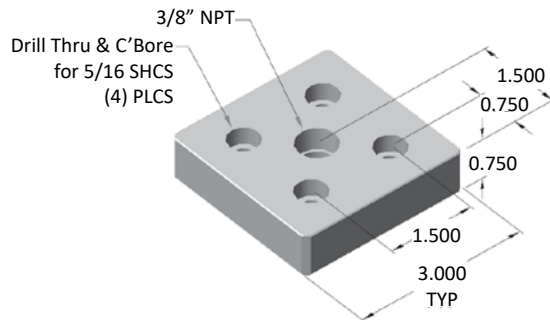

QTY	DESCRIPTION	PART NO.
4	5/16-18 x 7/8 SHCS	13FA3327
4	5/16-18 ECONOMY T-NUT	15FA3501

**RECOMMENDED HARDWARE**

QTY	DESCRIPTION	PART NO.
4	5/16-18 x 7/8 SHCS	13FA3327


**15AC8716\*** (non-stock)

PRESSURE MANIFOLD - 3/8" NPT  
WITH O-RING



**15AC8711\*** (non-stock)

PRESSURE MANIFOLD - 3/8" NPT  
WITH GASKET



**RECOMMENDED HARDWARE**

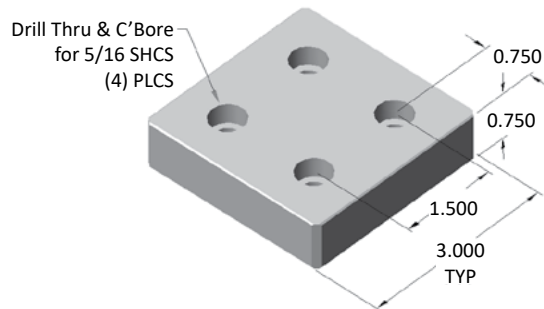

QTY	DESCRIPTION	PART NO.
4	5/16-18 x 7/8 SHCS	13FA3327
4	5/16-18 ECONOMY T-NUT	15FA3501

**RECOMMENDED HARDWARE**

QTY	DESCRIPTION	PART NO.
4	5/16-18 x 7/8 SHCS	13FA3327


**15AC8717\*** (non-stock)

PRESSURE MANIFOLD - BLANK  
WITH O-RING



**15AC8708\*** (non-stock)

PRESSURE MANIFOLD - BLANK  
WITH GASKET



**RECOMMENDED HARDWARE**

QTY	DESCRIPTION	PART NO.
4	5/16-18 x 7/8 SHCS	13FA3327
4	5/16-18 ECONOMY T-NUT	15FA3501


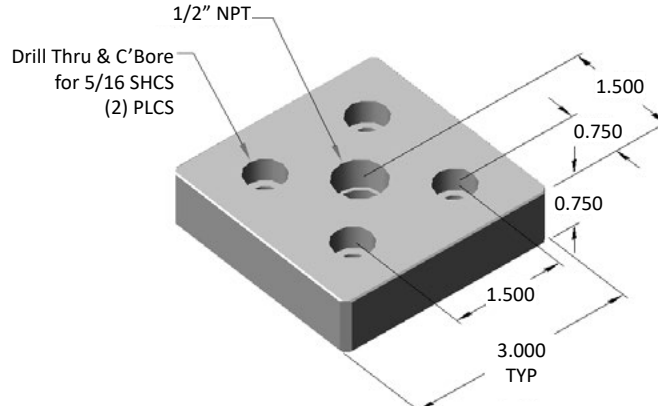
**RECOMMENDED HARDWARE**

QTY	DESCRIPTION	PART NO.
4	5/16-18 x 7/8 SHCS	13FA3327

# 15 SERIES ACCESSORIES

## 15AC8727\* (non-stock)

PRESSURE MANIFOLD - 1/2" NPT


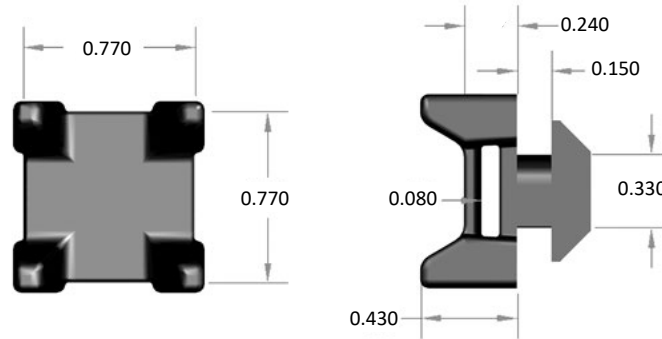


### RECOMMENDED HARDWARE

QTY	DESCRIPTION	PART NO.
4	5/16-18 x 7/8 SHCS	13FA3327

## 15AC7305

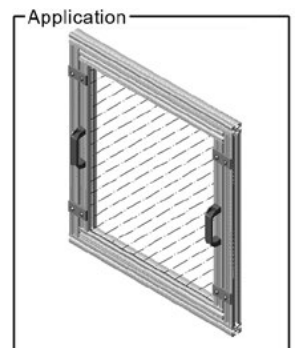
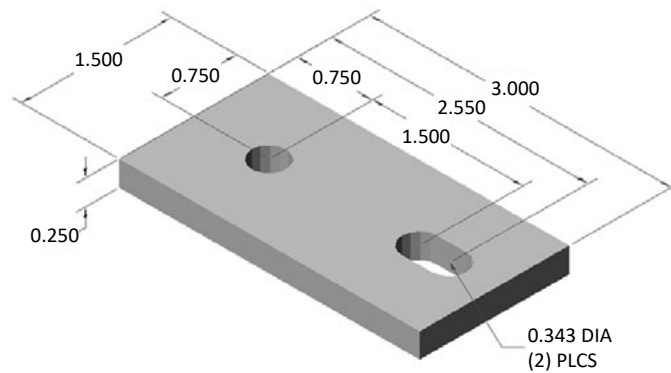
DROP-IN CABLE TIE BLOCK



- Quarter Turn Installation
- Very economical
- Black fiberglass reinforced nylon

## 15AC7972

2 HOLE REMOVABLE DOOR STRAP



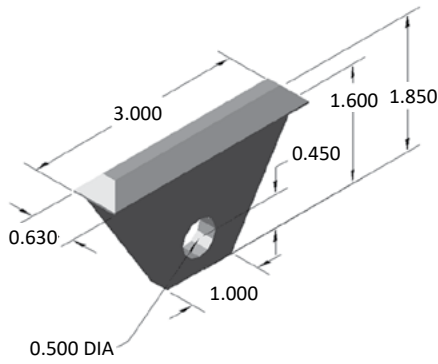
- Unbolt frame sections
- Easy to position

### RECOMMENDED HARDWARE

QTY	DESCRIPTION	PART NO.
2	5/16-18 x 5/8 FBHSCS	13FA3331
1	5/16-18 ECONOMY T-NUT	15FA3501
1	5/16-18 DROP-IN T-NUT	15FA3505

**15AC8760**

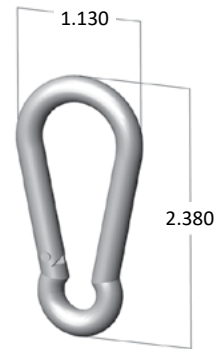
TOOL HANGER



- 75 lb capacity
- Great for air tools/cable reels
- High strength black nylon


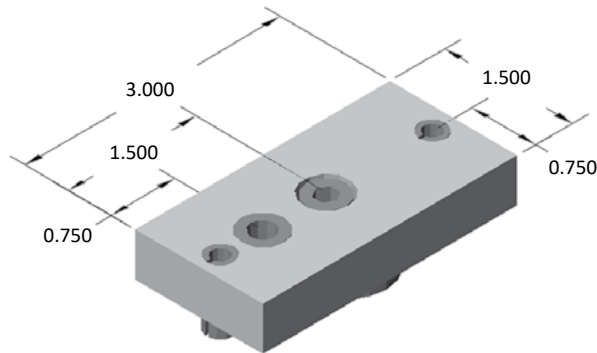
**15AC8758\*** (non-stock)

TOOL HANGER CLIP



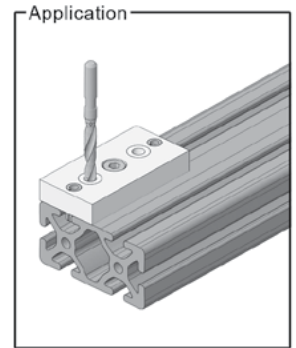
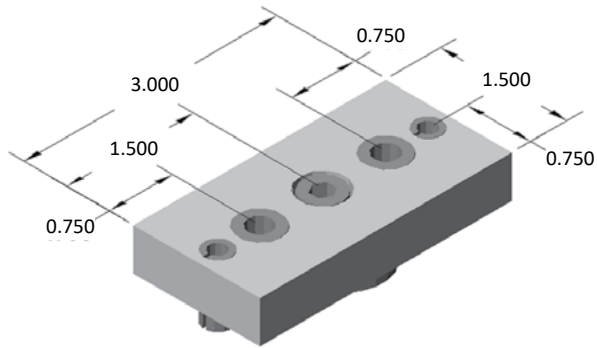
**15AC7500\*** (non-stock)

1.5" x 1.5" ACCESS HOLE JIG




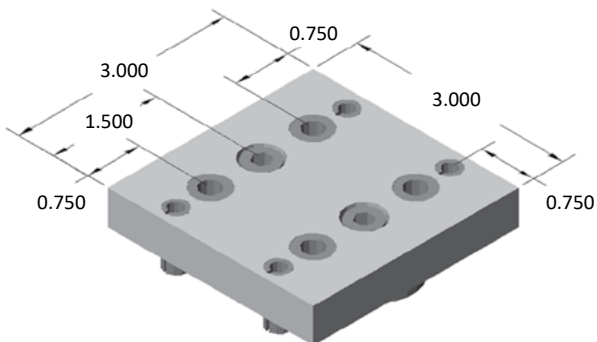
**15AC7501\*** (non-stock)

1.5" x 3.0" ACCESS HOLE JIG



**15AC7502\*** (non-stock)

3.0" x 3.0" ACCESS HOLE JIG



- Hardware included
- Drill access holes on site
- Dowel pins eliminate pivot point
- Hardened drill bushing for long life



# SECTION 8

15 SERIES FLOOR TO FRAME



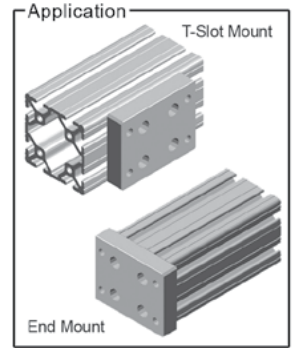
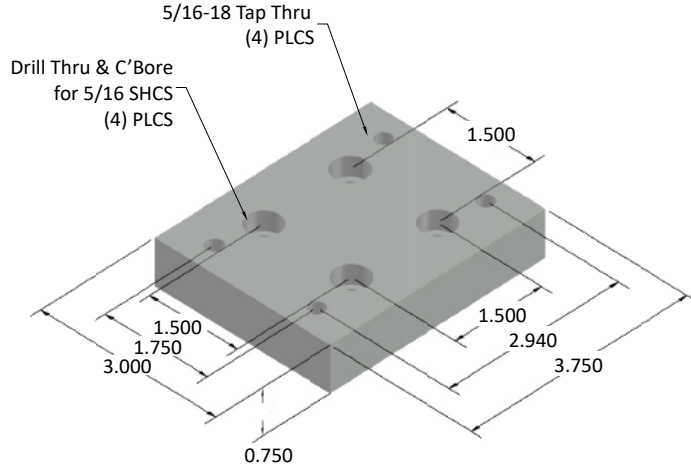
# 15 SERIES FLOOR TO FRAME

## 15BP2500

FLANGE MOUNT CASTER BASE PLATE



Use 15FA3502 for FAST assembly



- Mounts on the extrusion end or side
- End mount requires tapping service

### RECOMMENDED HARDWARE:

#### T-SLOT MOUNT

QTY	DESCRIPTION	PART NO.
4	5/16-18 x 7/8 SHCS	13FA3327
4	5/16-18 ECONOMY T-NUT	15FA3501

### RECOMMENDED HARDWARE:

#### END MOUNT

QTY	DESCRIPTION	PART NO.
4	5/16-18 x 7/8 SHCS	13FA3327

### RECOMMENDED CASTERS

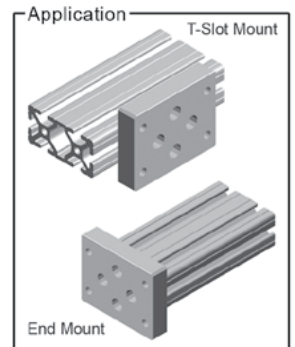
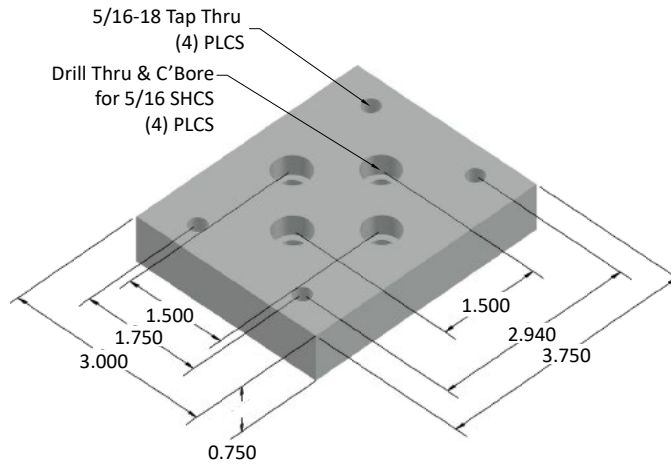
PAGE	DESCRIPTION	PART NO.
130	4" SWIVEL CASTER W/ BRAKE	13CA8102
130	4" RIGID CASTER	13CA8103
131	5" SWIVEL CASTER W/ BRAKE	13CA8108
131	5" RIGID CASTER	13CA8110
131	3.5" SWIVEL CASTER W/ BRAKE	13CA8113
131	3.5" RIGID CASTER	13CA8114
130	5" RIGID CASTER	13CA8115
130	5" SWIVEL CASTER W/ BRAKE	13CA8116

## 15BP2501

FLANGE MOUNT CASTER BASE PLATE



Use 15FA3502 for FAST assembly



- Mounts on the extrusion end or side
- End mount requires tapping service

### RECOMMENDED HARDWARE:

#### T-SLOT MOUNT

QTY	DESCRIPTION	PART NO.
4	5/16-18 x 7/8 SHCS	13FA3327
4	5/16-18 ECONOMY T-NUT	15FA3501

### RECOMMENDED HARDWARE:

#### END MOUNT


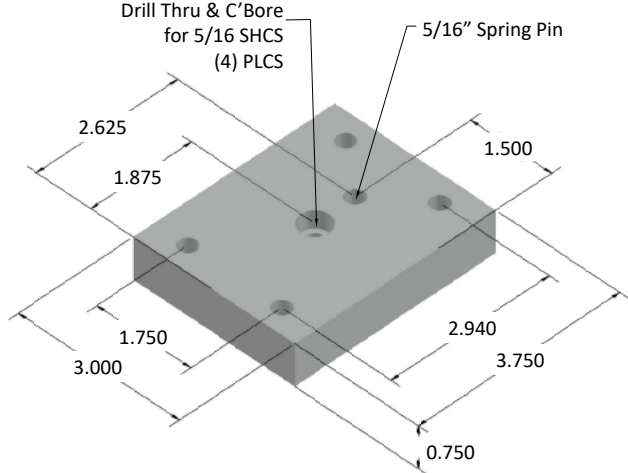
QTY	DESCRIPTION	PART NO.
4	5/16-18 x 7/8 SHCS	13FA3327

### RECOMMENDED CASTERS

PAGE	DESCRIPTION	PART NO.
130	4" SWIVEL CASTER W/ BRAKE	13CA8102
130	4" RIGID CASTER	13CA8103
131	5" SWIVEL CASTER W/ BRAKE	13CA8108
131	5" RIGID CASTER	13CA8110
131	3.5" SWIVEL CASTER W/ BRAKE	13CA8113
131	3.5" RIGID CASTER	13CA8114
130	5" RIGID CASTER	13CA8115
130	5" SWIVEL CASTER W/ BRAKE	13CA8116

# 15BP2503

FLANGE MOUNT CASTER BASE PLATE



- Mounts on the extrusion end or side
- End mount requires tapping service
- 5/16" spring pin for proper alignment

**RECOMMENDED HARDWARE:**

**T-SLOT MOUNT**

QTY	DESCRIPTION	PART NO.
1	5/16-18 x 7/8 SHCS	13FA3327
1	5/16-18 ECONOMY T-NUT	15FA3501

**RECOMMENDED HARDWARE:**

**END MOUNT**

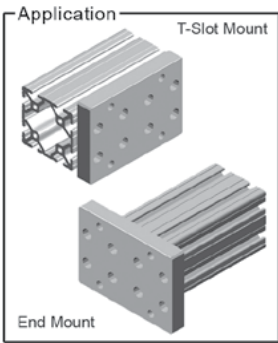
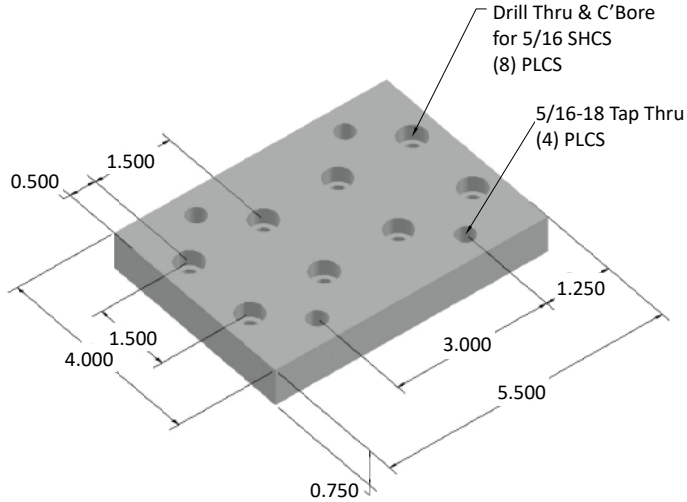
QTY	DESCRIPTION	PART NO.
1	5/16-18 x 7/8 SHCS	13FA3327

**RECOMMENDED CASTERS**

PAGE	DESCRIPTION	PART NO.
130	4" SWIVEL CASTER W/ BRAKE	13CA8102
130	4" RIGID CASTER	13CA8103
131	5" SWIVEL CASTER W/ BRAKE	13CA8108
131	5" RIGID CASTER	13CA8110
131	3.5" SWIVEL CASTER W/ BRAKE	13CA8113
131	3.5" RIGID CASTER	13CA8114
130	5" RIGID CASTER	13CA8115
130	5" SWIVEL CASTER W/ BRAKE	13CA8116

# 15BP2502

HEAVY DUTY CASTER BASE PLATE



- Mounts on the extrusion end or side
- End mount requires tapping service

**RECOMMENDED HARDWARE:**

**T-SLOT MOUNT**

QTY	DESCRIPTION	PART NO.
8	5/16-18 x 7/8 SHCS	13FA3327
8	5/16-18 ECONOMY T-NUT	15FA3501

**RECOMMENDED HARDWARE:**

**END MOUNT**

QTY	DESCRIPTION	PART NO.
8	5/16-18 x 7/8 SHCS	13FA3327

**RECOMMENDED CASTERS**

PAGE	DESCRIPTION	PART NO.
132	5" SWIVEL CASTER W/ BRAKE	13CA8104
132	5" SWIVEL CASTER	13CA8105
132	5" RIGID CASTER	13CA8106
132	5" RIGID CASTER	13CA8107


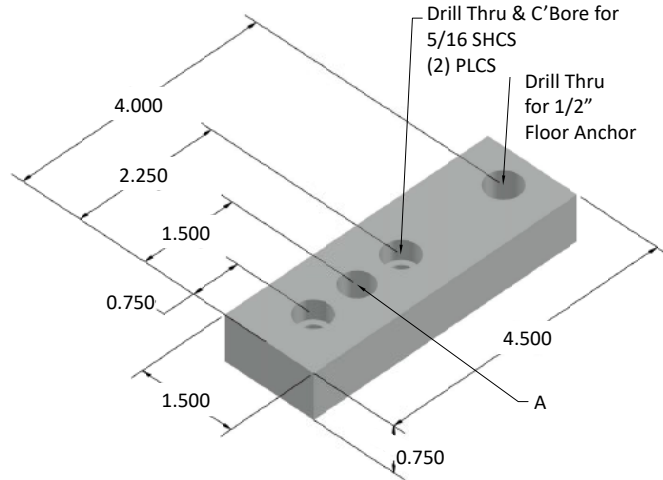
# 15 SERIES FLOOR TO FRAME

## 15BP2550\* (non-stock)

1.5" x 3.0" FLOOR ANCHORING BASE PLATE  
'A' TAP THRU = 3/8-16

## 15BP2551\* (non-stock)

1.5" x 3.0" FLOOR ANCHORING BASE PLATE  
'A' TAP THRU = 1/2-13



- Mounts on the extrusion end or side
- End mount requires tapping service

### RECOMMENDED HARDWARE:

#### T-SLOT MOUNT

QTY	DESCRIPTION	PART NO.
2	5/16-18 x 7/8 SHCS	13FA3327
2	5/16-18 ECONOMY T-NUT	15FA3501

### RECOMMENDED HARDWARE:

#### END MOUNT

QTY	DESCRIPTION	PART NO.
2	5/16-18 x 7/8 SHCS	13FA3327

## 15BP2561

1.5" x 3.0" BASE PLATE  
'A' TAP THRU = 3/8-16

## 15BP2562


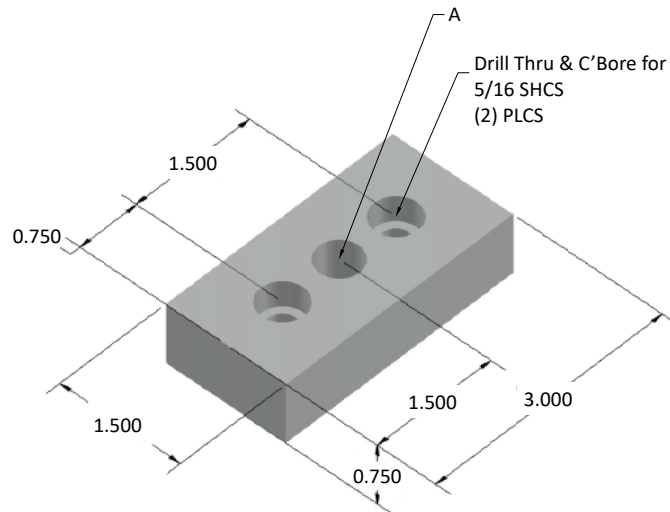
1.5" x 3.0" BASE PLATE  
'A' TAP THRU = 7/16-14

## 15BP2580

1.5" x 3.0" BASE PLATE  
'A' TAP THRU = 1/2-13

## 15BP2564\* (non-stock)

1.5" x 3.0" BASE PLATE  
'A' TAP THRU = 3/4-10



- Mounts on the extrusion end or side
- End mount requires tapping service

### RECOMMENDED HARDWARE:

#### T-SLOT MOUNT

QTY	DESCRIPTION	PART NO.
2	5/16-18 x 7/8 SHCS	13FA3327
2	5/16-18 ECONOMY T-NUT	15FA3501

### RECOMMENDED HARDWARE:

#### END MOUNT

QTY	DESCRIPTION	PART NO.
2	5/16-18 x 7/8 SHCS	13FA3327

**15BP2584\*** (non-stock)

3.0" x 3.0" FLOOR ANCHORING BASE PLATE  
'A' TAP THRU = 3/8-16

**15BP2552\*** (non-stock)

3.0" x 3.0" FLOOR ANCHORING BASE PLATE  
'A' TAP THRU = 1/2-13



- Mounts on the extrusion end or side
- End mount requires tapping service

**RECOMMENDED HARDWARE:**


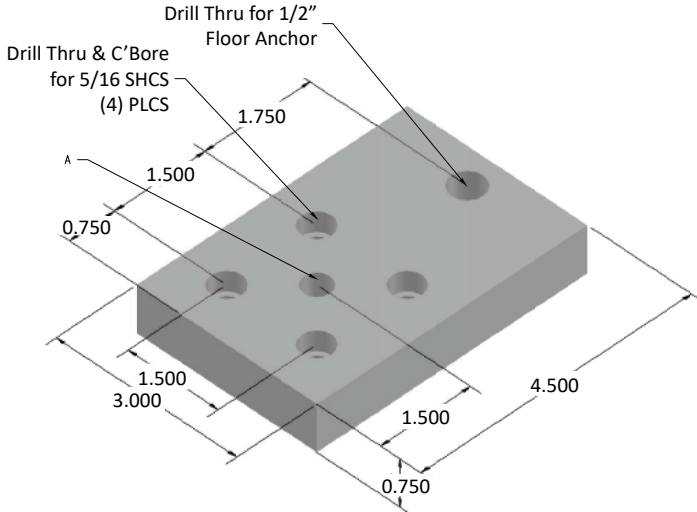
**T-SLOT MOUNT**

QTY	DESCRIPTION	PART NO.
4	5/16-18 x 7/8 SHCS	13FA3327
4	5/16-18 ECONOMY T-NUT	15FA3501

**RECOMMENDED HARDWARE:**

**END MOUNT**

QTY	DESCRIPTION	PART NO.
4	5/16-18 x 7/8 SHCS	13FA3327



**15BP2585**

3.0" x 3.0" BASE PLATE  
'A' TAP THRU = 3/8-16

**15BP2563\*** (non-stock)


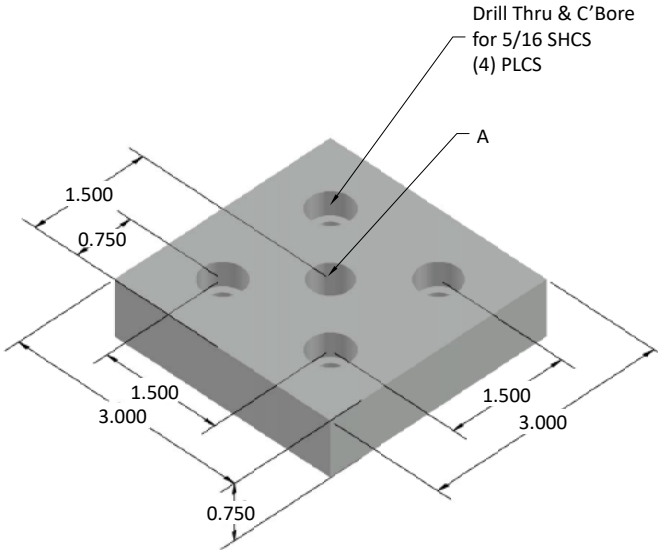
3.0" x 3.0" BASE PLATE  
'A' TAP THRU = 7/16-14

**15BP2583**

3.0" x 3.0" BASE PLATE  
'A' TAP THRU = 1/2-13

**15BP2587\*** (non-stock)

3.0" x 3.0" BASE PLATE  
'A' TAP THRU = 3/4-10



- Mounts on the extrusion end or side
- End mount requires tapping service

**RECOMMENDED HARDWARE:**

**T-SLOT MOUNT**

QTY	DESCRIPTION	PART NO.
4	5/16-18 x 7/8 SHCS	13FA3327
4	5/16-18 ECONOMY T-NUT	15FA3501




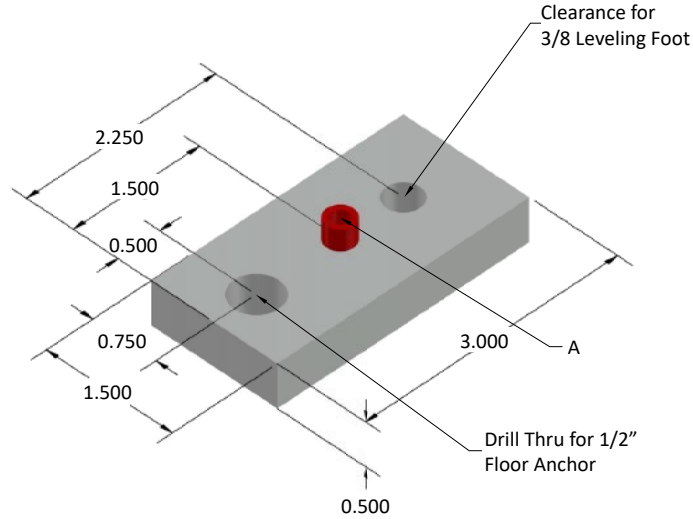
**RECOMMENDED HARDWARE:**  
**END MOUNT**

QTY	DESCRIPTION	PART NO.
4	5/16-18 x 7/8 SHCS	13FA3327

# 15 SERIES FLOOR TO FRAME

## 15BP2553

1.5" x 3.0" FLOOR ANCHORING BASE PLATE



- End mount requires tapping service
- 5/16" spring pin for proper alignment

No hardware necessary - Leveling foot secures the base plate to the extrusion.

## 15BP2588\* (non-stock)


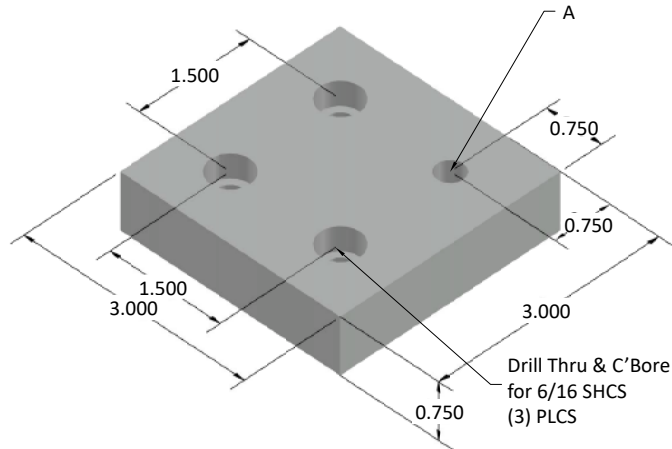
CORNER BASE PLATE  
'A' TAP THRU = 1/2-13

## 15BP2589\* (non-stock)

CORNER BASE PLATE  
'A' TAP THRU = 7/16-14

## 15BP2590\* (non-stock)

CORNER BASE PLATE  
'A' TAP THRU = 3/4-10




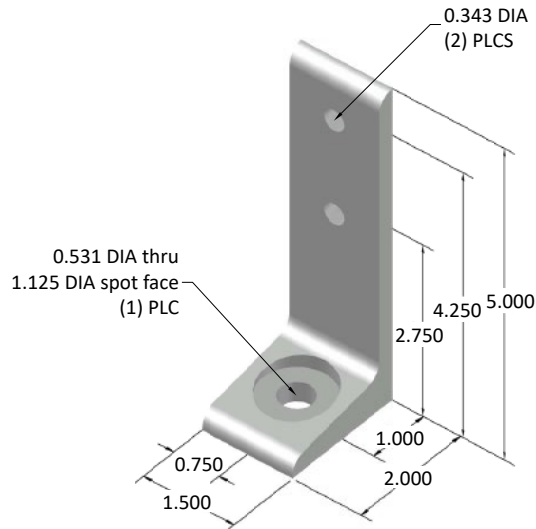
### RECOMMENDED HARDWARE:

#### T-SLOT MOUNT

QTY	DESCRIPTION	PART NO.
3	5/16-18 x 7/8 SHCS	13FA3327
3	5/16-18 ECONOMY T-NUT	15FA3501

## 15FF5814

1.5" FLOOR MOUNT FOOT


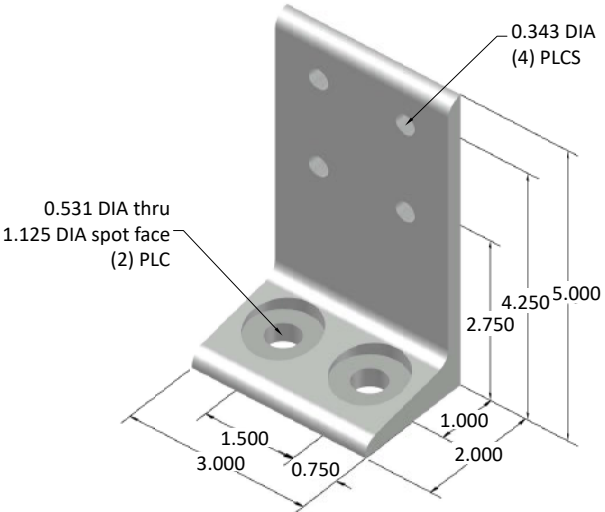


### RECOMMENDED HARDWARE

QTY	DESCRIPTION	PART NO.
2	5/16-18 x 5/8 FBHSCS	13FA3331
1	5/16-18 DOUBLE T-NUT	15FA3502
1	1/2 X 3-3/4 FLOOR ANCHOR	13FA3377

**15FF5816**

3.0" FLOOR MOUNT FOOT


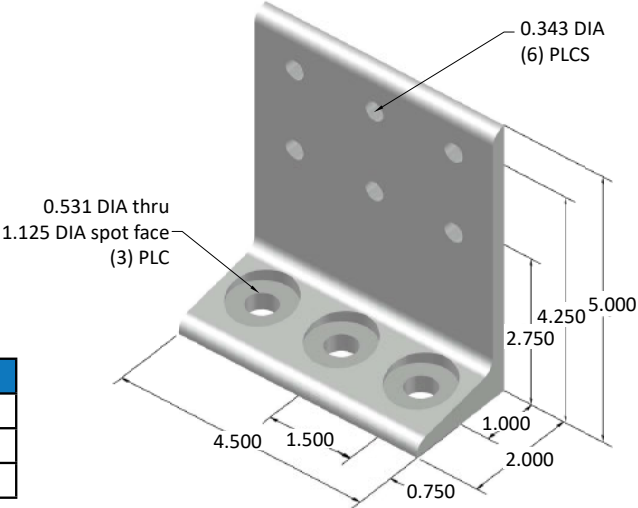


**RECOMMENDED HARDWARE**

QTY	DESCRIPTION	PART NO.
4	5/16-18 x 5/8 FBHSCS	13FA3331
2	5/16-18 DOUBLE T-NUT	15FA3502
2	1/2 x 3-3/4 FLOOR ANCHOR	15FA3377

**15FF5815\* (non-stock)**

4.5" FLOOR MOUNT FOOT


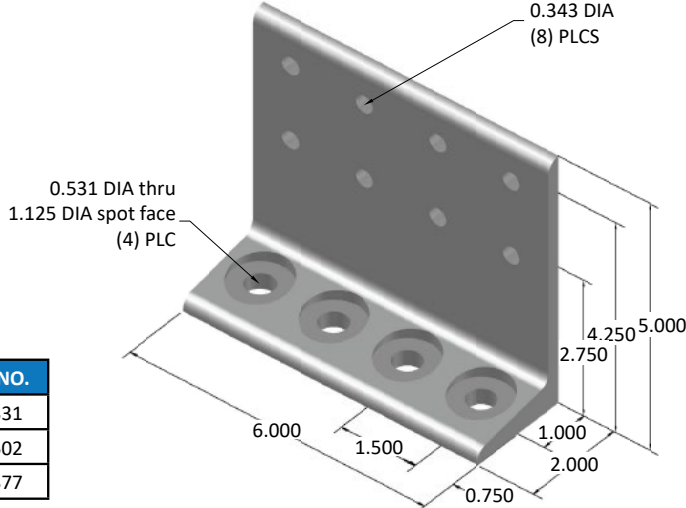


**RECOMMENDED HARDWARE**

QTY	DESCRIPTION	PART NO.
6	5/16-18 x 5/8 FBHSCS	13FA3331
3	5/16-18 DOUBLE T-NUT	15FA3502
3	1/2 x 3-3/4 FLOOR ANCHOR	13FA3377

**15FF5818\* (non-stock)**

6.0" FLOOR MOUNT FOOT



**RECOMMENDED HARDWARE**

QTY	DESCRIPTION	PART NO.
8	5/16-18 x 5/8 FBHSCS	13FA3331
4	5/16-18 DOUBLE T-NUT	15FA3502
4	1/2 x 3-3/4 FLOOR ANCHOR	13FA3377

# 15 SERIES FLOOR TO FRAME


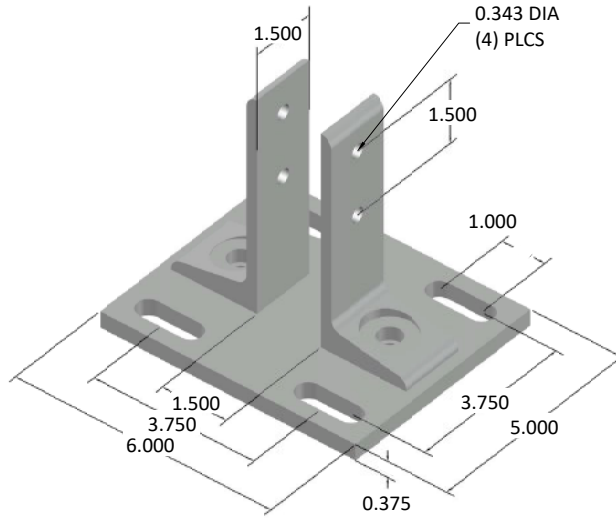
## 15FF5835

1.5" x 1.5" DELUXE FLOOR MOUNT BASE PLATE

- Provides greater stability
- Securely mounts frame to the floor
- Base plate slots provide easy adjustment

### RECOMMENDED HARDWARE

QTY	DESCRIPTION	PART NO.
4	5/16-18 x 5/8 FBHSCS	13FA3331
2	5/16-18 DOUBLE T-NUT	15FA3502
4	1/2 x 3-3/4 FLOOR ANCHOR	13FA3377




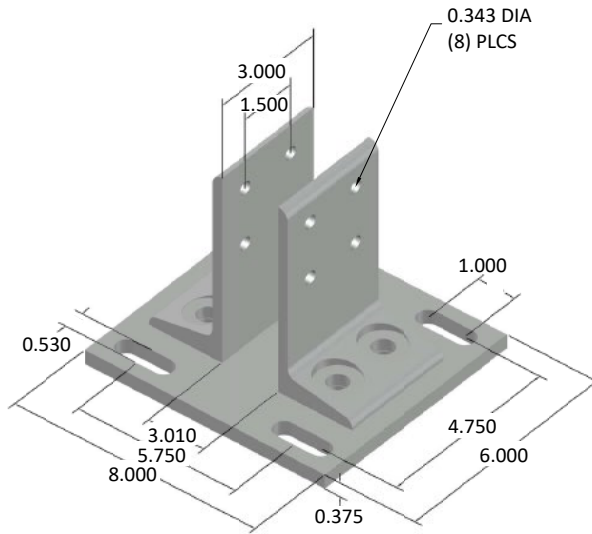
## 15FF5830

1.5" x 3.0" DELUXE FLOOR MOUNT BASE PLATE

- Provides greater stability
- Securely mounts frame to the floor
- Base plate slots provide easy adjustment

### RECOMMENDED HARDWARE

QTY	DESCRIPTION	PART NO.
8	5/16-18 x 5/8 FBHSCS	13FA3331
4	5/16-18 DOUBLE T-NUT	15FA3502
4	1/2 x 3-3/4 FLOOR ANCHOR	13FA3377




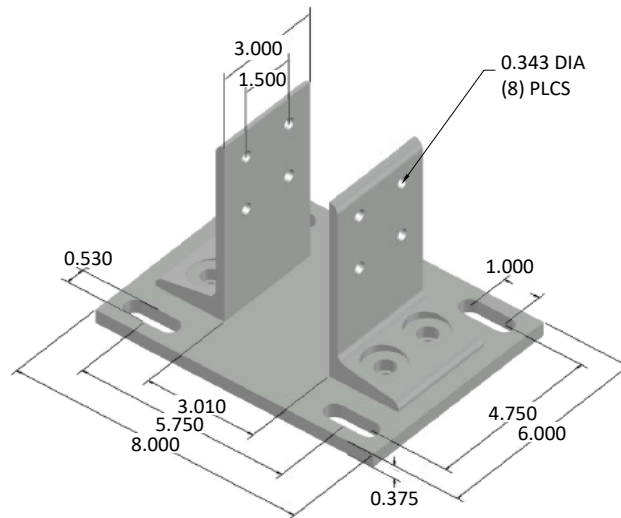
## 15FF5833

3.0" x 3.0" DELUXE FLOOR MOUNT BASE PLATE

- Provides greater stability
- Securely mounts frame to the floor
- Base plate slots provide easy adjustment

### RECOMMENDED HARDWARE

QTY	DESCRIPTION	PART NO.
8	5/16-18 x 5/8 FBHSCS	13FA3331
4	5/16-18 DOUBLE T-NUT	15FA3502
4	1/2 x 3-3/4 FLOOR ANCHOR	13FA3377




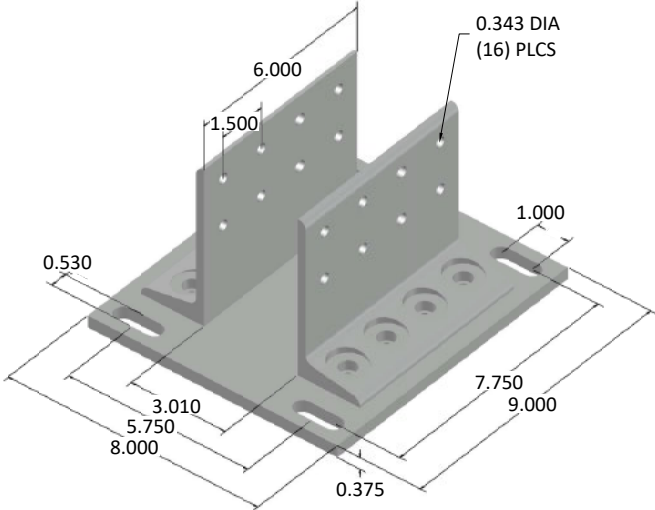
**15FF5838\*** (non-stock)

3.0" x 6.0" DELUXE FLOOR MOUNT BASE PLATE

- Provides greater stability
- Securely mounts frame to the floor
- Base plate slots provide easy adjustment

**RECOMMENDED HARDWARE**

QTY	DESCRIPTION	PART NO.
16	5/16-18 x 5/8 FBHSCS	13FA3331
8	5/16-18 DOUBLE T-NUT	15FA3502
4	1/2 x 3-3/4 FLOOR ANCHOR	13FA3377





# SECTION 9

## 13 SERIES ACCESSORIES



# 13 SERIES ACCESSORIES

## 13CA8100

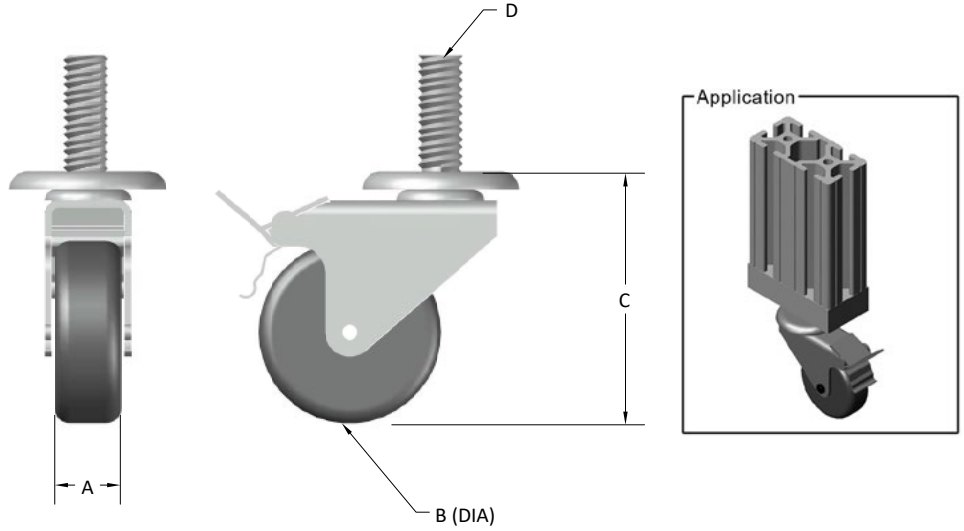
2" THREADED STEM CASTER W/ BRAKE

Capacity.....75 lbs.  
Wheel Color.....Black  
Oil Resistance....Average

## 13CA8101

5" THREADED STEM CASTER W/ BRAKE

Capacity.....125 lbs.  
Wheel Color.....Black  
Oil Resistance....Average



- Cushionex Supreme wheel material
- Derlin wheel bearings
- Factory lubricated raceways
- Requires base plate

PART NO.	A	B	C	D
13CA8100	.8650	2.00	2.50	3/8-16 x 1.5"
13CA8101	1.00	5.00	5.75	7/16-14 x 1.5"

## 13CA8102

4" SWIVEL CASTER W/ BRAKE

## 13CA8103

4" RIGID CASTER W/O BRAKE

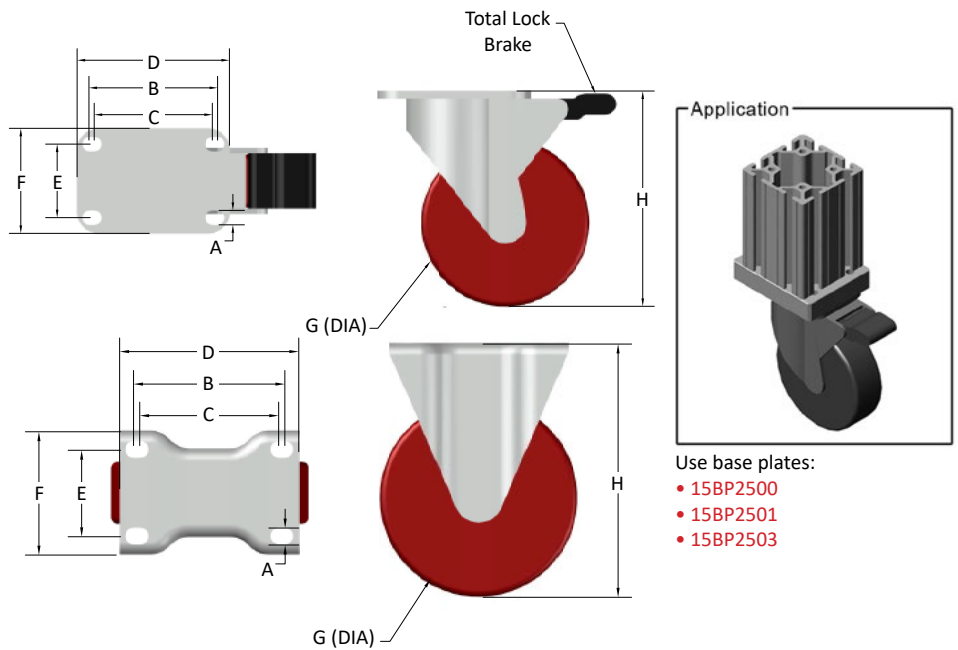
## 13CA8115\* (non-stock)

5" SWIVEL CASTER W/ BRAKE

## 13CA8116\* (non-stock)

5" RIGID CASTER W/O BRAKE

Capacity.....275 lbs.  
Wheel Color.....Dark red  
Oil Resistance....Good



Use base plates:

- 15BP2500
- 15BP2501
- 15BP2503

- Polyurethane Hi-Tech wheel material
- Hardened bushings
- Grease fittings for wheel bearings

### RECOMMENDED HARDWARE

QTY	DESCRIPTION	PART NO.
4	5/16-18 x 5/8 SHCS	13FA3325

PART NO.	A	B	C	D	E	F	G	H
13CA8102	.340	3.00	2.75	3.625	1.75	2.375	4.00	5.13
13CA8103	.340	3.06	2.81	3.625	1.75	2.484	4.00	5.13
13CA8115	.340	3.06	2.81	3.625	1.75	2.672	5.00	6.13
13CA8116	.340	3.06	2.81	3.625	1.75	2.484	5.00	6.13

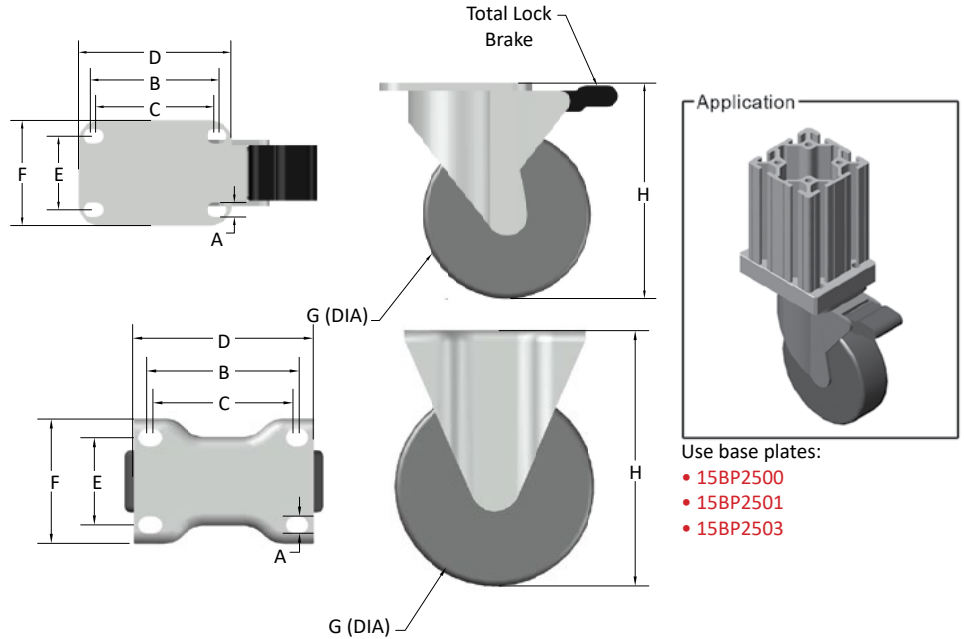
**13CA8108\*** (non-stock)

5" SWIVEL CASTER W/ BRAKE

**13CA8110\*** (non-stock)

5" RIGID CASTER W/O BRAKE

Capacity.....325 lbs.  
Wheel Color.....Gray  
Oil Resistance....Good



Use base plates:  
• 15BP2500  
• 15BP2501  
• 15BP2503

- Performa rubber material
- Grease fittings for wheel bearings

**RECOMMENDED HARDWARE**

QTY	DESCRIPTION	PART NO.
4	5/16-18 x 5/8 SHCS	13FA3325

PART NO.	A	B	C	D	E	F	G	H
13CA8108	.340	3.06	2.81	3.625	1.75	2.375	5.00	6.19
13CA8110	.340	3.06	2.81	3.625	1.75	2.50	5.00	6.19

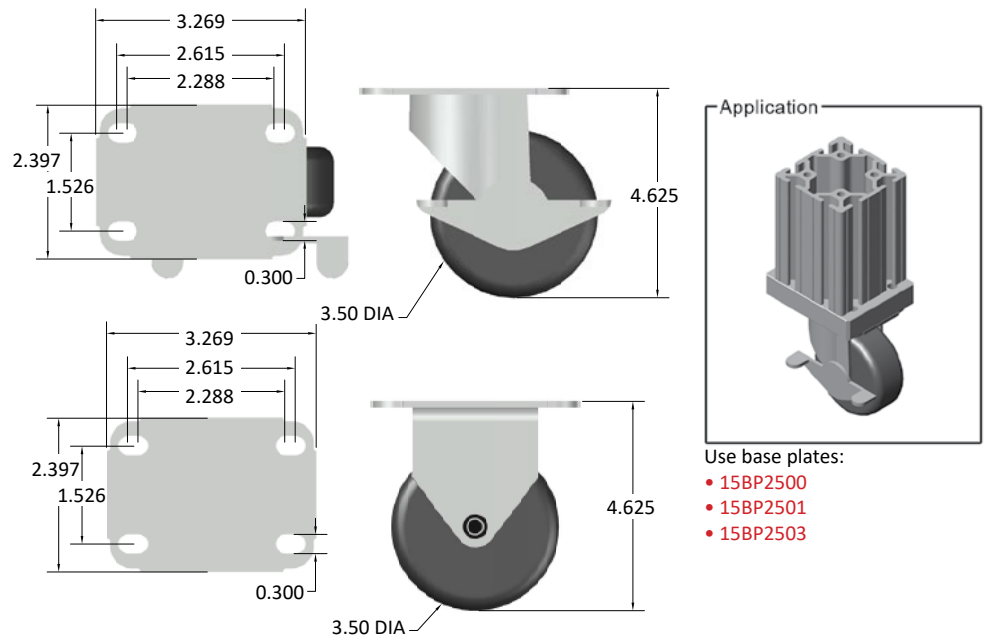
**13CA8113**

3.5" SWIVEL CASTER W/ BRAKE

**13CA8114\*** (non-stock)

3.5" RIGID CASTER W/O BRAKE

Capacity.....250 lbs.  
Wheel Color..... Gray  
Oil Resistance....Good



Use base plates:  
• 15BP2500  
• 15BP2501  
• 15BP2503

- Performa rubber material
- Grease fittings for wheel bearings

**RECOMMENDED HARDWARE**

QTY	DESCRIPTION	PART NO.
4	5/16-18 x 5/8 SHCS	13FA3325

# 13 SERIES ACCESSORIES

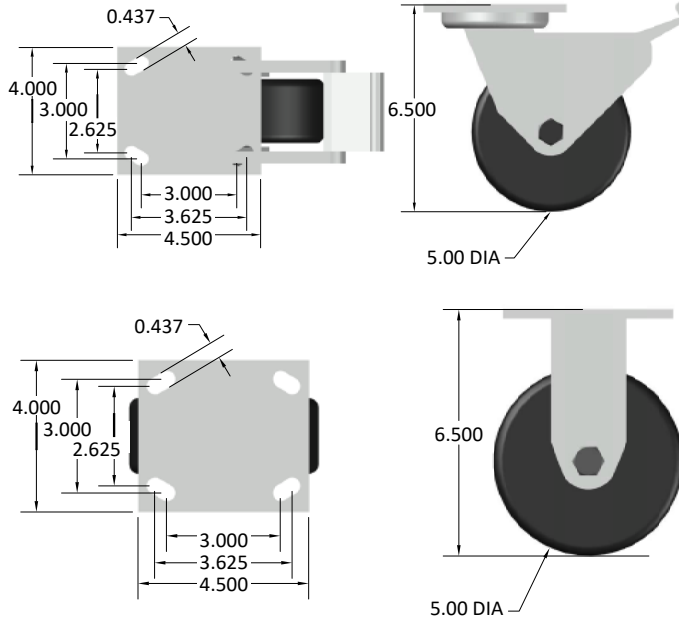
## 13CA8104\* (non-stock)

5" HEAVY DUTY SWIVEL CASTER W/ BRAKE

## 13CA8106\* (non-stock)

5" RIGID CASTER W/O BRAKE

Capacity.....375 lbs.  
 Wheel Color.....Black  
 Oil Resistance....Average



- Performa rubber
- Roller bearings
- Grease fittings for bearings and raceways

### RECOMMENDED HARDWARE

QTY	DESCRIPTION	PART NO.
4	3/8-16 x 3/4 SHCS	13FA3340

## 13CA8105\* (non-stock)

5" HEAVY DUTY SWIVEL CASTER

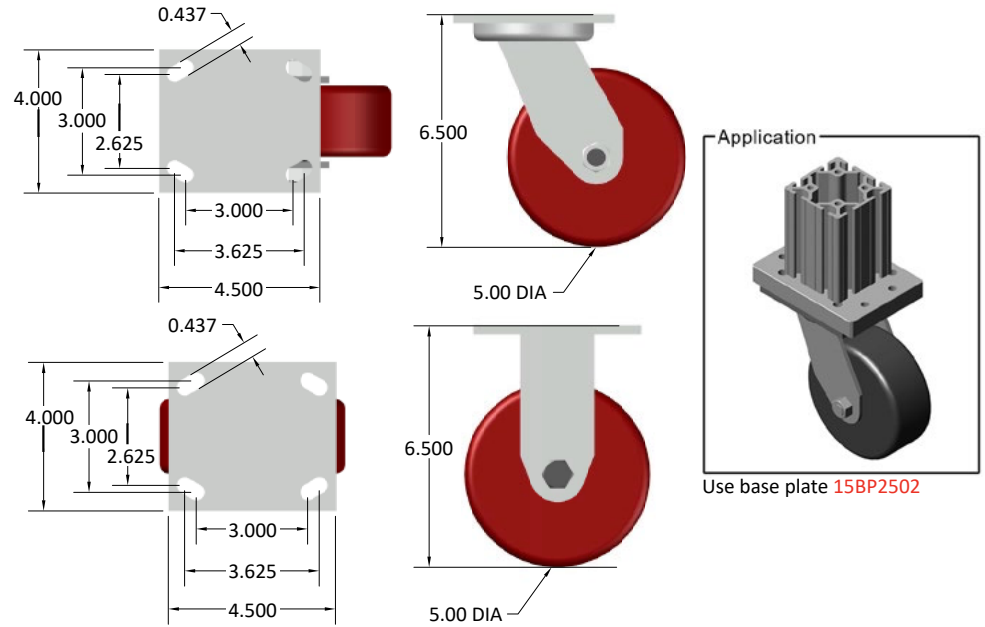
## 13CA8107\* (non-stock)

5" RIGID CASTER W/O BRAKE

## 13CA8145\* (non-stock)

TOTAL LOCK BRAKE KIT

Capacity.....900 lbs.  
 Wheel Color.....Dark red  
 Oil Resistance....Good



- Moldon polyurethane wheel
- Aluminum core and roller bearings
- Grease fittings for bearings and swivel raceways


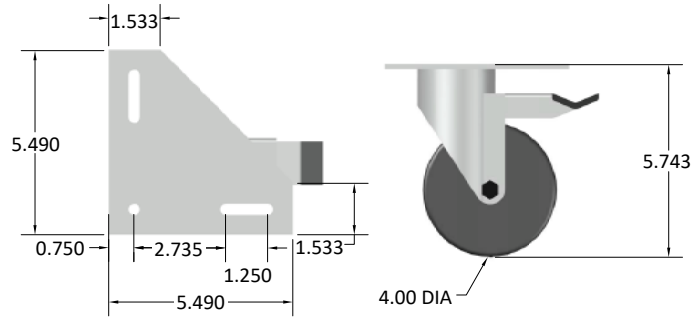
### RECOMMENDED HARDWARE

QTY	DESCRIPTION	PART NO.
4	3/8-16 x 3/4 SHCS	13FA3340

### 13CA8118

4" TRIANGLE TOP PLATE CASTER W/ BRAKE

Capacity.....250 lbs.  
 Wheel Color.....Gray  
 Oil Resistance....Good



- No base plate required

#### RECOMMENDED HARDWARE

QTY	DESCRIPTION	PART NO.
3	5/16-18 x 5/8 SHCS	13FA3325
3	5/16-18 WASHER	13FA3700
3	5/16-18 ECONOMY T-NUT	15FA3501

### 13CA8120\* (non-stock)


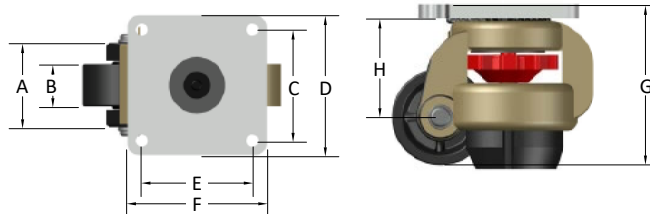
2" LEVELING CASTER W/ BASE PLATE

Capacity.....300 lbs.

### 13CA8124\* (non-stock)

3" LEVELING CASTER W/ BASE PLATE

Capacity.....600 lbs.



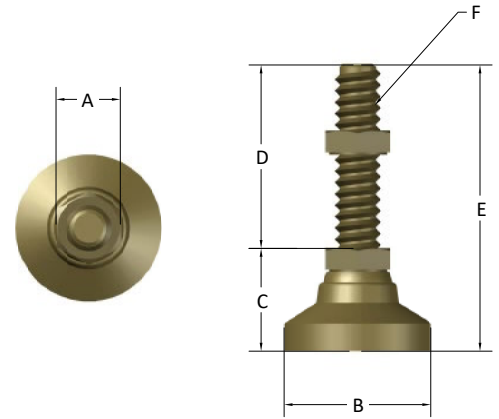

- Base plate included
- Quickly convert stationary to mobile
- End or side-mount compatible
- High grade nylon wheels
- Rubber pad for vibration control
- Die cast aluminum frame
- 360° motion

PART NO.	A	B	C	D	E	F	G	H
13CA8120	1.73	.87	2.28	2.87	2.28	2.87	3.27	1.97
13CA8124	2.40	1.14	2.76	3.54	2.76	3.54	4.02	2.44

# 13 SERIES ACCESSORIES

## Deluxe Leveling Feet

- 20° pivot accommodates for uneven floors or slight inclines
- 10 and 15 Series compatible
- Jam nut included
- Yellow zinc finish

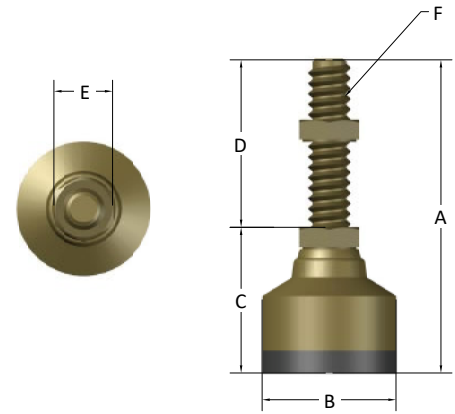


PART NO.	A	B	C	D	E	F	CAPACITY
13FF8117	.50	1.00	.68	1.25	1.93	1/4-20	1000 LBS
13FF8126	.62	1.25	.82	2.00	2.82	5/16-18	2500 LBS
13FF8118	.60	1.25	.87	2.00	2.87	3/8-16	3750 LBS
13FF8122	.72	1.88	1.10	2.00	3.10	1/2-13	5000 LBS
13FF8131	.72	1.87	1.13	4.00	5.13	1/2-13	5000 LBS
13FF8119	1.06	3.00	1.50	1.75	3.25	3/4-10	7400 LBS
13FF8129	.38	.75	.53	1.05	1.58	M6x1.0	315 LBS
13FF8128	.50	.90	.78	1.26	2.73	M8x1.25	450 LBS
13FF8132	.63	1.25	1.13	2.00	2.87	M10x1.5	1700 LBS
13FF8133	.75	1.88	1.110	2.00	1.95	M12x1.75	2250 LBS

## Anti-Vibration Leveling Feet\* (non-stock)



- 20° pivot accommodates for uneven floors or slight inclines
- Rubber anti-vibration pad
- Great for frames with moving parts
- Yellow zinc finish

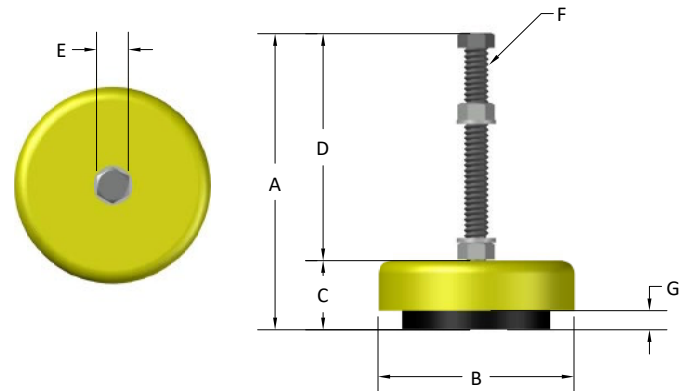


PART NO.	A	B	C	D	E	F	CAPACITY
13FF8115	3.50	1.25	1.50	2.00	.625	3/8-16	100 LBS
13FF8116	3.75	1.88	1.75	2.00	.750	1/2-13	240 LBS
13FF8120	4.13	3.00	2.13	2.00	1.06	3/4-10	650 LBS

## Mighty Mount™ Leveling Pad\* (non-stock)



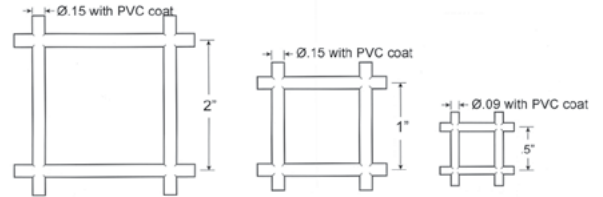
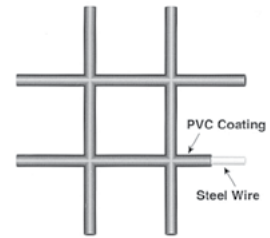

- Black elastomer anti-vibration pad
- Reduces vibration transmission
- Great for frames with moving parts
- Zinc plated hardware
- Safety yellow finish



PART NO.	A	B	C	D	E	F	G	CAPACITY
13FF8113	4.50	5.00	1.50	3.00	0.56	3/8-16	0.45	300 LBS
13FF8114	6.50	5.00	1.50	5.00	0.75	1/2-13	0.45	1500 LBS

**Wire Mesh Panels**

- Permits air, light and sound transmission for safe monitoring of machines
- Build OSHA-compliant machine enclosures and perimeter guards quickly
- Galvanized welded steel wire core with fuse-bonded PVC coating
- Compatible with all Faztek extrusions




**PVC Coated Wire Mesh**

PART NO.	DESCRIPTION	WIRE	LBS/SQ. FT.
13PA8320	1" x 1" BLACK - 48" x 96"	12 ga.	.50
13PA8321	1" x 1" YELLOW - 48" x 96"	12 ga.	.50
13PA8322	1/2" x 1/2" BLACK - 48" x 96"	14 ga.	.650
13PA8324	1/2" x 1/2" YELLOW - 48" x 96"	14 ga.	.650
13PA8326	2" x 2" BLACK - 48" x 96"	12 ga.	1.30

**Plastic Panels**

**Polycarbonate Panels**

PART NO.	DESCRIPTION	LBS/SQ. FT.
13PA8309	1/4" CLEAR - 48" x 96"	1.50
13PA8310	3/16" CLEAR - 48" x 96"	1.15
13PA8311	1/4" BRONZE - 48" x 96"	1.50
13PA8312	3/16" BRONZE - 48" x 96"	1.15



**ABS Panels**

PART NO.	DESCRIPTION	LBS/SQ. FT.
13PA8313	1/4" BLACK - 96" x 48"	1.70
13PA8314	3/16" BLACK - 96" x 48"	1.00

**3mm Expanded PVC Panels\* (non-stock)**

PART NO.	DESCRIPTION	LBS/SQ. FT.
13PA8344	3mm BLACK - 48" x 96"	1.50
13PA8345	3mm GRAY - 48" x 96"	1.15
13PA8346	3mm YELLOW - 48" x 96"	1.50
13PA8347	3mm WHITE - 48" x 96"	1.15

**6mm Expanded PVC Panels\* (non-stock)**

PART NO.	DESCRIPTION	LBS/SQ. FT.
13PA8340	6mm BLACK - 48" x 96"	1.45
13PA8341	6mm GRAY - 48" x 96"	.84
13PA8342	6mm YELLOW - 48" x 96"	1.45
13PA8343	6mm WHITE - 48" x 96"	.84
13CP0082	6mm BLUE - 48" x 96"	



**Speciality Panels**


PART NO.	DESCRIPTION	LBS/SQ. FT.
13PA8380	3/4" WHITE - 48" x 96"	
13PA8386	3/4" OAK - 48" x 96"	

## 13 SERIES ACCESSORIES

### Panel Size Selection

Use the following information to select the correct size panel for use inside the t-slot.

- **10 Series frames:** Add .500" to the length and width of inside frame dimensions
- **15 Series frames:** Add .750" to the length and width of inside frame dimensions
- **15EX1515UL/15QE1515UL frames:** Add .875" to the length and width of inside frame dimensions



### Panel Area Calculation Chart

To select a properly sized panel, round both the length and width of the panel up to the next 6" increment and use the following chart to calculate the square footage.

	6"	12"	18"	24"	30"	36"	42"	48"	54"	60"
6"	.25	.50	.75	1.00	1.25	1.50	1.75	2.00	2.25	2.50
12"	.50	1.00	1.50	2.00	2.50	3.00	3.50	4.00	4.50	5.00
18"	.75	1.50	2.25	3.00	3.75	4.50	5.25	6.00	6.75	7.50
24"	1.00	2.00	3.00	4.00	5.00	6.00	7.00	8.00	9.00	10.00
30"	1.25	2.50	3.75	5.00	6.25	7.50	8.75	10.00	11.25	12.50
36"	1.50	3.00	4.50	6.00	7.50	9.00	10.50	12.00	13.50	15.00
42"	1.75	3.50	5.25	7.00	8.75	10.50	12.25	14.00	15.75	17.50
48"	2.00	4.00	6.00	8.00	10.00	12.00	14.00	16.00	18.00	20.00
54"	2.25	4.50	6.75	9.00	11.25	13.50	15.75	18.00	20.25	22.50
60"	2.50	5.00	7.50	10.00	12.50	15.00	17.50	20.00	22.50	25.00
66"	2.75	5.50	8.25	11.00	13.00	16.50	19.25	22.00	24.75	27.50
72"	3.00	6.00	9.00	12.00	15.00	18.00	21.00	24.00	27.00	30.00
78"	3.25	6.50	9.75	13.00	16.25	19.50	22.75	26.00	29.25	32.50
84"	3.50	7.00	10.50	14.00	17.50	21.00	24.50	28.00	31.50	35.00
90"	3.75	7.50	11.25	15.00	18.75	22.50	26.25	30.00	33.75	37.00
96"	4.00	8.00	12.00	16.00	20.00	24.00	28.00	32.00	36.00	40.00
102"	4.25	8.50	12.75	17.00	21.25	25.50	29.75	34.00	38.25	42.00
108"	4.50	9.00	13.50	18.00	22.50	27.00	31.50	36.00	40.50	45.00

**Universal Panel & Wire Machining Services**

- Contact Faztek to request a standard panel template
- Please submit a drawing with any panel machining
- Custom machined panels are available

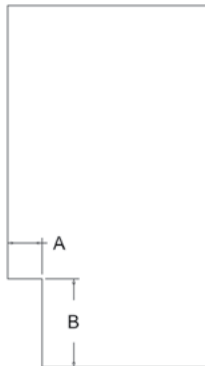


PART NO.	DESCRIPTION
13MA9080	CUTTING PLASTIC / WIRE ALL SIDES LESS THAN 48"
13MA9081	CUTTING PLASTIC / WIRE ANY SIDE GREATER THAN 48"
10/15MA9083	ANCHOR FASTENER NOTCH FOR PANEL / WIRE (CHOOSE SERIES)
10/15MA9084	END FASTENER NOTCH FOR PANEL / WIRE (CHOOSE SERIES)
10/15MA9085	EXTRUSION CLEARANCE NOTCH FOR PANEL / WIRE (CHOOSE SERIES)
13MA9088	DRILL THRU ON PLASTIC PANEL (UP TO .50 DIA HOLES)
13MA9089	90° CUTOUTS FOR PANEL / WIRE
13MA9090	DRILL / TAP THRU PLASTIC PANEL (UP TO 7/16-14 TAP THRU)
13MA9091	DRILL / C-SINK FOR PLASTIC PANEL (UP TO 5/16 C-SINK)
13MA9092	DRILL THRU ON PLASTIC PANEL (.501 DIA TO 5.00 DIA HOLES)
13MA9094	EXTRUSION PROFILE NOTCH FOR PANEL / WIRE
15MA9097	EXTRUSION CLEARANCE NOTCH FOR PANEL / WIRE (UL MATERIAL)

**Universal Panel & Wire Machining Services**

**Notch for Anchor Fastener**

SERIES	A	B
15 SERIES	.63	1.63
10 SERIES	.56	1.00



**Notch for End Fastener**

SERIES	A	B
15 SERIES	.63	.63
10 SERIES	.56	.56



**Notch for Extrusion Clearance**

SERIES	A	B
15 SERIES	.63	.63
10 SERIES	.56	.56



**Notch for Tri-Corner**

SERIES	A	B
15 SERIES	.50	.50
10 SERIES	.34	.34



**Notch for Extrusion Profile**

SERIES	A	B
15 SERIES	Ext + .56	Ext + .56
10 SERIES	Ext + .56	Ext + .56



## 13 SERIES ACCESSORIES

### Panel Machining for hinges, handles, panel retainers and panel mount blocks

PART NO.	DESCRIPTION	SPACING	FROM EDGE	HOLE DIA.
10AC7810	1" PANEL RETAINER	N/A	.86	.312
10AC7814	2" PANEL RETAINER	1.00	.86	.312
10HI8215	PLASTIC ADJUSTABLE HINGE	1.25	.44	.312
13AC7300	SMALL PLASTIC HANDLE	3.68	1.50	.312
13AC7301	MEDIUM PLASTIC HANDLE	4.60	1.50	.375
13AC7302	LARGE PLASTIC HANDLE	7.05	1.50	.375
13AC7305	STEEL DOOR HANDLE	3.00	1.00	.203
15AC7110	1.5" PANEL RETAINER	N/A	1.28	.375
15AC7110	1.5" PANEL RETAINER (USING 'UL' PROFILE)	N/A	1.34	.375
15AC7113	1.5" PANEL RETAINER	1.50	1.28	.375
15AC7113	1.5" PANEL RETAINER (USING 'UL' PROFILE)	1.50	1.34	.375
15HI8515	PLASTIC ADJUSTABLE HINGE	1.87	.69	.375



When using door track, subtract .500" from inside dimensions



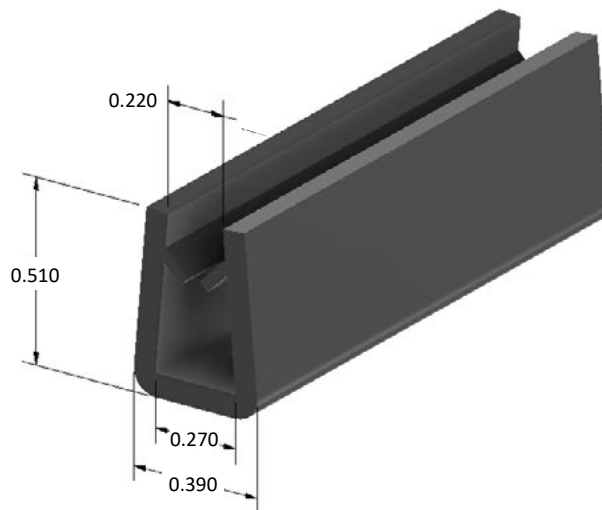

When using panel mount blocks, subtract .060" from each side of the panel



When using panel stiffener, subtract 1.00" from panel height to determine length of panel stiffener

## 13AC7702

WIRE SAFETY EDGING MATERIAL


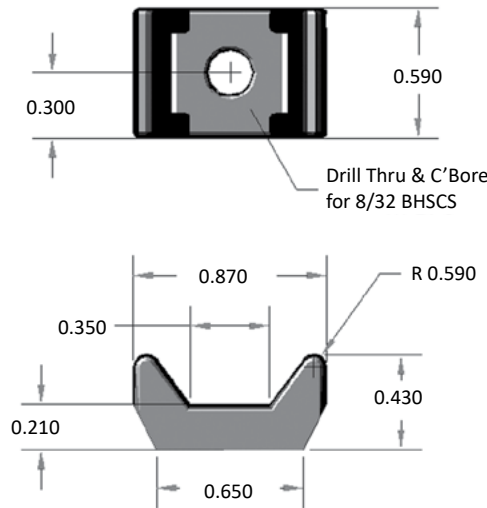


### SOLD BY THE FOOT

- Easy to install
- Prevents injuries
- Flexible & durable
- Black PVC shell w/ metal core


# 13AC7309

UNIVERSAL CABLE TIE BLOCK



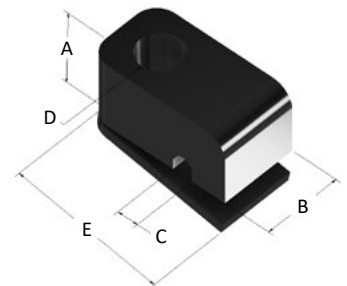
- Hardware included
- Fiberglass reinforced black nylon
- No holes to drill
- Easy to install

## Tube Clamps: Single and Double Slot\* (non-stock)




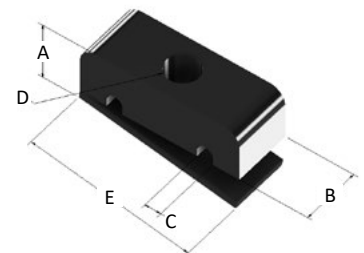
### Single Slot Tubing Clamps

PART NO.	SIZE	A	B	C	D	E	F	G	H	J	K	L
13AC7500	1/8"	.88	N/A	.61	.12	.13	.47	.25	.25	N/A	.41	.27
13AC7501	1/4"	.88	N/A	.61	.24	.25	.47	.25	.24	N/A	.41	.27
13AC7502	3/8"	1.06	N/A	.73	.36	.38	.63	.25	.27	N/A	.59	.34
13AC7503	1/2"	1.34	N/A	.88	.59	.50	.78	.25	.25	N/A	.97	.47
13AC7504	3/4"	1.66	N/A	1.04	.75	.75	.78	.25	.25	N/A	1.19	.62
13AC7505	1"	1.66	N/A	1.01	.95	1.00	.78	.25	.25	N/A	1.19	.65



### Double Slot Tubing Clamps

PART NO.	SIZE	A	B	C	D	E	F	G	H	J	K	L
13AC7506	1/8"	N/A	1.22	N/A	.12	.13	.47	.25	.25	.61	.41	.27
13AC7507	1/4"	N/A	1.22	N/A	.24	.25	.47	.25	.24	.61	.41	.27
13AC7508	3/8"	N/A	1.66	N/A	.36	.38	.63	.25	.27	.83	.59	.34
13AC7509	1/2"	N/A	2.09	N/A	.59	.50	.78	.25	.25	1.09	.97	.47
13AC7510	3/4"	N/A	2.75	N/A	.75	.75	.78	.25	.25	1.38	1.19	.62
13AC7511	1"	N/A	2.75	N/A	.95	1.00	.78	.25	.25	1.38	1.19	.65



### RECOMMENDED HARDWARE

EXTRUSION SERIES	13AC7500 13AC7506	13AC7501 13AC7507	13AC7502 13AC7508	13AC7503 13AC7509	13AC7504 13AC7510	13AC7505 13AC7511
10	13FA3305	13FA3305	13FA3311	13FA3334	13FA3360	13FA3362
15	13FA3305	13FA3311	13FA3306	13FA3334	13FA3360	13FA3362


10 Series: Recommend (1) 10FA3121 with each bolt and tube clamp

15 Series: Recommend (1) 15FA3506 with each bolt and tube clamp

## 13 SERIES ACCESSORIES

### 13AC8700\* (non-stock)

SOUND ABSORBING MATERIAL




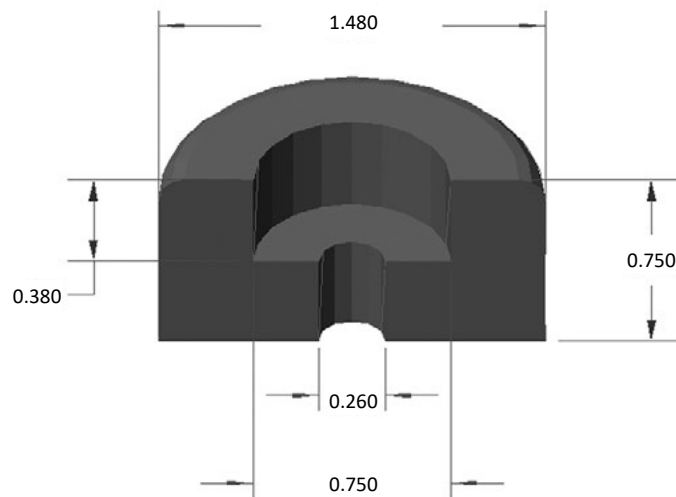
Sound enclosure application

**SOLD BY THE FOOT AT A STOCK WIDTH = 54.0"**

- 1" thick flat foam material
- Self-adhesive backing
- Ideal for sound enclosures

### 13AC7268

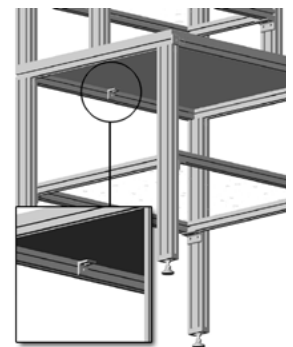
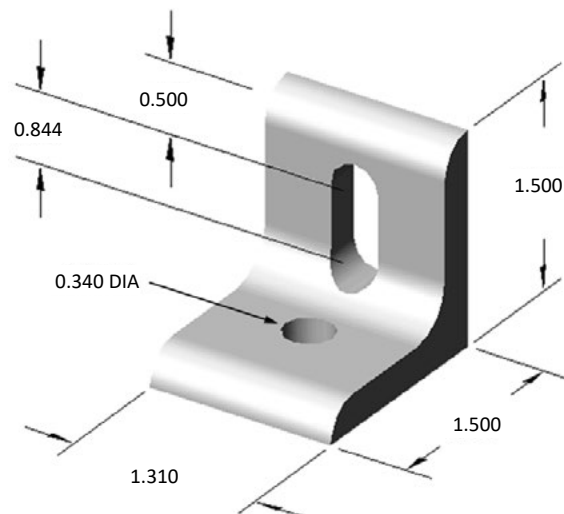
RUBBER STOP



- 1/4-20 Hardware included
- Bolts to extrusion
- Black rubber material
- Used for shock mounts
- Vibration damper

### 13AC7816


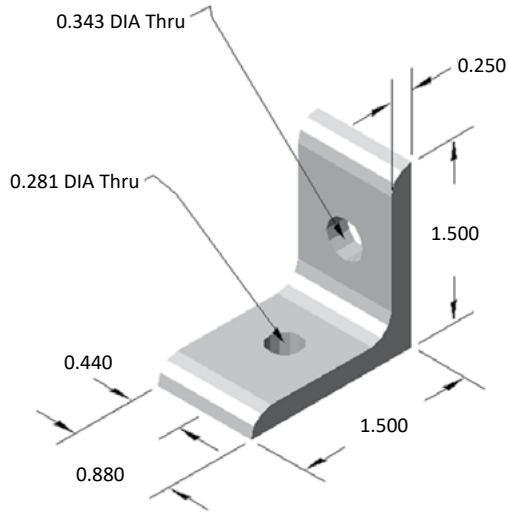
TABLE TOP MOUNTING BRACKET



- 15s Hardware included
- Hex head wood screw for top

**13CB5000\*** (non-stock)

2 HOLE TRANSITION INSIDE CORNER BRACKET


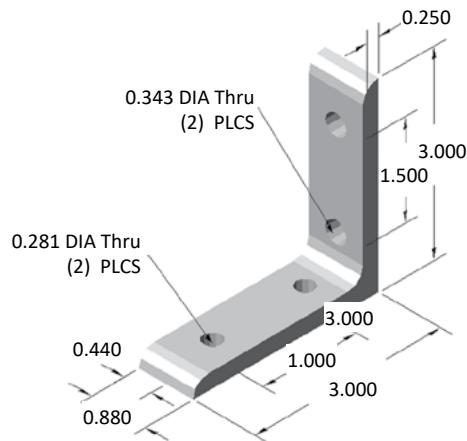


**RECOMMENDED HARDWARE**

QTY	DESCRIPTION	PART NO.
1	5/16-18 x 5/8 FBHSCS	13FA3331
1	5/16-18 ECONOMY T-NUT	15FA3501
1	1/4-20 x 1/2 FBHSCS	13FA3309
1	1/4-20 x ECONOMY T-NUT	10FA3121

**13CB5001\*** (non-stock)

4 HOLE TRANSITION INSIDE CORNER BRACKET


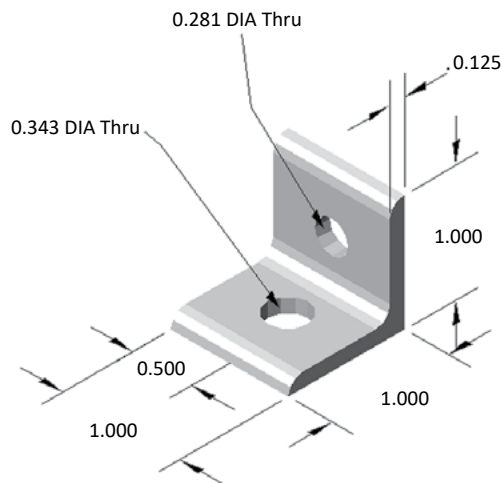


**RECOMMENDED HARDWARE**

QTY	DESCRIPTION	PART NO.
2	5/16-18 x 5/8 FBHSCS	13FA3331
2	5/16-18 ECONOMY T-NUT	15FA3501
2	1/4-20 x 1/2 FBHSCS	13FA3309
2	1/4-20 x ECONOMY T-NUT	10FA3121

**13CB5002**

2 HOLE TRANSITION INSIDE CORNER BRACKET



**RECOMMENDED HARDWARE**

QTY	DESCRIPTION	PART NO.
1	5/16-18 x 1/2 FBHSCS	13FA3330
1	5/16-18 ECONOMY T-NUT	15FA3501
1	1/4-20 x 3/8 FBHSCS	13FA3308
1	1/4-20 x ECONOMY T-NUT	10FA3121

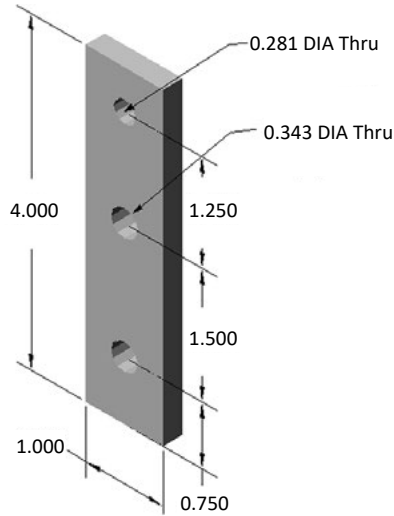
## 13 SERIES ACCESSORIES

### 13JP6000\* (non-stock)

3 HOLE TRANSITION JOINING STRIP

#### RECOMMENDED HARDWARE

QTY	DESCRIPTION	PART NO.
2	5/16-18 x 5/8 FBHSCS	13FA3331
2	5/16-18 ECONOMY T-NUT	15FA3501
1	1/4-20 x 1/2 FBHSCS	13FA3309
1	1/4-20 x ECONOMY T-NUT	10FA3121

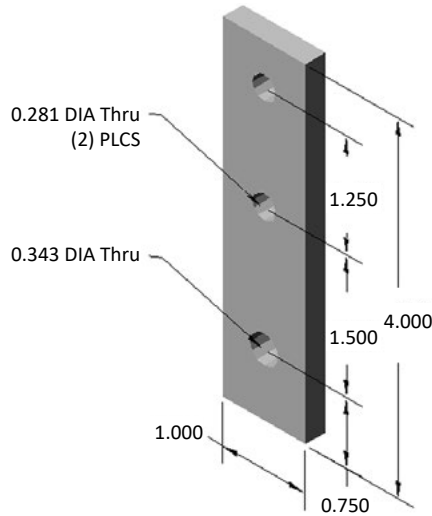


### 13JP6001\* (non-stock)

3 HOLE TRANSITION JOINING STRIP

#### RECOMMENDED HARDWARE

QTY	DESCRIPTION	PART NO.
1	5/16-18 x 5/8 FBHSCS	13FA3331
1	5/16-18 ECONOMY T-NUT	15FA3501
2	1/4-20 x 1/2 FBHSCS	13FA3309
2	1/4-20 x ECONOMY T-NUT	10FA3121


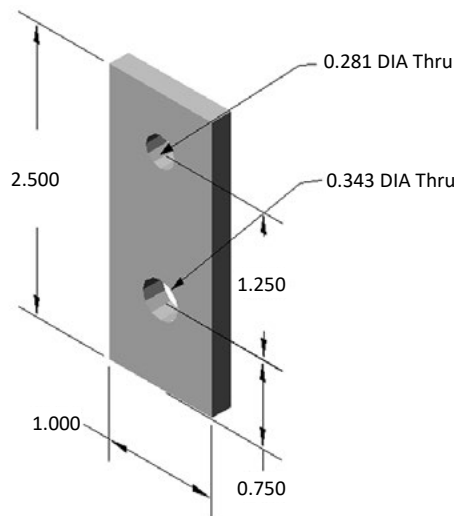


### 13JP6002

2 HOLE TRANSITION JOINING STRIP

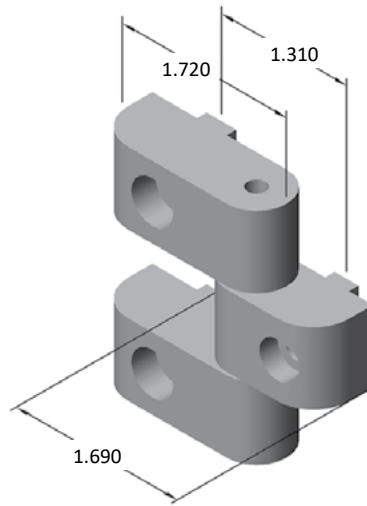
#### RECOMMENDED HARDWARE

QTY	DESCRIPTION	PART NO.
1	5/16-18 x 5/8 FBHSCS	13FA3331
1	5/16-18 ECONOMY T-NUT	15FA3501
1	1/4-20 x 1/2 FBHSCS	13FA3309
1	1/4-20 x ECONOMY T-NUT	10FA3121




### 13HI8104

HEAVY DUTY TRANSITION HINGE - PLASTIC

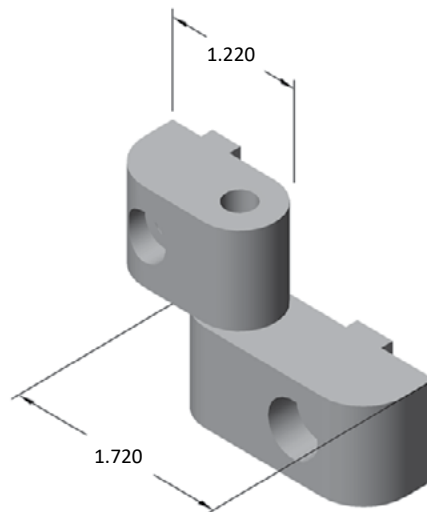


- Connects 10 Series doors to 15 Series frames
- Hardware included for mounting
- High strength black nylon construction
- Self-lubricating bushings

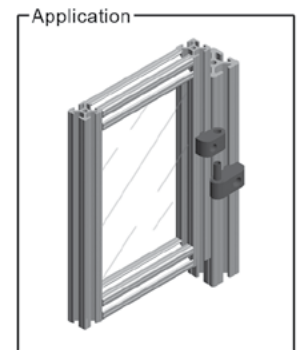


### 13HI8100

RIGHT LIFT-OFF TRANSITION HINGE - PLASTIC

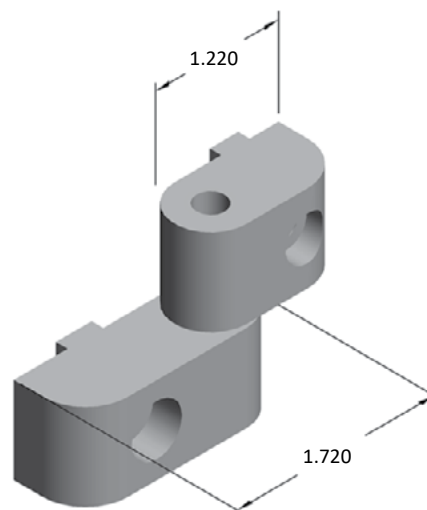


- Connects 10 Series doors to 15 Series frames
- Hardware included for mounting
- High strength black nylon construction
- Self-lubricating bushings

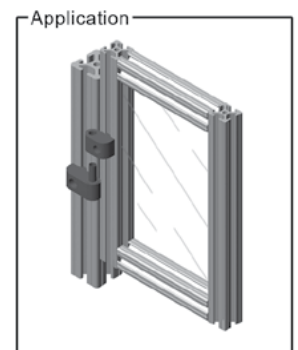


### 13HI8101

LEFT LIFT-OFF TRANSITION HINGE - PLASTIC



- Connects 10 Series doors to 15 Series frames
- Hardware included for mounting
- High strength black nylon construction
- Self-lubricating bushings


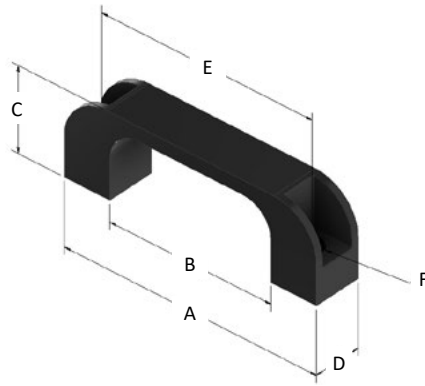


# 13 SERIES ACCESSORIES

## Door Handles



- Black glass-fiber reinforced technopolymer
- Bolts directly to t-slot frame or panels
- Chemical resistant
- Lightweight



Mounting Hardware Included


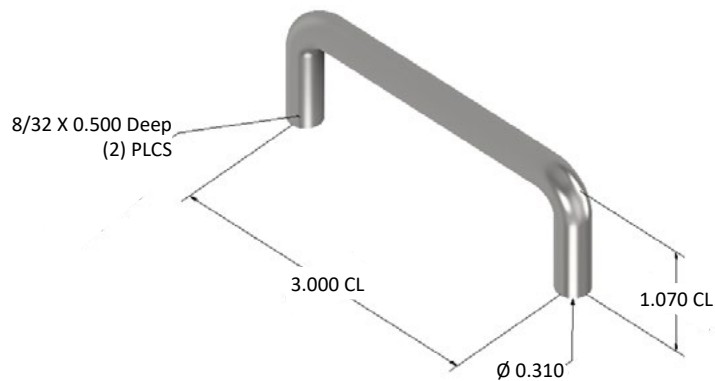
### Plastic Door Handles

PART NO.	DESCRIPTION	A	B	C	D	E	F (HARDWARE)
13AC7300*	SMALL DOOR HANDLE	4.41	2.95	1.41	0.83	3.68	1/4" SHCS
13AC7301**	MEDIUM DOOR HANDLE	5.47	3.79	1.61	1.02	4.61	5/16" SHCS
13AC7302**	LARGE DOOR HANDLE	8.03	6.25	1.97	1.10	7.05	5/16" SHCS

\*10 Series only \*\*15 Series only

## 13AC7305\* (non-stock)


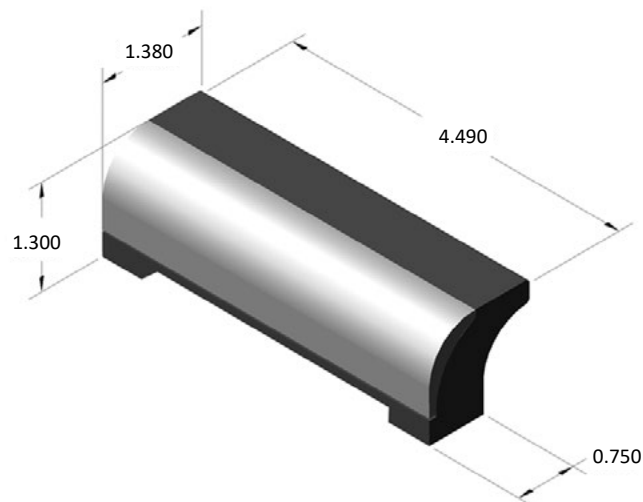
STEEL DOOR HANDLE



- Hardware included
- For use with plastic panels
- Economical
- Lightweight

## 13AC7327\* (non-stock)

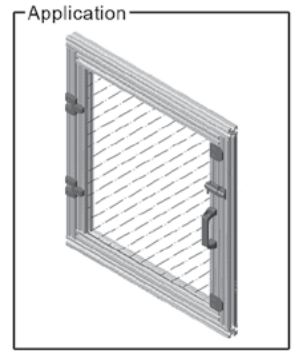
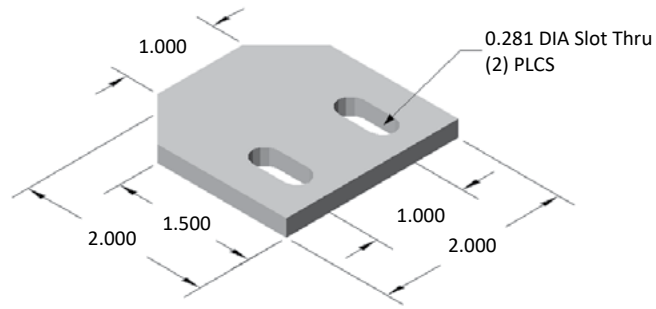
GUARD SAFETY DOOR HANDLE



- Drilled and countersunk for 1/4" FHSCS
- Safety yellow cap snaps over screws
- Clean, flush appearance

### 13AC7800

DOOR CATCH PLATE



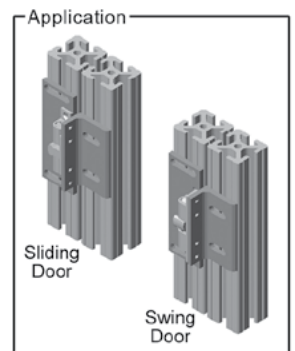
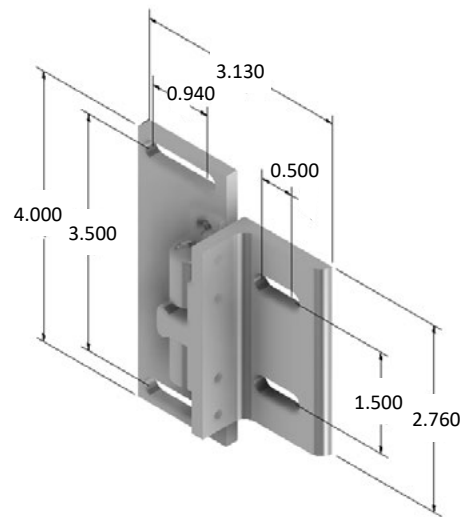
- Keeps door flush with frame

#### RECOMMENDED HARDWARE - 10 SERIES

QTY	DESCRIPTION	PART NO.
2	1/4-20 x 1/2 FBHSCS	13FA3309
2	1/4-20 x ECONOMY T-NUT	10FA3121

### 13AC7364

TENSION BALL LATCH KIT



### 13AC7607\* (non-stock)


#6 SPANNER BIT W/ 1/4" HEX



Used to fasten the #6-3/8 spanner pan head screws supplied with magnetic latches and ball latches.

### 13AC7609\* (non-stock)

SCHMERSAL INTERLOCK LOCKOUT TAG



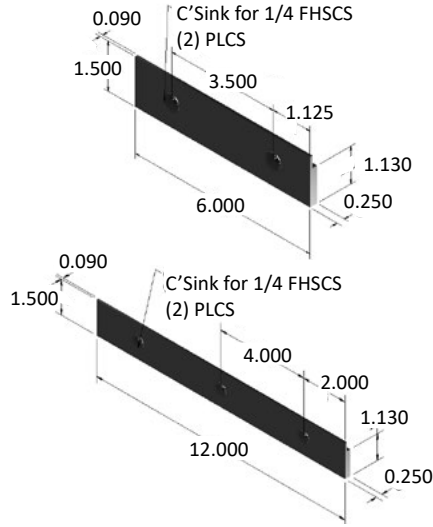

# 13 SERIES ACCESSORIES

## 13AC2101

6" AKROBIN CONTAINER HANGER

## 13AC2102

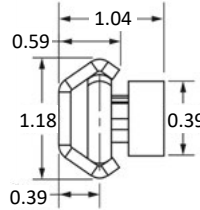
12" AKROBIN CONTAINER HANGER



• Hardware included

## 13CP0401

C-RAIL ROLLER GUIDE



### RECOMMENDED HARDWARE - 15 SERIES


QTY	DESCRIPTION	PART NO.
2*		15CP0385

\* per foot

### RECOMMENDED HARDWARE - 10 SERIES

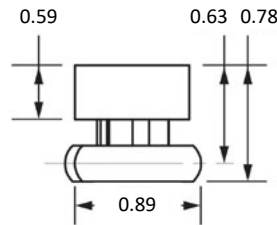
QTY	DESCRIPTION	PART NO.
2*		10CP0127

\* per foot



## 13CP0400

IN-LINE ROLLER WHEEL BEARING



### RECOMMENDED HARDWARE - 15 SERIES

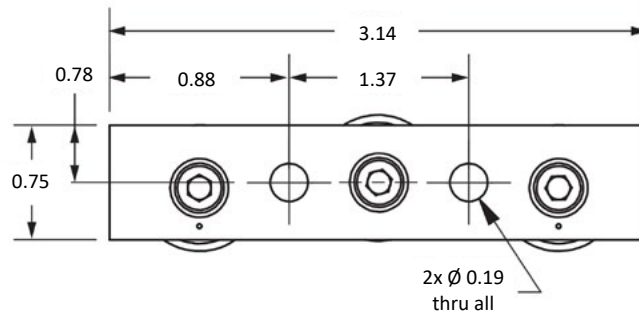
QTY	DESCRIPTION	PART NO.
2*	M6 x 14 BHCS	13MFA3624

\* per bearing

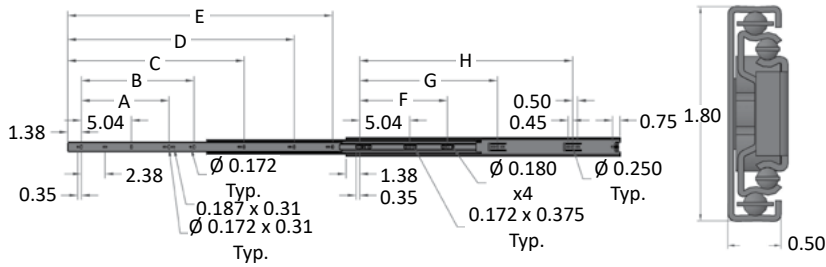
### RECOMMENDED HARDWARE - 10 SERIES

QTY	DESCRIPTION	PART NO.
2*	M6 x 10 BHCS	13MFA3621

\* per bearing



## DRAWER SLIDER



### 15 SERIES RECOMMENDED HARDWARE

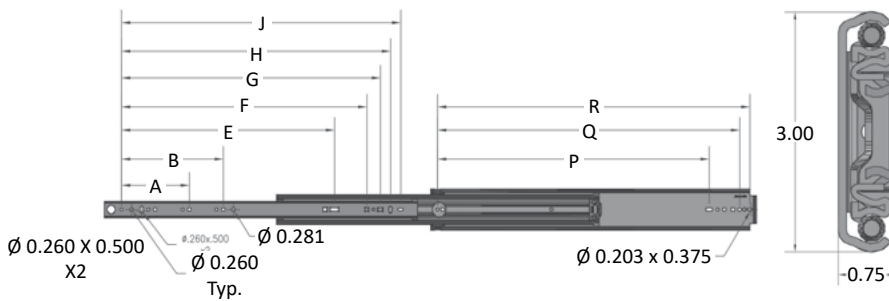
QTY	DESCRIPTION	PART NO.
20	8-32 x 1/2 BHSCS	13FA3115
20	8-32 ECONOMY T-NUT	10FA3100

### 10 SERIES RECOMMENDED HARDWARE

QTY	DESCRIPTION	PART NO.
20	8-32 x 1/2 BHSCS	13FA3116
20	8-32 ECONOMY T-NUT	10FA3100

PART NO.	DESCRIPTION	Slide Length	Slide Travel	Load Rating Lbs./pair	A	B	C	D	E	F	G	H
13DS1010	10" DRAWER SLIDE	9.84"	9.57"	50	-	-	-	-	7.56"	-	-	-
13DS1012	12" DRAWER SLIDE	11.81"	12"	60	-	-	-	-	9.53"	8.82"	-	-
13DS1014	14" DRAWER SLIDE	13.78"	14"	75	-	-	-	-	11.50"	8.82"	-	-
13DS1016	16" DRAWER SLIDE	15.75"	16"	100	-	-	-	-	13.47"	8.82"	12.60"	-
13DS1018	18" DRAWER SLIDE	17.72"	18"	100	-	-	12.60"	-	15.43"	8.82"	13.86"	-
13DS1020	20" DRAWER SLIDE	19.69"	20"	100	-	-	12.60"	-	17.40"	8.82"	16.38"	-
13DS1022	22" DRAWER SLIDE	21.65"	22"	100	-	-	12.60"	16.38"	19.37	8.82"	13.86"	17.64"
13DS1024	24" DRAWER SLIDE	23.62"	24"	85	8.82"	-	16.38"	-	21.34"	8.82"	13.86"	18.90"
13DS1026	26" DRAWER SLIDE	25.59"	26"	70	8.82"	-	16.38"	21.42"	23.21"	8.82"	13.86"	21.42"
13DS1028	28" DRAWER SLIDE	27.56"	28"	60	8.82"	11.34"	16.38"	21.42"	25.28"	8.82"	13.86"	21.42"

## DOOR SLIDE



### 15 SERIES RECOMMENDED HARDWARE

QTY	DESCRIPTION	PART NO.
20	1/4-20 x 1/2 FBHSCS	13FA3309
20	1/4-20 ECONOMY T-NUT	10FA3121

### 10 SERIES RECOMMENDED HARDWARE

QTY	DESCRIPTION	PART NO.
20	1/4-20 x 1/2 FBHSCS	13FA3308
20	1/4-20 ECONOMY T-NUT	10FA3121

PART NO.	DESCRIPTION	Slide Length	Slide Travel	A	B	E	F	G	H	J	P	Q	R
75DS7514	14" DOOR SLIDE	14.00"	14.00"	-	-	-	8.06"	9.06"	9.81"	10.56"	10.00"	12.25"	13.00"
75DS7516	16" DOOR SLIDE	16.00"	16.00"	5.00"	-	-	10.06"	11.06"	11.81"	12.56"	12.00"	12.25"	15.00"
75DS7518	18" DOOR SLIDE	18.00"	18.00"	5.00"	-	9.69"	12.06"	13.06"	13.81"	14.56"	14.00"	16.25"	17.00"
75DS7520	20" DOOR SLIDE	20"	20"	5.00"	7.50"	11.69"	14.06"	15.06"	15.81"	16.56"	16.00"	18.25"	19.00"
75DS7522	22" DOOR SLIDE	22"	22"	5.00"	7.50"	13.69"	16.06"	17.06"	17.81	18.56"	18.00"	20.25"	21.00"
75DS7524	24" DOOR SLIDE	24"	24"	5.00"	7.50"	15.69"	18.06"	19.06"	19.81"	20.56"	20.00"	22.25"	23.00"
75DS7526	26" DOOR SLIDE	26"	26"	5.00"	7.50"	17.69"	20.06"	21.06"	21.81"	22.56"	22.00"	24.25"	25.00"
75DS7528	28" DOOR SLIDE	28"	28"	5.00"	7.50"	19.69"	22.06"	23.06"	23.81"	24.56"	24.00"	26.25"	27.00"
75DS7530	30" DOOR SLIDE	30"	30"	5.00"	7.50"	21.69"	24.06"	25.06"	25.81"	26.56"	26.00"	28.25"	29.00"
75DS7532	32" DOOR SLIDE	32"	32"	5.00"	7.50"	23.69"	26.06"	27.06"	27.81"	28.56	28.00"	30.25"	31.00"
75DS7536	36" DOOR SLIDE	36"	36"	5.00"	7.50"	27.69"	30.06"	31.06"	31.81"	32.56"	32.00"	34.25"	35.00"
75DS7540	40" DOOR SLIDE	40"	40"	5.00"	7.50"	31.69"	34.06"	35.06"	35.81"	36.56"	36.00"	38.25"	39.00"
75DS7548	48" DOOR SLIDE	48"	48"	5.00"	7.50"	39.69"	42.06"	43.06"	43.81"	44.56"	44.00"	46.25"	47.00"

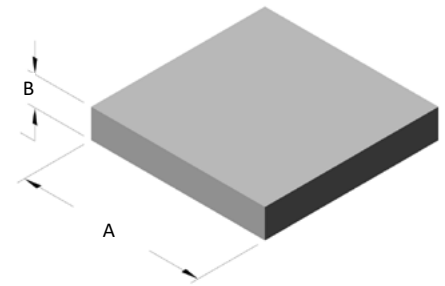
# 13 SERIES ACCESSORIES

## Structural Shapes

### Flat Stock

PART NO.	CUT CHARGE	LBS/IN.	A	B
10SS7013	13MA9070	.019	1.00	.19
10SS7018	13MA9070	.025	1.00	.25
10SS7011	13MA9070	.049	1.00	.50
15SS8035	13MA9070	.037	1.50	.25
10SS7016	13MA9070	.074	1.50	.50
15SS8012	13MA9070	.110	1.50	.75
10SS7014	13MA9070	.037	2.00	.19
10SS7008	13MA9070	.098	2.00	.50
10SS7012	13MA9070	.122	2.50	.50
10SS7015	13MA9071	.056	3.00	.19
15SS8008	13MA9071	.074	3.00	.25
15SS8011	13MA9071	.221	3.00	.75
10SS7007	13MA9071	.074	4.00	.19
15SS8048	13MA9071	.098	4.00	.25
10SS7017	13MA9071	.196	4.00	.50
15SS8020	13MA9071	.298	4.00	.75
15SS8009	13MA9071	.110	4.50	.25
15SS8010	13MA9071	.147	6.00	.25
15SS8018	13MA9071	.220	6.00	.38

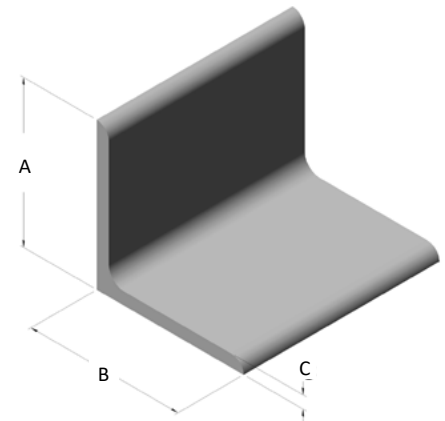
- 6061-T6 aluminum
- Material supplied with mill finish
- 145" stock length



### Angle Stock

PART NO.	CUT CHARGE	LBS/IN.	A	B	C
10SS7022	13MA9070	.019	1.00	1.00	.13
10SS7009	13MA9070	.025	1.00	1.00	.19
*10SS7002	13MA9070	.049	2.00	1.00	.19
15SS8016	13MA9070	.037	1.50	1.50	.19
15SS8015	13MA9070	.074	1.50	1.50	.25
*15SS8000	13MA9070	.110	3.00	1.50	.25
*10SS7000	13MA9070	.037	2.00	2.00	.19
10SS7021	13MA9071	.098	3.00	3.00	.19
15SS8001	13MA9071	.122	3.00	3.00	.25

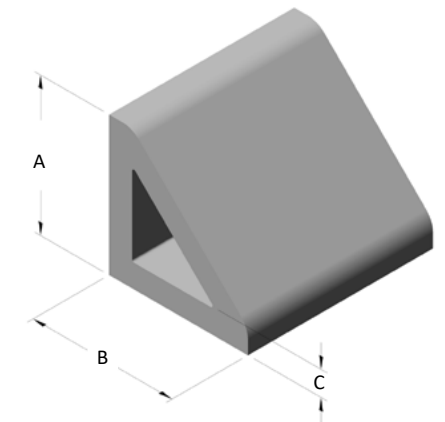
- 6063-T6 aluminum / 145" stock length
- 6061-T6 aluminum / 144" stock length
- Material supplied with mill finish



### Gusset Angle Stock

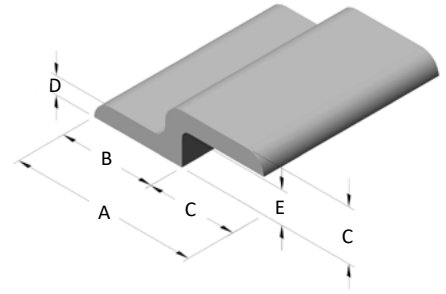
PART NO.	CUT CHARGE	LBS/IN.	A	B	C
10SS7003	13MA9070	.053	1.00	1.00	.53
15SS8002	13MA9070	.107	1.50	1.50	.25
10SS7001	13MA9070	.118	2.00	2.00	.19
15SS8003	13MA9071	.235	3.00	3.00	.25

- 6063-T6 aluminum
- Material supplied with mill finish
- 145" stock length



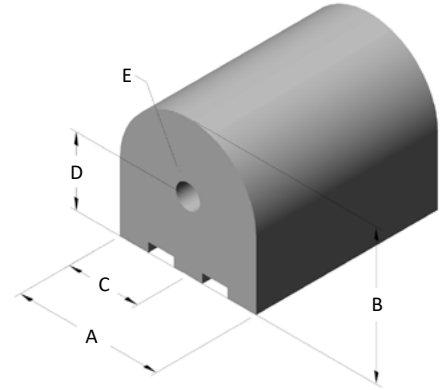
**Retainer Angle Stock**

PART NO.	CUT CHARGE	LBS/IN.	A	B	C	D	E	F
10SS7004	13MA9070	.042	1.94	1.0	.94	.19	.38	.56
15SS8004	13MA9070	.085	2.88	1.5	1.38	.25	.59	.84
<ul style="list-style-type: none"> <li>• 6063-T6 aluminum</li> <li>• Material supplied with mill finish</li> <li>• 145" stock length</li> </ul>								



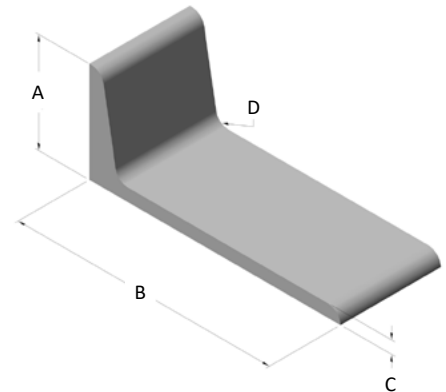
**Pivot Nub Stock**

PART NO.	CUT CHARGE	LBS/IN.	A	B	C	D	E
15SS8045	13MA9070	.205	1.50	1.60	.75	.75	.257 DIA
<ul style="list-style-type: none"> <li>• 6063-T6 aluminum</li> <li>• Material supplied with mill finish</li> <li>• 145" stock length</li> </ul>							



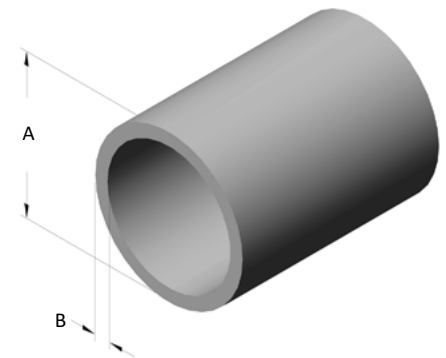
**Floor Mount Stock**

PART NO.	CUT CHARGE	LBS/IN.	A	B	C	D
15SS8005	13MA9071	.195	2.00	5.00	.25	10°
<ul style="list-style-type: none"> <li>• 6063-T6 aluminum</li> <li>• Material supplied with mill finish</li> <li>• 145" stock length</li> </ul>						



**Aluminum Tube**

PART NO.	CUT CHARGE	LBS/IN.	A	B
13SS8001	13MA9070	.034	1.00	.13
15SS8019	13MA9070	.036	1.50	.13
<ul style="list-style-type: none"> <li>• 6061-T6 aluminum</li> <li>• Material supplied with mill finish</li> <li>• 144" stock length</li> </ul>				

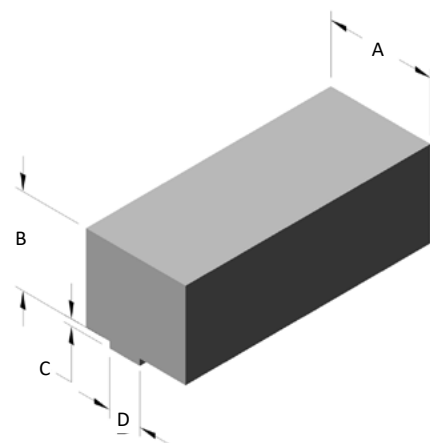


# 13 SERIES ACCESSORIES

## Panel Mount Profile Stock

PART NO.	CUT CHARGE	LBS/IN.	A	B	C	D
10SS7023	13MA9070	.114	.81	.70	.05	.25
15SS8043	13MA9070	.058	1.25	.88	.12	.31

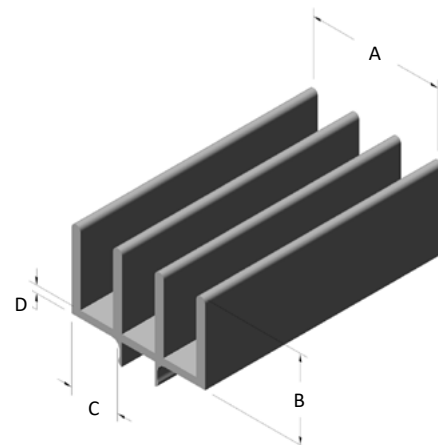
- 6061-T6 aluminum
- 145" stock length



## Upper Door Track

PART NO.	CUT CHARGE	LBS/IN.	A	B	C	D
10AC7901	13MA9070	.017	.75	.69	.28	.06
15AC8780	13MA9070	.027	1.13	.65	.27	.06

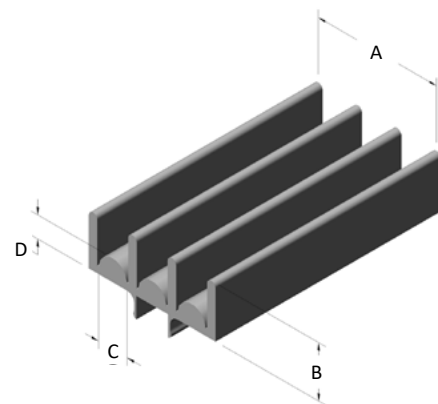
- 6061-T6 aluminum
- Material supplied with clear anodize finish
- 145" stock length



## Lower Door Track

PART NO.	CUT CHARGE	LBS/IN.	A	B	C	D
10AC7902	13MA9070	.013	.75	.69	.28	.06
15AC8781	13MA9070	.027	1.13	.65	.27	.06

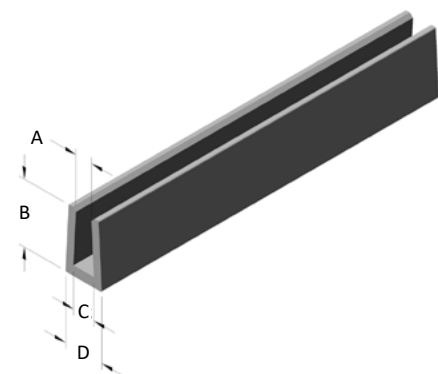
- 6061-T6 aluminum
- Material supplied with clear anodize finish
- 145" stock length
- Radii in track reduces friction between panel and aluminum



## Panel Stiffener Stock (w/o Handle)

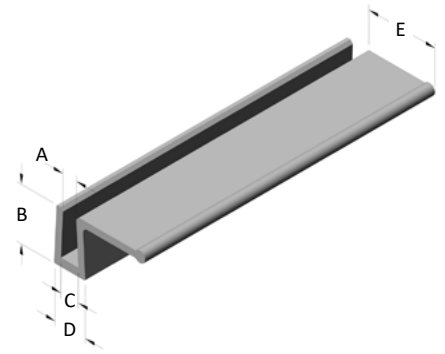
PART NO.	CUT CHARGE	LBS/IN.	A	B	C	D
13AC7720	13MA9070	.12	.18	.71	.24	.42

- 6063-T6 aluminum
- Material supplied with clear anodize finish
- 145" stock length



**Panel Stiffener Stock (w/ Handle)**

PART NO.	CUT CHARGE	LBS/IN.	A	B	C	D	E
13AC7722	13MA9070	.14	.18	.71	.24	.42	.95
<ul style="list-style-type: none"> <li>• 6063-T6 aluminum</li> <li>• Material supplied with clear anodize finish</li> <li>• 145" stock length</li> </ul>							



# 13 SERIES ACCESSORIES

## Assembly Tools

### Ball End T-Handle Drivers

PART NO.	DESCRIPTION / SIZE
13TL1201	BALL END T-HANDLE DRIVER - 3/16"
13TL1202	BALL END T-HANDLE DRIVER - 1/4"
13TL1203	BALL END T-HANDLE DRIVER - 5/32"
13TL1206	BALL END T-HANDLE DRIVER - M4
13TL1207	BALL END T-HANDLE DRIVER - M5
13TL1208	BALL END T-HANDLE DRIVER - M6



### T-Handle Driver\* (non-stock)

PART NO.	DESCRIPTION / SIZE
13TL1210	T-HANDLE DRIVER - 5/32"



### Ball End Hex Wrenches\* (non-stock)

PART NO.	DESCRIPTION / SIZE
13TL1301	BALL END HEX WRENCH - 3/16"
13TL1302	BALL END HEX WRENCH - 1/4"
13TL1303	BALL END HEX WRENCH - 5/32"
13TL1306	BALL END HEX WRENCH - M4
13TL1307	BALL END HEX WRENCH - M5
13TL1308	BALL END HEX WRENCH - M6



### Ball End Power Bits\* (non-stock)

PART NO.	DESCRIPTION / SIZE
13TL1501	BALL END POWER BIT - 3/16"
13TL1502	BALL END POWER BIT - 1/4"
13TL1801	BALL END POWER BIT - M5
13TL1802	BALL END POWER BIT - M6



### Ball End Sets\* (non-stock)


PART NO.	DESCRIPTION / SIZE
13TL1401	BALL END FOLD OUT - STANDARD
13TL1402	BALL END FOLD OUT - METRIC



- Ball ends allow for angle entry up to 25°
- Corrosion resistant
- Protanium™ high torque steel
- T-Handles equipped with cushion grip

# SECTION 10

10 SERIES EXTRUSION

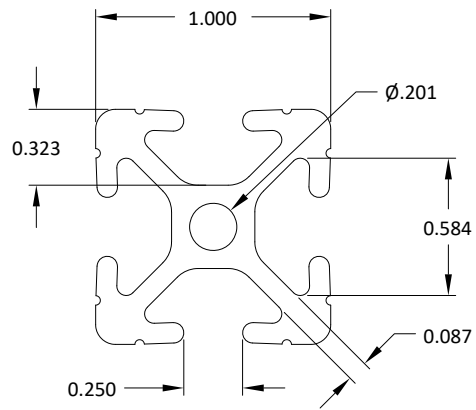


# 10 SERIES EXTRUSION

## 10EX1010

1.0" X 1.0" T-SLOTTED ALUMINUM EXTRUSION

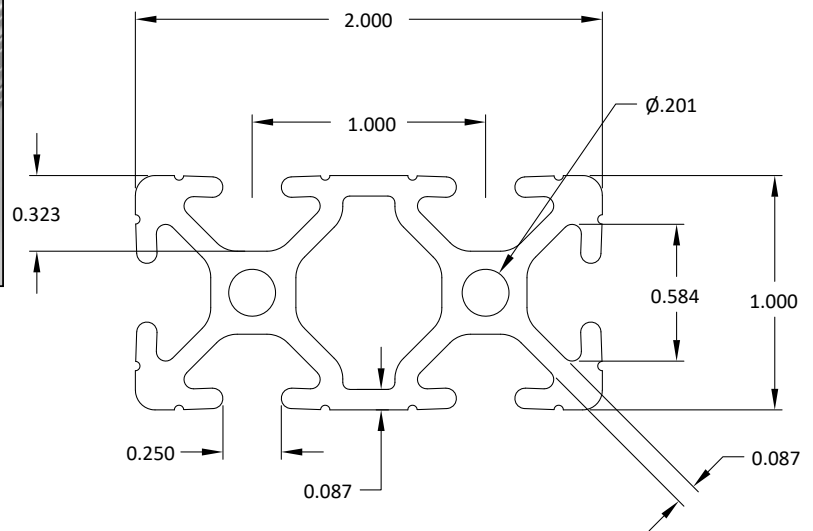
10EX1010 T-SLOTTED EXTRUSION	
MATERIAL	6063-T6
FINISH	CLEAR ANODIZE
	204R1 / .0004dp
SURFACE HARDNESS	250HV
WEIGHT PER FOOT	.532 LBS
STOCK LENGTHS	97" +/- .125
	145" +/- .125
	194" +/- .125
MOMENT OF INERTIA	IX = .0463 <sup>in4</sup>
	IY = .0463 <sup>in4</sup>
ESTIMATED AREA	.443 SQ. IN.



## 10EX1020

1.0" X 2.0" T-SLOTTED ALUMINUM EXTRUSION

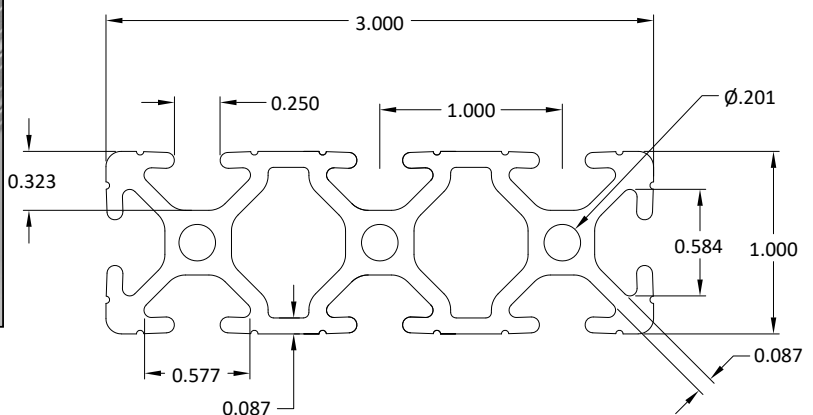
10EX1020 T-SLOTTED EXTRUSION	
MATERIAL	6063-T6
FINISH	CLEAR ANODIZE
	204R1 / .0004dp
SURFACE HARDNESS	250HV
WEIGHT PER FOOT	.954 LBS
STOCK LENGTHS	97" +/- .125
	145" +/- .125
	194" +/- .125
MOMENT OF INERTIA	IX = .0834 <sup>in4</sup>
	IY = .3137 <sup>in4</sup>
ESTIMATED AREA	0.795 SQ. IN.



## 10EX1030

1.0" X 3.0" T-SLOTTED ALUMINUM EXTRUSION

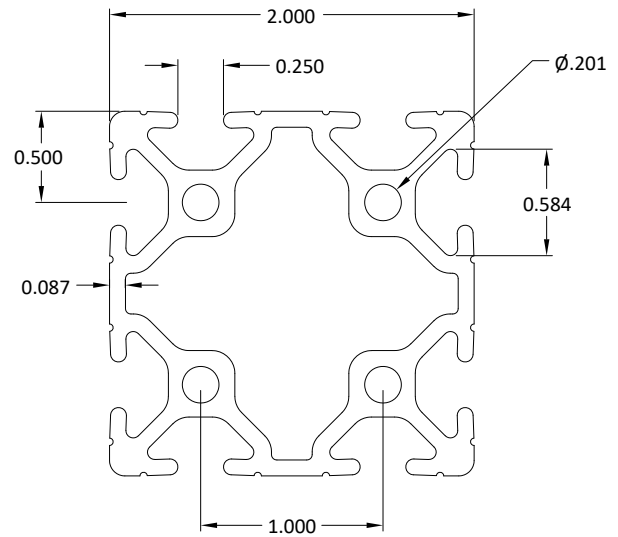

10EX1030 T-SLOTTED EXTRUSION	
MATERIAL	6063-T6
FINISH	CLEAR ANODIZE
	204R1 / .0004dp
SURFACE HARDNESS	250HV
WEIGHT PER FOOT	1.800 LBS
STOCK LENGTHS	97" +/- .125
	145" +/- .125
	294" +/- .125
MOMENT OF INERTIA	IX = .1202 <sup>in4</sup>
	IY = .9769 <sup>in4</sup>
ESTIMATED AREA	1.146 SQ. IN.



### 10EX2020

2.0" X 2.0" T-SLOTTED ALUMINUM EXTRUSION

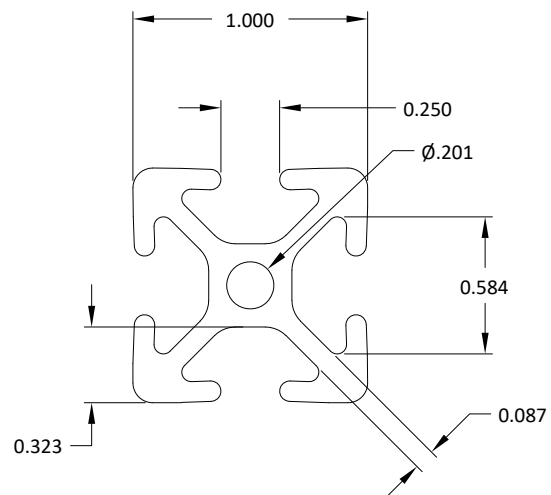

10EX2020 T-SLOTTED EXTRUSION	
MATERIAL	6063-T6
FINISH	CLEAR ANODIZE
	204R1 / .0004dp
SURFACE HARDNESS	250HV
WEIGHT PER FOOT	1.490 LBS
STOCK LENGTHS	97" +/- .125
	145" +/- .125
MOMENT OF INERTIA	IX = .5554" <sup>4</sup>
	IY = .5554" <sup>4</sup>
ESTIMATED AREA	1.242 SQ. IN.



### 10QE1010

1.0" X 1.0" T-SLOTTED ALUMINUM EXTRUSION - SMOOTH


10QE1010 T-SLOTTED EXTRUSION	
MATERIAL	6063-T6
FINISH	CLEAR ANODIZE
	204R1 / .0004dp
SURFACE HARDNESS	250HV
WEIGHT PER FOOT	.524 LBS
STOCK LENGTHS	97" +/- .125
	145" +/- .125
MOMENT OF INERTIA	IX = .0452" <sup>4</sup>
	IY = .0452" <sup>4</sup>
ESTIMATED AREA	.437 SQ. IN.





# SECTION 11

## 10 SERIES MACHINING



## Extrusion Cut-to-Length Service

Faztek can accurately cut your extrusions to the length you need. Ordering is simple - just specify the type, quantity and length of the extrusions you require.

Service No.	Description
10MA9000	CUT SERVICE FOR 1.0" X 1.0" EXTRUSIONS
10MA9001	CUT SERVICE FOR 1.0" X 2.0" EXTRUSIONS
10MA9003	CUT SERVICE FOR 1.0" X 3.0" EXTRUSIONS
10MA9002	CUT SERVICE FOR 2.0" X 2.0" EXTRUSIONS



Advantages:

- High-precision equipment
- Tolerance of +/- .015"
- Squareness = .002" per inch

## Extrusion End Tap Service

Tapping the end of extrusions adds flexibility to your project. Attach casters, leveling feet, end fasteners, plates and much more quickly and easily with minimal hardware.

Service No.	Description
<b>1/4-20 SIZE TAP SERVICES</b>	
10MA9010	TAP FOR 1.0" X 1.0" EXTRUSIONS
10MA9051	TAP FOR 1.0" X 2.0" EXTRUSIONS
10MA9056	TAP FOR 1.0" X 3.0" EXTRUSIONS
10MA9052	TAP FOR 2.0" X 2.0" EXTRUSIONS
<b>M6 X 1.00 SIZE TAP SERVICES</b>	
10MA9053	TAP FOR 1.0" X 1.0" EXTRUSIONS
10MA9054	TAP FOR 1.0" X 2.0" EXTRUSIONS
10MA9058	TAP FOR 1.0" X 3.0" EXTRUSIONS
10MA9055	TAP FOR 2.0" X 2.0" EXTRUSIONS



Tap services are per end of extrusion


**Anchor Fastener Counterbore Service**

Anchor Fasteners provide a strong and adjustable connection method for aluminum extrusions. Butt fasteners are similar, using the same service but connect two extrusions together to extend the length.

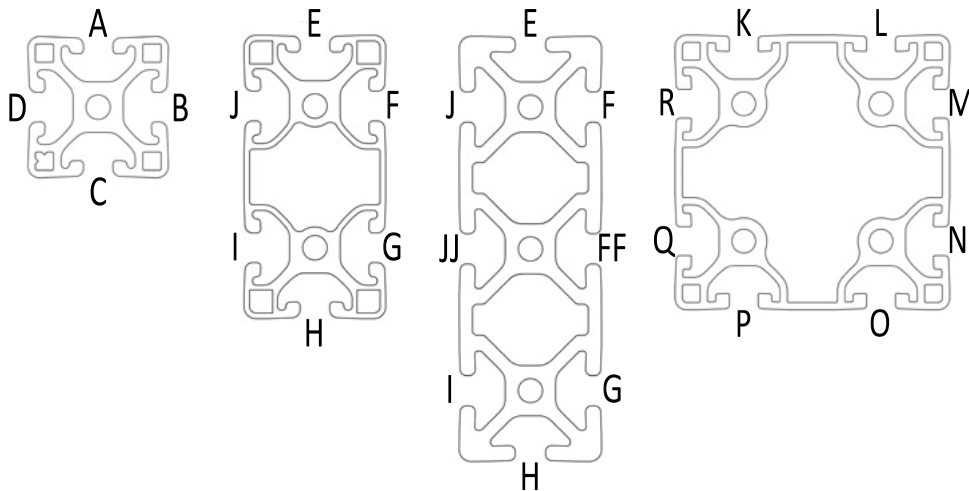
- Very strong connection method
- Tolerance on counterbores is +/- .015"
- Clean, flush appearance

Service No.	Description
10MA9035	ANCHOR FASTENER COUNTERBORE SERVICE

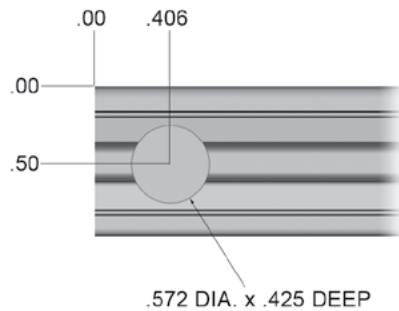
See page 158 for fastener information



**Service Locations** - Please specify when ordering



**Counterbore Detail**



For use with:



Anchor Fasteners

\*Counterbore service is per location.

For example, a length of 10EX1010 extrusion with a 10MA9035 service @ location A in both ends will include two counterbores.


A length of 10EX2020 with a 10MA9035 service @ location KL in both ends will include four counterbores.

# 10 SERIES MACHINING

## Access Hole Drilling Service

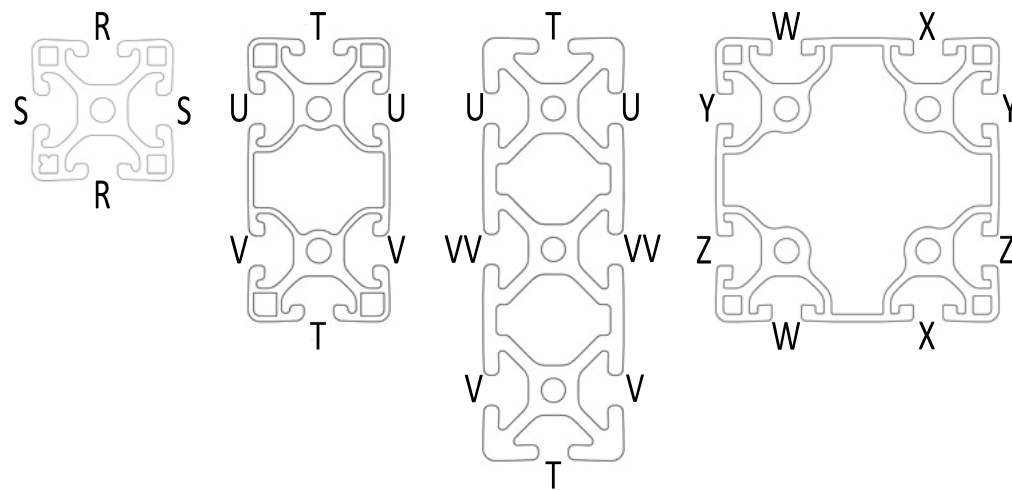
Access holes are required to allow a tool to enter through an extrusion when using end fasteners. This method of connecting extrusions offers a clean, hidden look.

- Quick, accurate alignment
- Tolerance on holes is +/- .030"
- Clean, hidden appearance

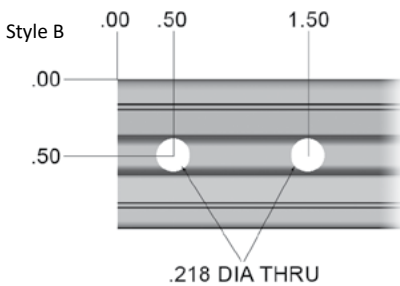
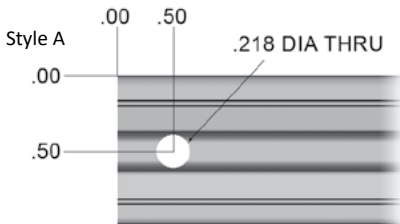


Service No.	Description
10MA9020	ACCESS HOLE SERVICE (.218 DIA) - STANDARD
10MA9021	ACCESS HOLE SERVICE (.06 - .217 DIA)
10MA9022	ACCESS HOLE SERVICE (.219 - .375 DIA)


**Service Locations** - Please specify when ordering



### Access Hole Detail



For use with:



End Fasteners

\*Access hole service is per location.

Style A example: A length of 10EX1010 extrusion with a 10MA9020 service in location R @ 'Style A' in both ends will include two access holes.

Open example: A length of 10EX1020 with a 10MA9020 service in location U @ .75, 5.00, and V @ 1.75, 9.50 in both ends will include eight access holes.

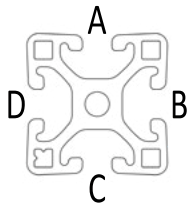
**Door Latch Machining Services**

Faztek offers several different types of door latch handles for use with T-Slotted extrusions. Not all handles use the same machining service, so please check compatibility before ordering.

Service No.	Description
10MA9072	STANDARD DOOR HANDLE MACHINING SERVICE



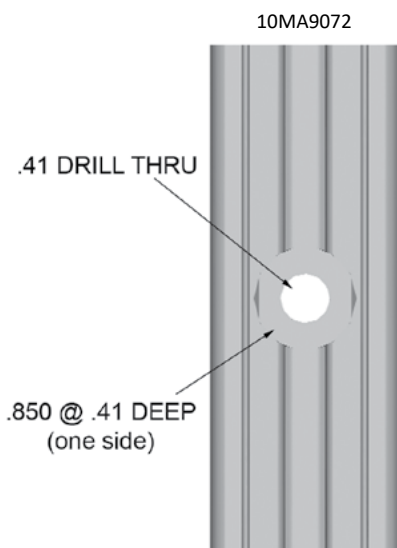
**Service Locations** - Please specify when ordering



**Part Compatibility**

Part No.	10MA9072
10AC7950	•
10AC7953	•
10AC7955	•

**Service Details**



See page 197 for details on 10 Series door latches

## Miter Cut Service

Miter cuts provide extra strength for heavy-duty applications, or as a reinforcement to other connection methods. All 10 Series extrusions can be cut from 30° to 90°.

- Service is per end
- When ordering extrusions with miter cuts, please submit a drawing for quick, accurate processing.

Service No.	Description
10MA9025	MITER CUT FOR 1.0" X 1.0" EXTRUSIONS
10MA9026	MITER CUT FOR 1.0" X 2.0" EXTRUSIONS
10MA9032	MITER CUT FOR 1.0" X 3.0" EXTRUSIONS
10MA9027	MITER CUT FOR 2.0" X 2.0" EXTRUSIONS

## Miter Cut Service - **With Counterbores**

Extrusions with miter cuts and counterbores provide a complete method of connecting two extrusions. All 10 Series extrusions can be cut with counterbores from 40° to 50°.

- Service is per end
- Maximum length = 48.0"
- When ordering extrusions with miter cuts, please submit a drawing to ensure quick, accurate processing.

Service No.	Description
10MA9030	MITER CUT/C-BORE FOR 1.0" X 1.0" EXTRUSIONS
10MA9031	MITER CUT/C-BORE FOR 1.0" X 2.0" EXTRUSIONS
10MA9033	MITER CUT/C-BORE FOR 1.0" X 3.0" EXTRUSIONS




## Panel & Wire Machining Services

Standard machining options are available for panels and wire mesh when used with 10 Series extrusions. Faztek can also provide custom machining services upon request. Please submit a drawing with any non-standard panel machining.


- Custom services available
- Precise machining via CNC router

Service No.	Description
13MA9080	PANEL / WIRE MESH CUT SERVICE (ALL SIDES LESS THAN 48.0")
13MA9081	PANEL / WIRE MESH CUT SERVICE (ANY SIDE GREATER THAN 48.0")
15MA9083	ANCHOR FASTENER NOTCH FOR PANEL / WIRE
15MA9084	END FASTENER NOTCH FOR PANEL / WIRE
15MA9085	EXTRUSION CLEARANCE NOTCH FOR PANEL / WIRE
13MA9088	DRILL THROUGH ON PLASTIC PANEL (UP TO .50 DIA HOLES)
13MA9089	90° CUTOUPS FOR PANEL / WIRE
13MA9090	DRILL / TAP THROUGH PLASTIC PANEL (UP TO 7/16-14)
13MA9091	DRILL / COUNTERSINK FOR PLASTIC PANEL (UP TO 5/16 COUNTERSINK)
13MA9092	DRILL THROUGH ON PLASTIC PANEL (.501 DIA TO 5.00 DIA HOLES)
13MA9094	EXTRUSION PROFILE NOTCH FOR PANEL / WIRE




# SECTION 12

## 10 SERIES FASTENERS



## T-Nut Overview

No matter what the size or scope of your project, T-Nuts will most likely be used for at least one function to complete the assembly. The following overview explains the features and benefits of each type of T-Nut.



### Economy

- Cost-effective
- High Strength
- Inserted from end of extrusion




### Drop-In

- High Strength
- Easy to add anywhere along the slot
- Flexible handle to assist assembly and to act as a friction point
- Extra thread engagement




### Double Economy

- Cost-effective
- High Strength
- Fast assembly for brackets
- Can be rolled into slot



### Drop-In w/ Alignment Ball

- High Strength
- Easy to add anywhere along the slot
- Spring-loaded ball creates snug fit and allows easy positioning



### Standard

- Cost-effective
- High Strength
- Extra thread engagement



### Drop-In w/ Set Screw

- High Strength
- Easy to add anywhere along the slot
- Tighten set screw for accurate positioning



Drop-In  
(Rubber Nub)

Drop-In  
(Alignment Ball)


Drop-In  
(Set Screw)

Standard


Economy

## 10 Series T-Nuts


## Economy T-Nuts

	Part No.	Description	Thread	Material	Tap Location	Width
	10FA3121	Economy T-Nut	1/4-20	Steel	Centered	.440
	10FA3122	Double Economy T-Nut	1/4-20	Steel	Centered	.440
	10FA3130	Triple Economy T-Nut	1/4-20	Steel	Centered	.440
	10FA3101	Economy T-Nut	10-32	Steel	Centered	.440
	10FA3100	Economy T-Nut	8-32	Steel	Centered	.440
	10MFA3201	Economy T-Nut	M6 x 1.00	Steel	Offset	.440

## Standard T-Nuts


	Part No.	Description	Thread	Material	Tap Location	Width
	10FA3123	Standard T-Nut	1/4-20	Steel	Offset	.425
	10FA3102	Standard T-Nut	10-32	Steel	Offset	.425
	10MFA3202	Standard T-Nut	M6 x 1.00	Steel	Centered	.425
10MFA3925	Standard T-Nut	M5 x .8	Steel	Offset	.425	

## Drop-In T-Nuts


	Part No.	Description	Thread	Material	Tap Location	Width
	10FA3124	Drop-In T-Nut	1/4-20	Steel	Offset	.390
	10FA3125	Drop-In T-Nut w/ Set Screw	1/4-20	Steel	Offset	.390
	10FA3128	Drop-In T-Nut w/ Alignment Ball	1/4-20	Steel	Offset	.390
	10FA3103	Drop-In T-Nut	10-32	Steel	Offset	.390
	10FA3104	Drop-In T-Nut w/ Set Screw	10-32	Steel	Offset	.390
	10FA3129	Drop-In T-Nut w/ Alignment Ball	10-32	Steel	Offset	.390
	10MFA3203	Drop-In T-Nut	M6 x 1.00	Steel	Offset	.390
	10MFA3125	Drop-In T-Nut w/ Alignment Ball	M6 x 1.00	Steel	Offset	.390

## Fasteners: 1/4-20 Thread

## Button Head Socket Cap Screws (BHSCS)


	Part No.	Description	Material	Tool
	13FA3300	1/4-20 x 1/2 BHSCS	Steel	5/32 Hex
	13FA3301	1/4-20 x 5/8 BHSCS	Steel	5/32 Hex
	13FA3302	1/4-20 x 3/4 BHSCS	Steel	5/32 Hex
13FA3336	1/4-20 x 1 BHSCS	Steel	5/32 Hex	

## Flanged Button Head Socket Cap Screws (FBHSCS)


	Part No.	Description	Material	Tool
	13FA3308	1/4-20 x 3/8 FBHSCS	Steel	3/16 Hex
	13FA3309	1/4-20 x 1/2 FBHSCS	Steel	3/16 Hex
13FA3310	1/4-20 x 3/4 FBHSCS	Steel	3/16 Hex	

## 10 SERIES FASTENERS


### Socket Head Cap Screws (SHCS)

	Part No.	Description	Material	Tool
	13FA3303	1/4-20 x 1/2 SHCS	Steel	3/16 Hex
	13FA3304	1/4-20 x 5/8 SHCS	Steel	3/16 Hex
	13FA3305	1/4-20 x 3/4 SHCS	Steel	3/16 Hex
	13FA3311	1/4-20 x 7/8 SHCS	Steel	3/16 Hex
	13FA3306	1/4-20 x 1 SHCS	Steel	3/16 Hex
	13FA3332	1/4-20 x 1.75 SHCS	Steel	3/16 Hex
	13FA3334	1/4-20 x 1.25 SHCS	Steel	3/16 Hex
	13FA3313	1/4-20 x 1.5 SHCS	Steel	3/16 Hex


### Low Head Socket Cap Screws (LHSCS)

	Part No.	Description	Material	Tool
	13FA3362	1/4-20 x 1 LHSCS	Steel	1/8 Hex

### Flat Head Socket Cap Screws (FHSCS)


	Part No.	Description	Material	Tool
	13FA3110	1/4-20 x 1/2 FHSCS	Steel	5/32 Hex
	13FA3111	1/4-20 x 5/8 FHSCS	Steel	5/32 Hex
	13FA3126	1/4-20 x 7/8 FHSCS	Steel	5/32 Hex
	13FA3127	1/4-20 x 1 FHSCS	Steel	5/32 Hex

### Carriage Bolts


	Part No.	Description	Material	Tool
	13FA3709	1/4-20 x 3/4 Carriage Bolt	Steel	N/A

### Fasteners: 10-32 Thread


#### Socket Head Cap Screws (SHCS)

	Part No.	Description	Material	Tool
	13FA3350	10-32 x 1/2 SHCS	Steel	5/32 Hex
	13FA3351	10-32 x 5/8 SHCS	Steel	5/32 Hex
	13FA3352	10-32 x 3/4 SHCS	Steel	5/32 Hex
	13FA3607	10-32 x 3/4 SHCS	Stainless	5/32 Hex

#### Button Head Socket Cap Screws (BHSCS)


	Part No.	Description	Material	Tool
	13FA3316	10-32 x 3/8 BHSCS	Steel	1/8 Hex
	13FA3128	10-32 x 1/2 BHSCS	Steel	1/8 Hex
	13FA3129	10-32 x 5/8 BHSCS	Steel	1/8 Hex

#### Flat Head Socket Cap Screws (FHSCS)

	Part No.	Description	Material	Tool
	13FA3117	10-32 x 1/2 FHSCS	Steel	1/8 Hex


## Shoulder Bolts

### Shoulder Bolts


	Part No.	Description	Material	Tool
	13FA3705	3/8-16 x 3/4 Shoulder Bolt	Steel	3/16 Hex
	13FA3715	3/8-16 x 3/8 Shoulder Bolt	Steel	3/16 Hex
	13FA3707	5/16-18 x 1/2 Shoulder Bolt	Steel	5/32 Hex
	13FA3716	5/16-18 x 1/4 Shoulder Bolt	Steel	5/32 Hex

## Metric Fasteners: M6 x 1.0


### Button Head Socket Cap Screws (BHSCS)

	Part No.	Description	Material	Tool
	13MFA3621	M6 x 10 BHSCS	Steel	M4 Hex
	13MFA3605	M6 x 12 BHSCS	Steel	M4 Hex
	13MFA3624	M6 x 14 BHSCS	Steel	M4 Hex
	13MFA3647	M6 x 16 BHSCS	Steel	M4 Hex
	13MFA3612	M6 x 20 BHSCS	Steel	M4 Hex

### Socket Head Cap Screws (SHCS)


	Part No.	Description	Material	Tool
	13MFA3600	M6 x 12 SHCS	Steel	M5 Hex
	13MFA3602	M6 x 16 SHCS	Steel	M5 Hex
	13MFA3618	M6 x 20 SHCS	Steel	M5 Hex
	13MFA3606	M6 x 22 SHCS	Steel	M5 Hex

### Carriage Bolts


	Part No.	Description	Material	Tool
	13MFA3611	M6 x 2 Carriage Bolt	Steel	N/A

## Metric Fasteners: M5 x .8

### Button Head Socket Cap Screws (BHSCS)


	Part No.	Description	Material	Tool
	13MFA3643	M5 x 8 BHSCS	Steel	M3 Hex
	13MFA3644	M5 x 12 BHSCS	Steel	M3 Hex
	13MFA3645	M5 x 16 BHSCS	Steel	M3 Hex

### Socket Head Cap Screws (SHCS)

	Part No.	Description	Material	Tool
	13MFA3640	M5 x 8 SHCS	Steel	M4 Hex
	13MFA3641	M5 x 12 SHCS	Steel	M4 Hex
	13MFA3642	M5 x 16 SHCS	Steel	M4 Hex
	13MFA3619	M5 x 20 SHCS	Steel	M4 Hex

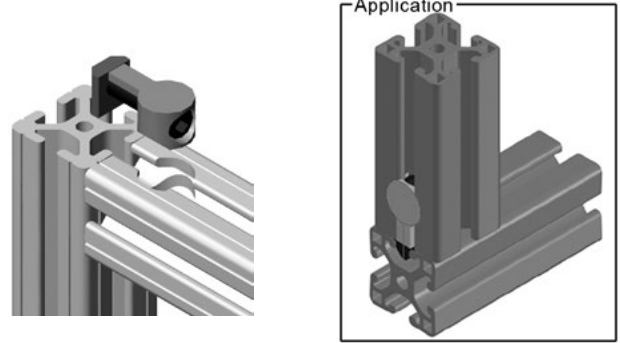
# 10 SERIES FASTENERS

## Anchor Fasteners: Fractional

10 Series Anchor Fastener Assembly w/ Standard T-Nut	
Part No. <b>10FAC3750</b> (10-32 Standard T-Nut)	
Very strong connection method	
Fast, easy assembly	
Corrosion resistant finish	
Zinc die casting material	
Infinite positioning along the T-slot	

### Machining Required

Service No.	Description
10MA9035	10 Series counterbore drilling service




Already have the hardware? Order the anchor body separately:

Part No. **10FA3700**

### Assembly Instructions

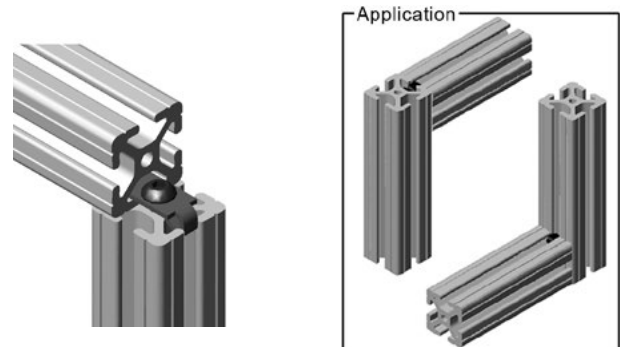
1. Insert the assembled anchor fastener into the T-slot.
2. Set the mating extrusion 90° to the joining slot.
3. Place the anchor fastener into the counterbore of the mating extrusion.
4. Be sure the extrusions are properly aligned.
5. Tighten the anchor fastener with a 3/16".

## End Fasteners

10 Series End Fastener Assembly	
Part No. <b>10FAC3755</b>	
Strong 90° connection	
Ideal for tight spacing	
Creates a clean, hidden appearance	

### Machining Required

Service No.	Description
(multiple)	End tap services - see pg. 168
(multiple)	Access hole services - see pg. 170



Already have the hardware? Order the end clip separately:

Part No. **10FA3705**

### Assembly Instructions

1. Set the clip on the extrusion end over the tapped hole.
2. Thread the bolt into the hole, but do not fully tighten at this time.
3. Slide the bottom T-slot onto the clip of the mating extrusion.
4. Line up the access hole with the head of the bolt.
5. Tighten the end fastener with a 5/32".

# SECTION 13

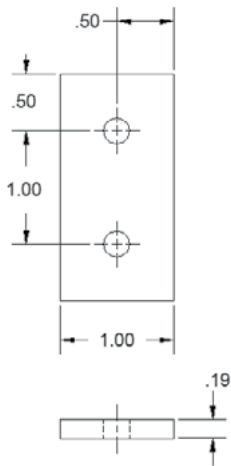
## 10 SERIES BRACKETS



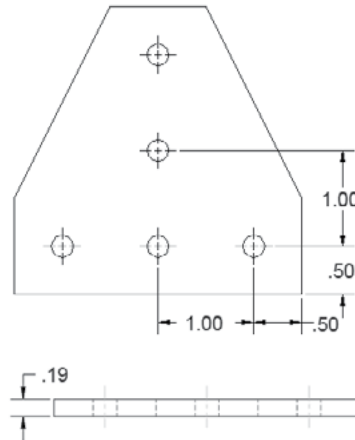
# 10 SERIES BRACKETS

Please review the following bolt pattern dimensions which apply to all 10 Series Corner Brackets and Joining Plates.

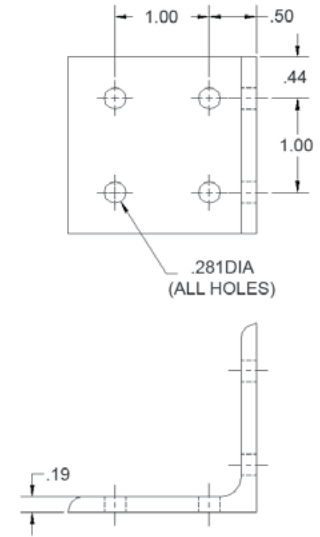
## Joining Strips



## Joining Plates



## Corner Brackets



JOINING PLATE & CORNER BRACKET PROPERTIES	
MATERIAL	6061-T6, 6063-T6
FINISH	CLEAR ANODIZE
HOLE DIAMETER	.281"



Pre-load fasteners into brackets before assembly to save time. See page 6 for details.

**Joining Strips & Plates** - used to connect two or more extrusions at various angles. Joining strips are fastened to the exterior of extrusions with a combination of T-nuts and flanged button heads.

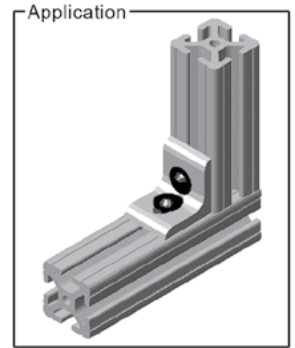
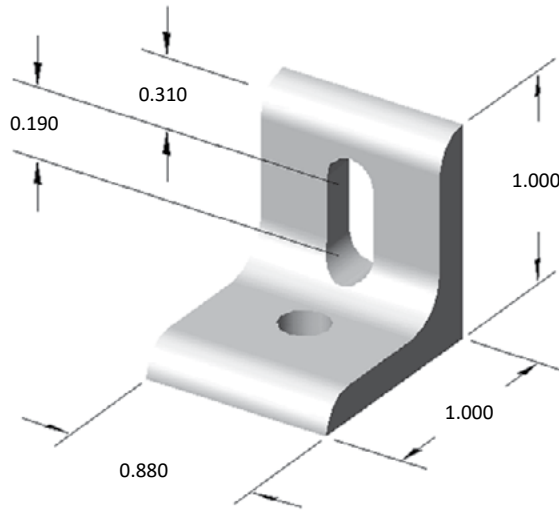
**Corner Brackets** - used to connect two extrusions at 90° angles. Most corner brackets are fastened on the inside of extrusions with a combination of T-nuts and button heads. Special tri-corner brackets are available to connect three extrusions at a corner.

**Corner Gussets** - used to connect two extrusions at 90° angles. Gussets are fastened on the inside of extrusions with a combination of T-nuts and button heads. This is the strongest method of connecting extrusions by means of brackets.

Please see the '**recommended hardware**' boxes on the following pages to be sure you have the correct fasteners and quantities for each part.

### 10CB4221

2 HOLE SLOTTED INSIDE CORNER BRACKET



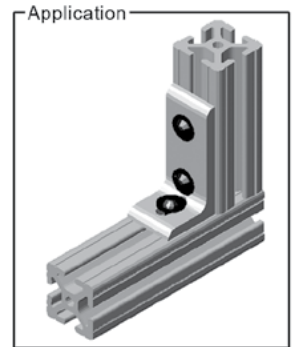
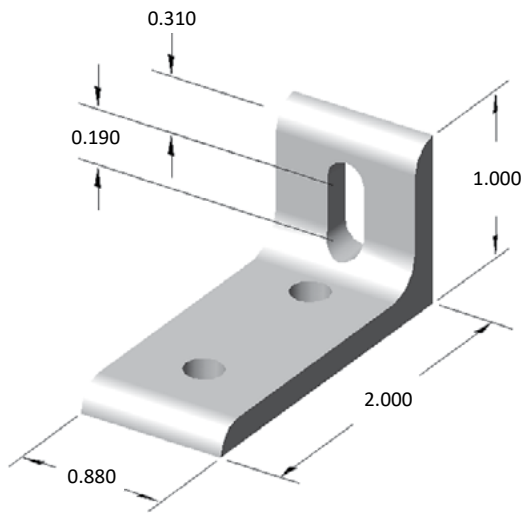
Part weight: .025 lbs

**RECOMMENDED HARDWARE**

QTY	DESCRIPTION	PART NO.
2	1/4-20 x 1/2 BHSCS	13FA3300
2	1/4-20 ECONOMY T-NUT	10FA3121

### 10CB4226

3 HOLE SLOTTED INSIDE CORNER BRACKET



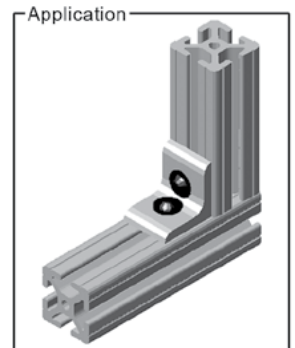
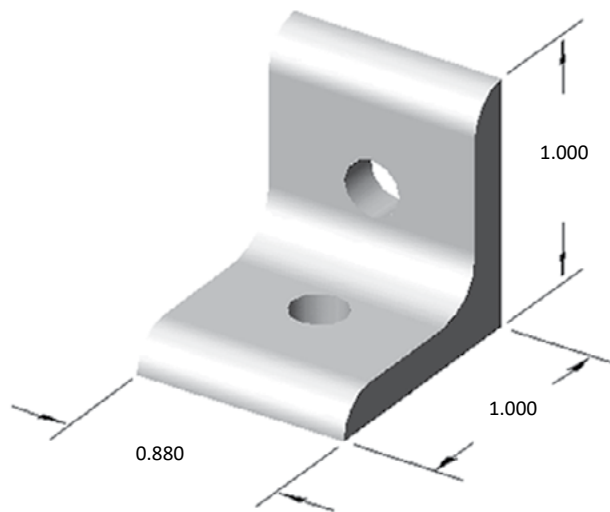
Part weight: .040 lbs

**RECOMMENDED HARDWARE**

QTY	DESCRIPTION	PART NO.
3	1/4-20 x 1/2 BHSCS	13FA3300
3	1/4-20 ECONOMY T-NUT	10FA3121

### 10CB4100

2 HOLE INSIDE CORNER BRACKET



Part weight: .025 lbs

**RECOMMENDED HARDWARE**

QTY	DESCRIPTION	PART NO.
2	1/4-20 x 1/2 BHSCS	13FA3300
2	1/4-20 ECONOMY T-NUT	10FA3121

# 10 SERIES BRACKETS

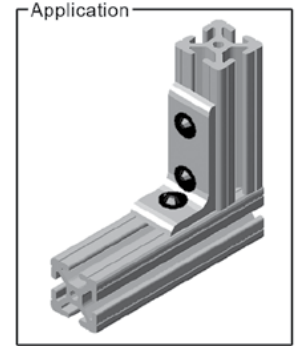
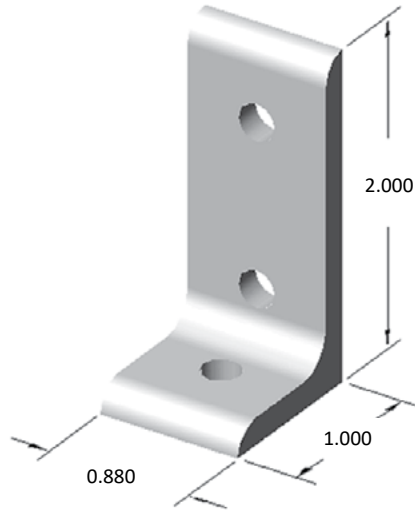
## 10CB4102

3 HOLE INSIDE CORNER BRACKET



### RECOMMENDED HARDWARE

QTY	DESCRIPTION	PART NO.
3	1/4-20 x 1/2 BHSCS	13FA3300
3	1/4-20 ECONOMY T-NUT	10FA3121



Part weight: .040 lbs

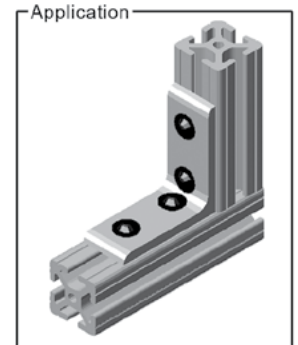
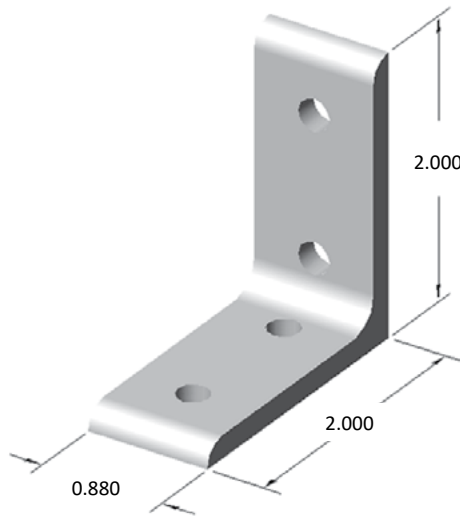
## 10CB4103

4 HOLE INSIDE CORNER BRACKET



### RECOMMENDED HARDWARE

QTY	DESCRIPTION	PART NO.
4	1/4-20 x 1/2 BHSCS	13FA3300
4	1/4-20 ECONOMY T-NUT	10FA3121



Part weight: .055 lbs


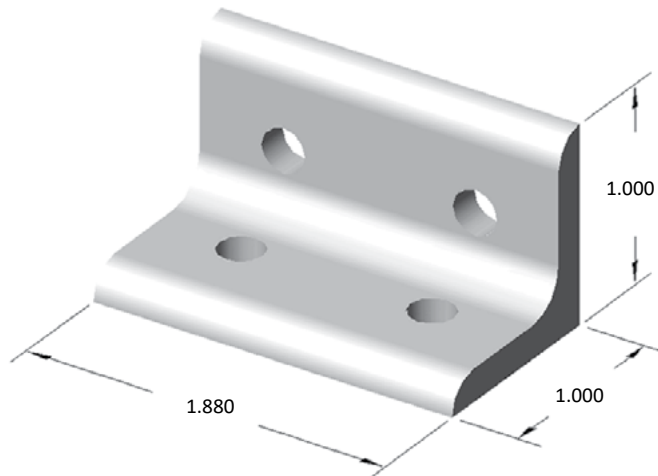
## 10CB4104

4 HOLE INSIDE CORNER BRACKET



### RECOMMENDED HARDWARE

QTY	DESCRIPTION	PART NO.
4	1/4-20 x 1/2 BHSCS	13FA3300
4	1/4-20 ECONOMY T-NUT	10FA3121



Part weight: .055 lbs

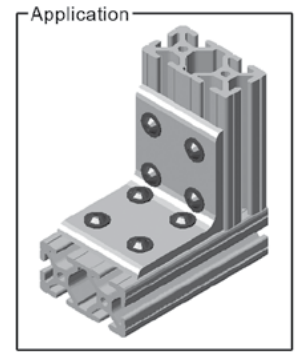
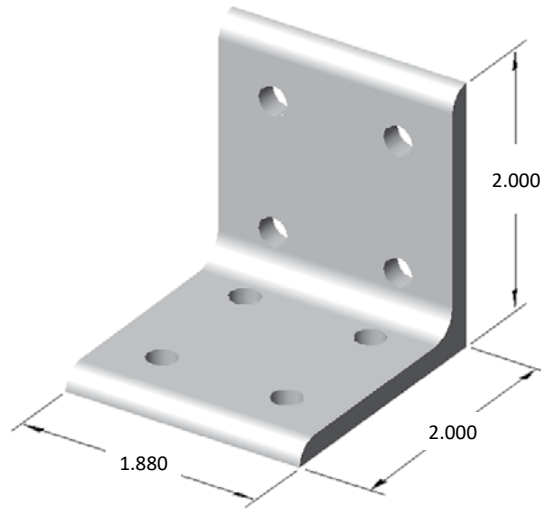
### 10CB4106

8 HOLE INSIDE CORNER BRACKET



**RECOMMENDED HARDWARE**

QTY	DESCRIPTION	PART NO.
8	1/4-20 x 1/2 BHSCS	13FA3300
8	1/4-20 ECONOMY T-NUT	10FA3121



Part weight: .120 lbs


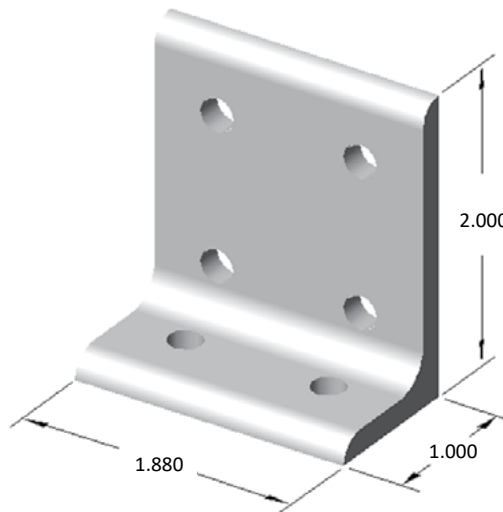
### 10CB4121\* (non-stock)

6 HOLE INSIDE CORNER BRACKET



**RECOMMENDED HARDWARE**

QTY	DESCRIPTION	PART NO.
6	1/4-20 x 1/2 BHSCS	13FA3300
6	1/4-20 ECONOMY T-NUT	10FA3121



Part weight: .085 lbs

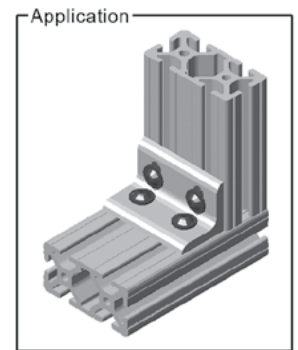
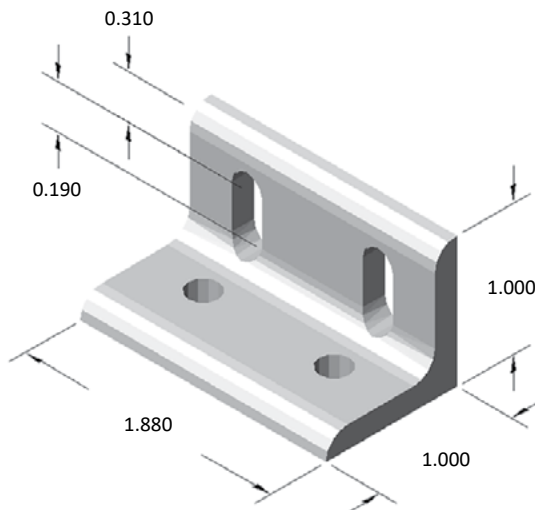
### 10CB4223\* (non-stock)

4 HOLE SLOTTED INSIDE CORNER BRACKET



**RECOMMENDED HARDWARE**

QTY	DESCRIPTION	PART NO.
4	1/4-20 x 1/2 BHSCS	13FA3300
4	1/4-20 ECONOMY T-NUT	10FA3121


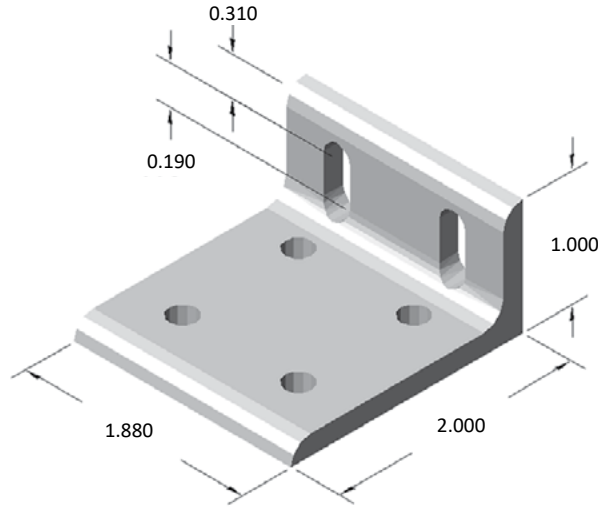


Part weight: .055 lbs

# 10 SERIES BRACKETS

## 10CB4225\* (non-stock)

6 HOLE SLOTTED INSIDE CORNER BRACKET



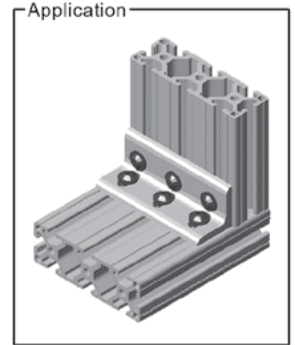
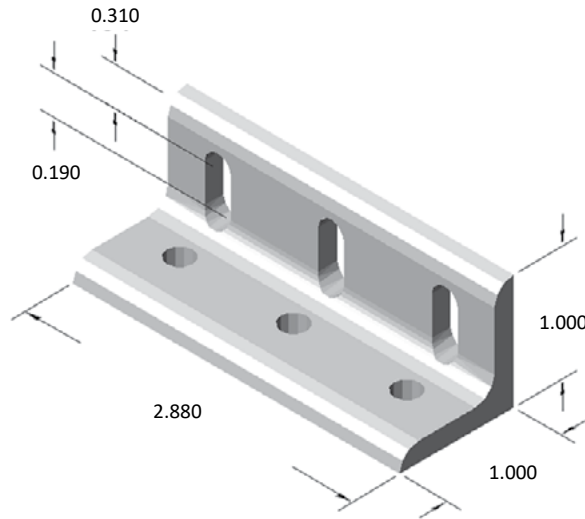
Part weight: .085 lbs

### RECOMMENDED HARDWARE

QTY	DESCRIPTION	PART NO.
6	1/4-20 x 1/2 BHSCS	13FA3300
6	1/4-20 ECONOMY T-NUT	10FA3121

## 10CB4224\* (non-stock)

6 HOLE SLOTTED INSIDE CORNER BRACKET




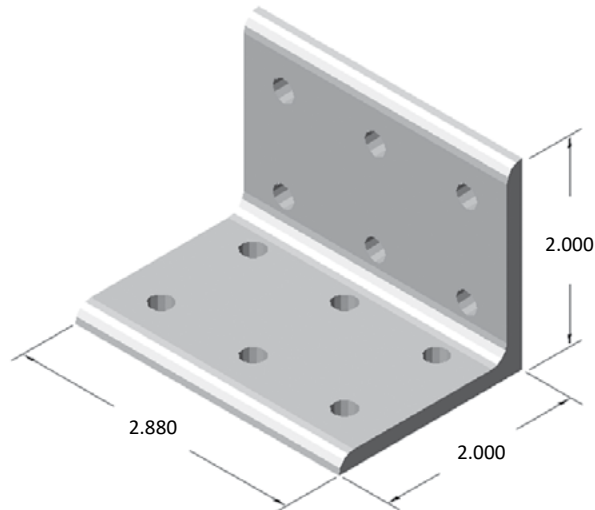
Part weight: .085 lbs

### RECOMMENDED HARDWARE

QTY	DESCRIPTION	PART NO.
6	1/4-20 x 1/2 BHSCS	13FA3300
6	1/4-20 ECONOMY T-NUT	10FA3121

## 10CB4113\* (non-stock)

12 HOLE INSIDE CORNER BRACKET




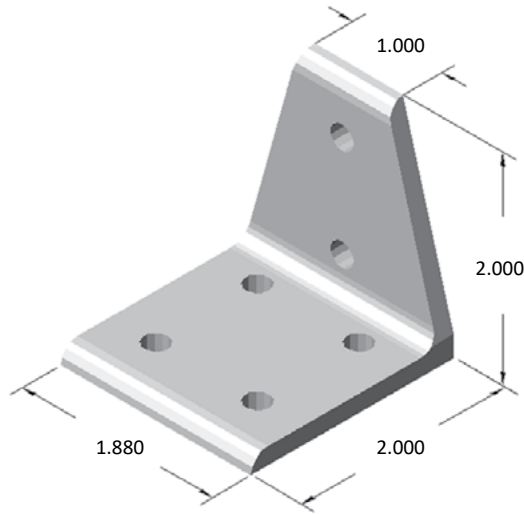
Part weight: .185 lbs

### RECOMMENDED HARDWARE

QTY	DESCRIPTION	PART NO.
12	1/4-20 x 1/2 BHSCS	13FA3300
12	1/4-20 ECONOMY T-NUT	10FA3121

**10CB4117\*** (non-stock)

6 HOLE CENTER INSIDE CORNER BRACKET




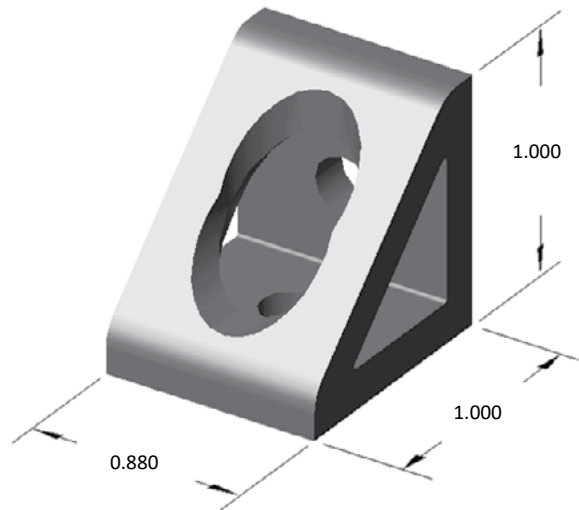
Part weight: .115 lbs

**RECOMMENDED HARDWARE**

QTY	DESCRIPTION	PART NO.
6	1/4-20 x 1/2 BHSCS	13FA3300
6	1/4-20 ECONOMY T-NUT	10FA3121

**10CB4101**

2 HOLE INSIDE GUSSET CORNER BRACKET




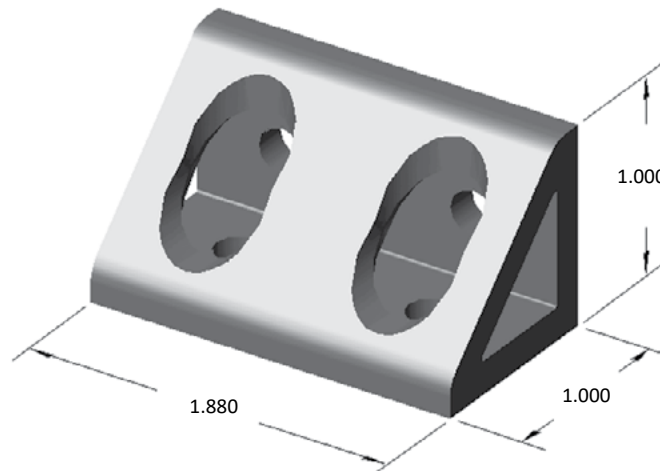
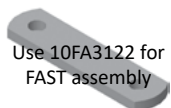
Part weight: .035 lbs

**RECOMMENDED HARDWARE**

QTY	DESCRIPTION	PART NO.
2	1/4-20 x 1/2 BHSCS	13FA3300
2	1/4-20 ECONOMY T-NUT	10FA3121

**10CB4105**

4 HOLE INSIDE GUSSET CORNER BRACKET



Part weight: .075 lbs

**RECOMMENDED HARDWARE**

QTY	DESCRIPTION	PART NO.
4	1/4-20 x 1/2 BHSCS	13FA3300
4	1/4-20 ECONOMY T-NUT	10FA3121

# 10 SERIES BRACKETS

## 10CB4108

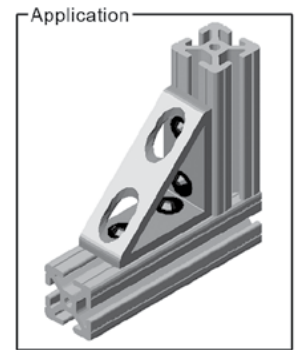
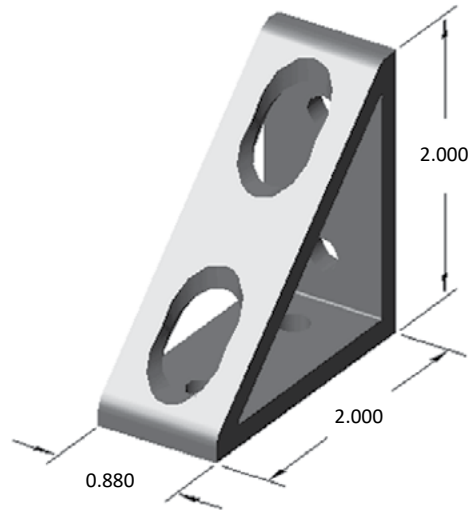
4 HOLE INSIDE GUSSET CORNER BRACKET



Use 10FA3122 for FAST assembly

### RECOMMENDED HARDWARE

QTY	DESCRIPTION	PART NO.
4	1/4-20 x 1/2 BHSCS	13FA3300
4	1/4-20 ECONOMY T-NUT	10FA3121



Part weight: .180 lbs

## 10CB4107


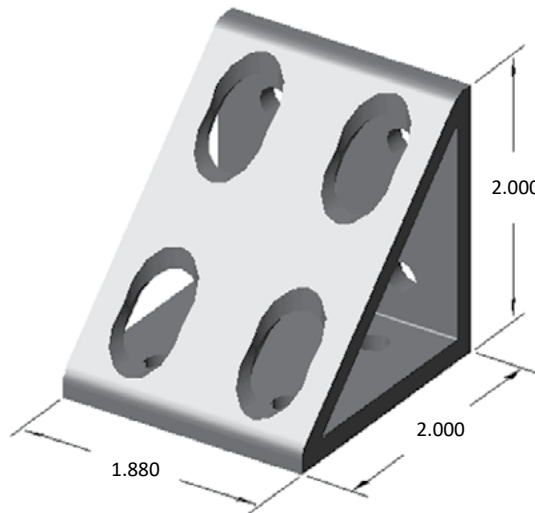
8 HOLE INSIDE GUSSET CORNER BRACKET



Use 10FA3122 for FAST assembly

### RECOMMENDED HARDWARE

QTY	DESCRIPTION	PART NO.
8	1/4-20 x 1/2 BHSCS	13FA3300
8	1/4-20 ECONOMY T-NUT	10FA3121



Part weight: .110 lbs

## 10JP4201


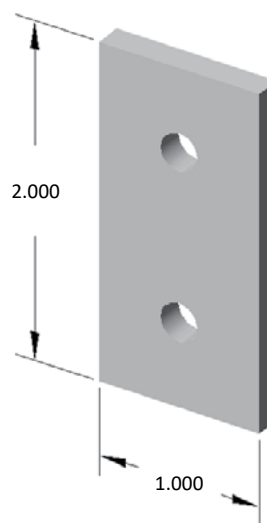
2 HOLE JOINING STRIP



Use 10FA3122 for FAST assembly

### RECOMMENDED HARDWARE

QTY	DESCRIPTION	PART NO.
2	1/4-20 x 1/2 FBHSCS	13FA3309
2	1/4-20 ECONOMY T-NUT	10FA3121




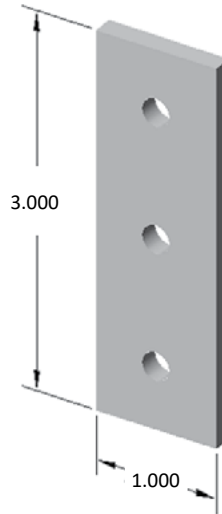
Part weight: .030 lbs

### 10JP4202

3 HOLE JOINING STRIP



Use 10FA3122 for FAST assembly



Part weight: .045 lbs

#### RECOMMENDED HARDWARE


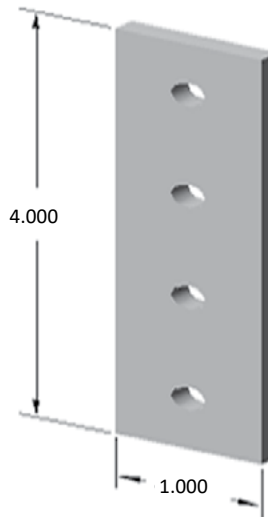
QTY	DESCRIPTION	PART NO.
3	1/4-20 x 1/2 FBHSCS	13FA3309
3	1/4-20 ECONOMY T-NUT	10FA3121

### 10JP4213

4 HOLE JOINING STRIP



Use 10FA3122 for FAST assembly



Part weight: .065 lbs

#### RECOMMENDED HARDWARE


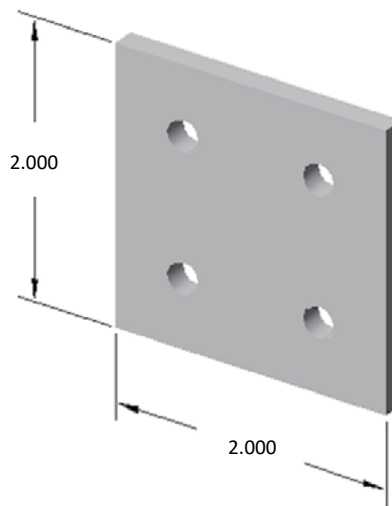
QTY	DESCRIPTION	PART NO.
4	1/4-20 x 1/2 FBHSCS	13FA3309
4	1/4-20 ECONOMY T-NUT	10FA3121

### 10JP4230

4 HOLE JOINING PLATE



Use 10FA3122 for FAST assembly



Part weight: .070 lbs

#### RECOMMENDED HARDWARE

QTY	DESCRIPTION	PART NO.
4	1/4-20 x 1/2 FBHSCS	13FA3309
4	1/4-20 ECONOMY T-NUT	10FA3121


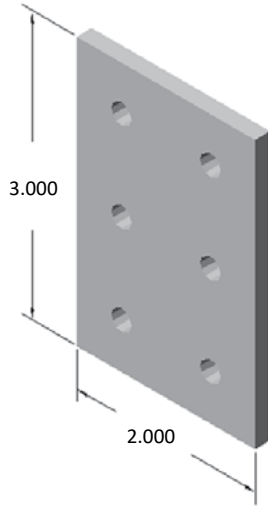
# 10 SERIES BRACKETS

## 10JP4229\* (non-stock)

6 HOLE JOINING PLATE



Use 10FA3122 for FAST assembly



Part weight: .100 lbs

### RECOMMENDED HARDWARE


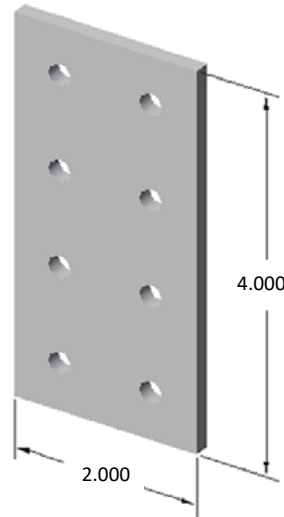
QTY	DESCRIPTION	PART NO.
6	1/4-20 x 1/2 FBHSCS	13FA3309
6	1/4-20 ECONOMY T-NUT	10FA3121

## 10JP4208

8 HOLE JOINING PLATE



Use 10FA3122 for FAST assembly



Part weight: .140 lbs

### RECOMMENDED HARDWARE


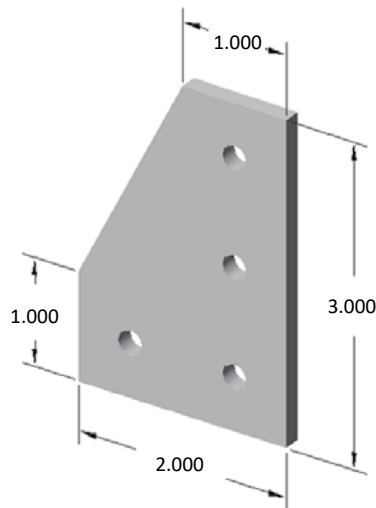
QTY	DESCRIPTION	PART NO.
8	1/4-20 x 1/2 FBHSCS	13FA3309
8	1/4-20 ECONOMY T-NUT	10FA3121

## 10JP4203

4 HOLE 90° JOINING PLATE



Use 10FA3122 for FAST assembly




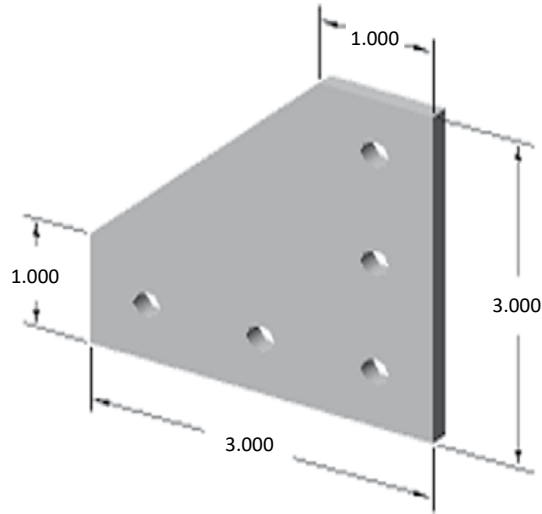
Part weight: .085 lbs

### RECOMMENDED HARDWARE

QTY	DESCRIPTION	PART NO.
4	1/4-20 x 1/2 FBHSCS	13FA3309
4	1/4-20 ECONOMY T-NUT	10FA3121

### 10JP4205

5 HOLE 90° JOINING PLATE




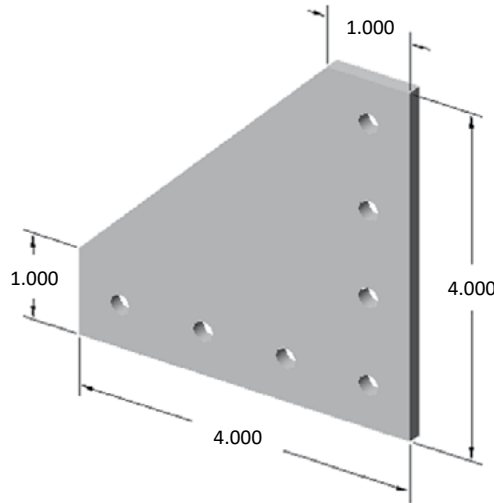
Part weight: .120 lbs

#### RECOMMENDED HARDWARE

QTY	DESCRIPTION	PART NO.
5	1/4-20 x 1/2 FBHSCS	13FA3309
5	1/4-20 ECONOMY T-NUT	10FA3121

### 10JP4226\* (non-stock)

7 HOLE 90° JOINING PLATE




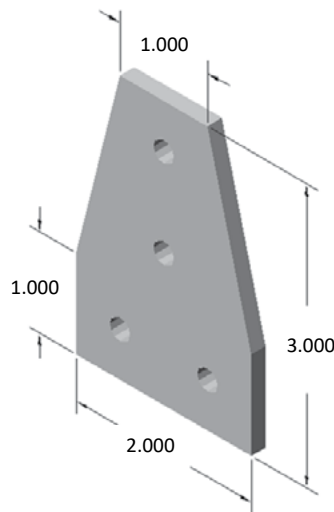
Part weight: .205 lbs

#### RECOMMENDED HARDWARE

QTY	DESCRIPTION	PART NO.
7	1/4-20 x 1/2 FBHSCS	13FA3309
7	1/4-20 ECONOMY T-NUT	10FA3121

### 10JP4207\* (non-stock)

4 HOLE TEE JOINING PLATE



Part weight: .085 lbs


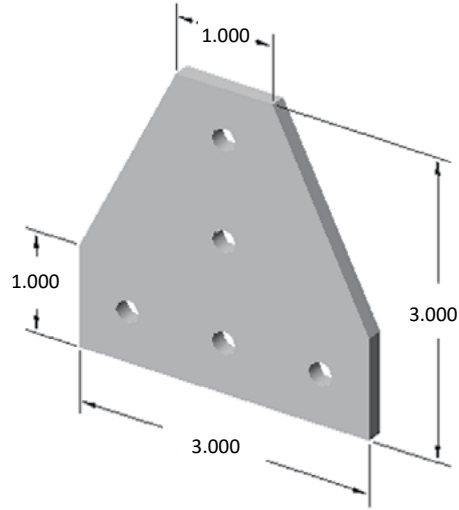
#### RECOMMENDED HARDWARE

QTY	DESCRIPTION	PART NO.
4	1/4-20 x 1/2 FBHSCS	13FA3309
4	1/4-20 ECONOMY T-NUT	10FA3121

# 10 SERIES BRACKETS

## 10JP4204

5 HOLE TEE JOINING PLATE




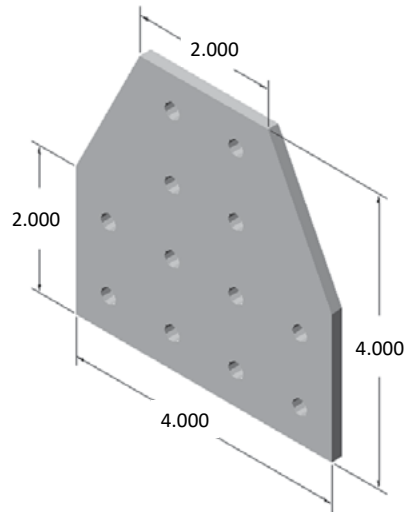
Part weight: .120 lbs

### RECOMMENDED HARDWARE

QTY	DESCRIPTION	PART NO.
5	1/4-20 x 1/2 FBHSCS	13FA3309
5	1/4-20 ECONOMY T-NUT	10FA3121

## 10JP4216\* (non-stock)

12 HOLE TEE JOINING PLATE




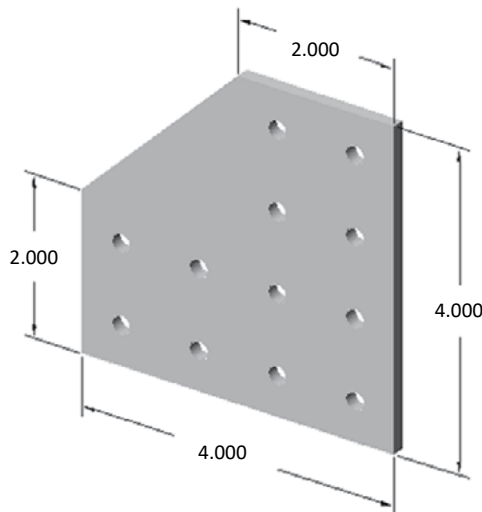
Part weight: .245 lbs

### RECOMMENDED HARDWARE

QTY	DESCRIPTION	PART NO.
12	1/4-20 x 1/2 FBHSCS	13FA3309
12	1/4-20 ECONOMY T-NUT	10FA3121

## 10JP4209\* (non-stock)

12 HOLE 90° JOINING PLATE



Part weight: .245 lbs

### RECOMMENDED HARDWARE


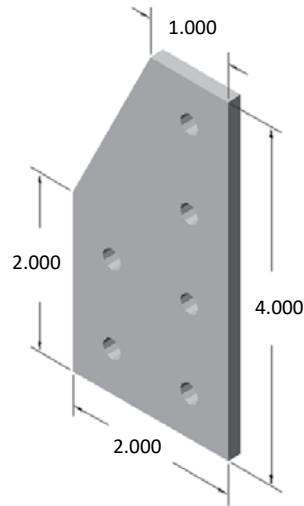
QTY	DESCRIPTION	PART NO.
12	1/4-20 x 1/2 FBHSCS	13FA3309
12	1/4-20 ECONOMY T-NUT	10FA3121

**10JP4214\*** (non-stock)

6 HOLE 90° JOINING PLATE



Use 10FA3122 for FAST assembly



Part weight: .120 lbs

**RECOMMENDED HARDWARE**


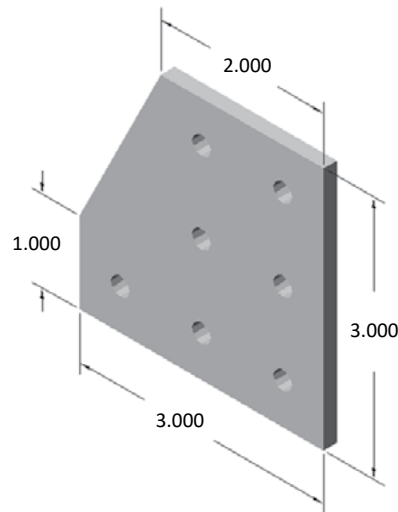
QTY	DESCRIPTION	PART NO.
6	1/4-20 x 1/2 FBHSCS	13FA3309
6	1/4-20 ECONOMY T-NUT	10FA3121

**10JP4220\*** (non-stock)

7 HOLE 90° JOINING PLATE



Use 10FA3122 for FAST assembly



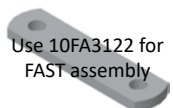
Part weight: .135 lbs

**RECOMMENDED HARDWARE**


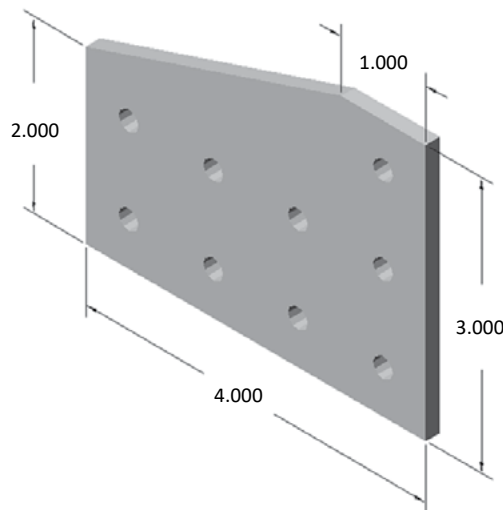
QTY	DESCRIPTION	PART NO.
7	1/4-20 x 1/2 FBHSCS	13FA3309
7	1/4-20 ECONOMY T-NUT	10FA3121

**10JP4217\*** (non-stock)

9\* HOLE 90° JOINING PLATE



Use 10FA3122 for FAST assembly



Part weight: .180 lbs


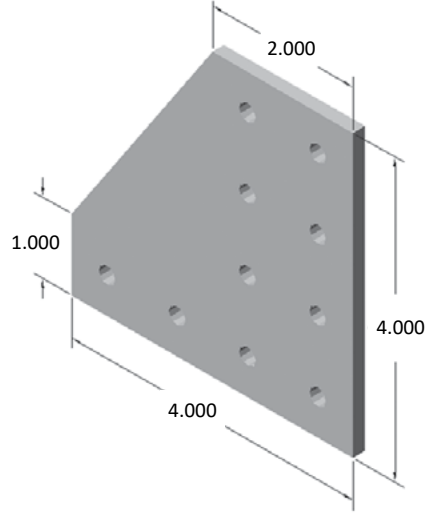
**RECOMMENDED HARDWARE**

QTY	DESCRIPTION	PART NO.
9	1/4-20 x 1/2 FBHSCS	13FA3309
9	1/4-20 ECONOMY T-NUT	10FA3121

# 10 SERIES BRACKETS

## 10JP4218\* (non-stock)

10 HOLE 90° JOINING PLATE




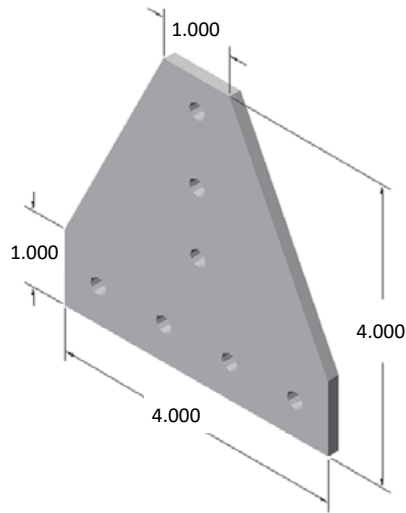
Part weight: .225 lbs

### RECOMMENDED HARDWARE

QTY	DESCRIPTION	PART NO.
10	1/4-20 x 1/2 FBHSCS	13FA3309
10	1/4-20 ECONOMY T-NUT	10FA3121

## 10JP4212\* (non-stock)

7 HOLE TEE JOINING PLATE



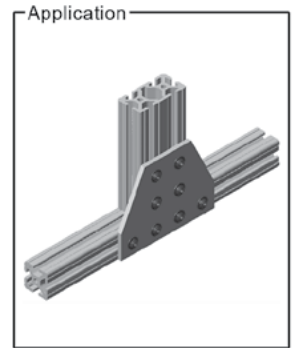
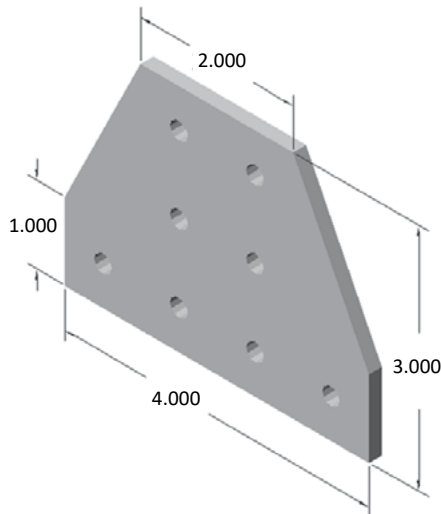
Part weight: .200 lbs

### RECOMMENDED HARDWARE

QTY	DESCRIPTION	PART NO.
7	1/4-20 x 1/2 FBHSCS	13FA3309
7	1/4-20 ECONOMY T-NUT	10FA3121

## 10JP4227\* (non-stock)

8 HOLE TEE JOINING PLATE




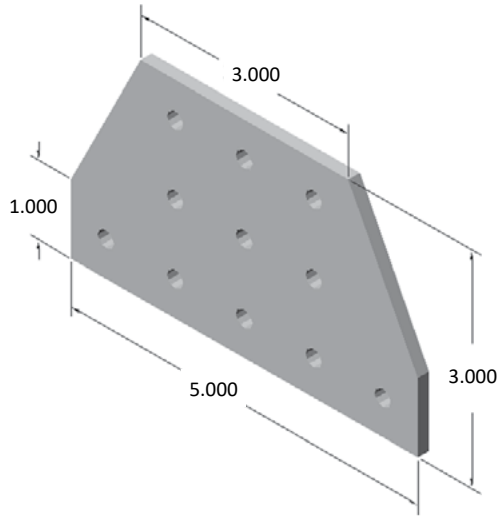
Part weight: .170 lbs

### RECOMMENDED HARDWARE

QTY	DESCRIPTION	PART NO.
8	1/4-20 x 1/2 FBHSCS	13FA3309
8	1/4-20 ECONOMY T-NUT	10FA3121

**10JP4210\*** (non-stock)

11 HOLE TEE JOINING PLATE




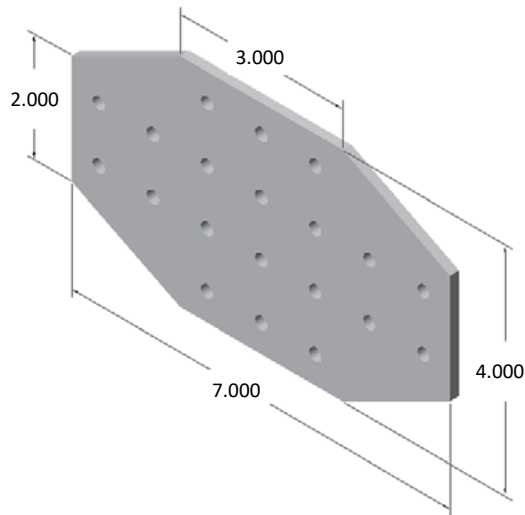
Part weight: .225 lbs

**RECOMMENDED HARDWARE**

QTY	DESCRIPTION	PART NO.
11	1/4-20 x 1/2 FBHSCS	13FA3309
11	1/4-20 ECONOMY T-NUT	10FA3121

**10JP4211\*** (non-stock)

20 HOLE CROSS JOINING PLATE



Part weight: .415 lbs

**RECOMMENDED HARDWARE**

QTY	DESCRIPTION	PART NO.
20	1/4-20 x 1/2 FBHSCS	13FA3309
20	1/4-20 ECONOMY T-NUT	10FA3121

# 10 SERIES BRACKETS

## 45° SUPPORTS

45° Supports offer strong connections for heavy duty projects where high weight loads may exist. You can also reinforce existing connections with 45° supports to ensure maximum handling capacity.

- Hardware included - screws, washers and t-nuts
- Choose from a variety of lengths or customize to fit your needs (see below)
- Available in both EX and QE (smooth) materials

Hardware Included



### Standard Supports - EX Profiles


Part No.	Extrusion Type	Length
10SP1801	10EX1010	6.00"
10SP1802	10EX1010	12.00"
10SP1803	10EX1010	18.00"
10SP1811	10EX1020	6.00"
10SP1812	10EX1020	12.00"
10SP1813	10EX1020	18.00"

### Standard Supports - QE Profiles

Part No.	Extrusion Type	Length
10SP1804	10QE1010	6.00"
10SP1805	10QE1010	12.00"
10SP1806	10QE1010	18.00"

### Miter Cut Service

- Service is per end
- When ordering extrusions with miter cuts, please submit a drawing for quick, accurate processing.



Service No.	Description
10MA9025	Miter cut for 1.0" x 1.0" extrusions
10MA9026	Miter cut for 1.0" x 2.0" extrusions
10MA9032	Miter cut for 1.0" x 3.0" extrusions
10MA9027	Miter cut for 2.0" x 2.0" extrusions

Ordering your custom length supports is easy! All 10 Series extrusions can be cut from 45° to 90°.

### Miter Cut Service - With Counterbores

- Service is per end
- Maximum length = 48.0"
- When ordering extrusions with miter cuts, please submit a drawing to ensure quick, accurate processing.



Service No.	Description
10MA9030	Miter cut/c-bore for 1.0" x 1.0" extrusions
10MA9031	Miter cut/c-bore for 1.0" x 2.0" extrusions
10MA9033	Miter cut/c-bore for 1.0" x 3.0" extrusions

# SECTION 14

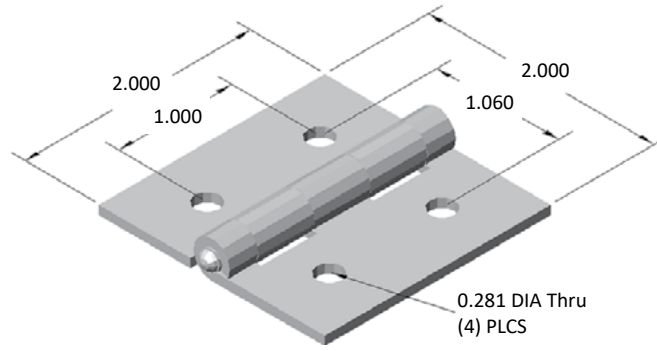
## 10 SERIES HINGES




# 10 SERIES HINGES

## 10HI8216

ALUMINUM BUTT HINGE



- 50 lb. load capacity per hinge
- Clear anodized aluminum hinge with steel pin



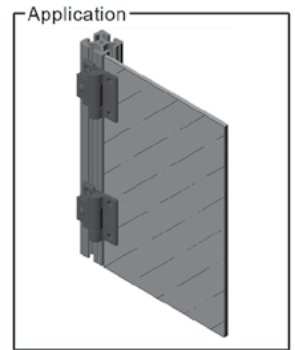
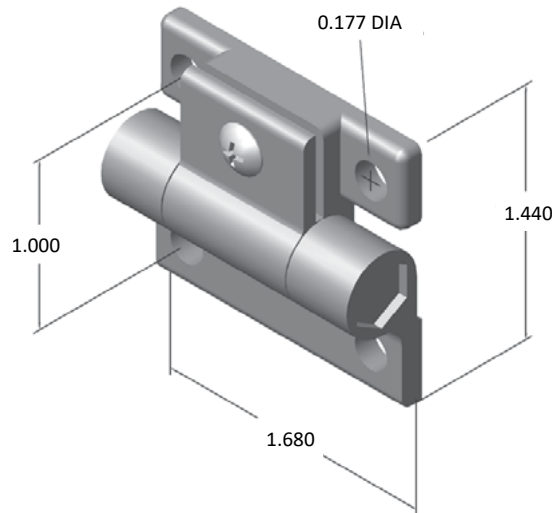
### RECOMMENDED HARDWARE

QTY	DESCRIPTION	PART NO.
4	1/4-20 x 3/8 FBHSCS	13FA3308
2	1/4-20 DOUBLE T-NUT	10FA3122

## 10HI8215

PLASTIC ADJUSTABLE HINGE

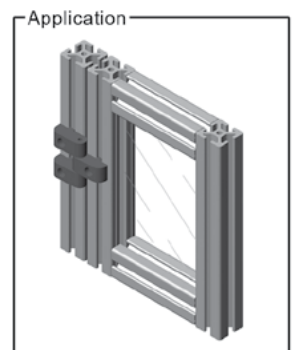
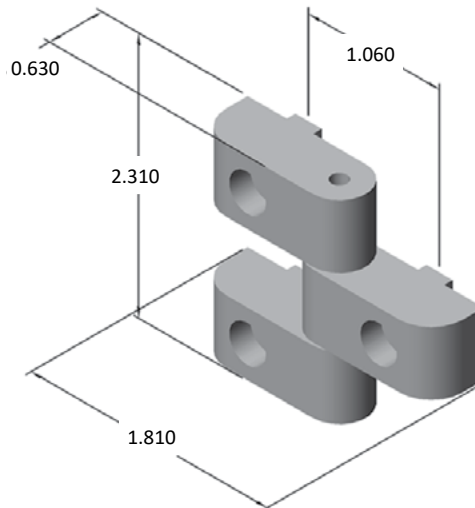
- ⚠ Not to be used to hinge two extrusions together



- Use to hang an unframed panel on extrusion frame
- Hardware included for mounting
- Black acetal plastic with polycarbonate pin

## 10HI7810


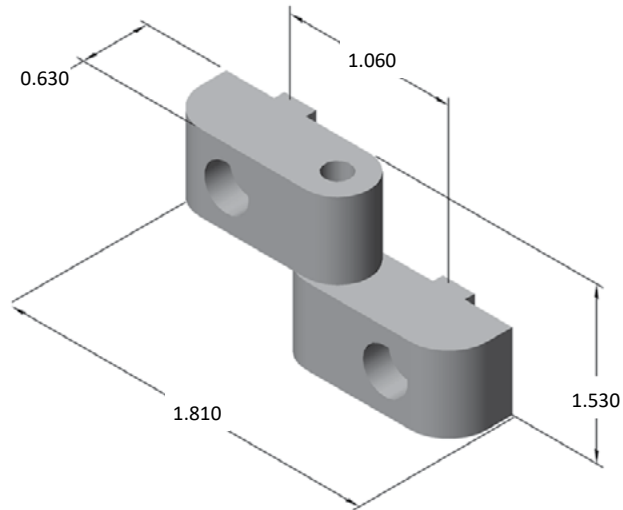
HEAVY DUTY HINGE - PLASTIC



- Hardware included for mounting
- High strength nylon construction
- Self-lubricating bushings

### 10HI7821


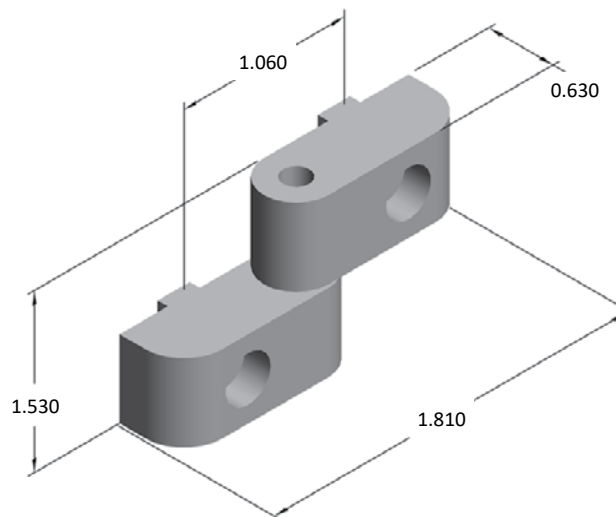
RIGHT LIFT-OFF HINGE - PLASTIC



- Hardware included for mounting
- High strength nylon construction
- Self-lubricating bushings

### 10HI7820

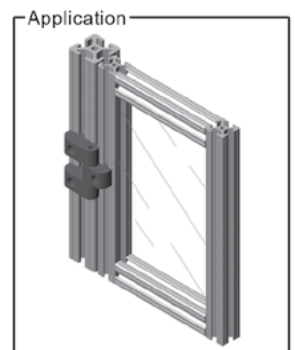
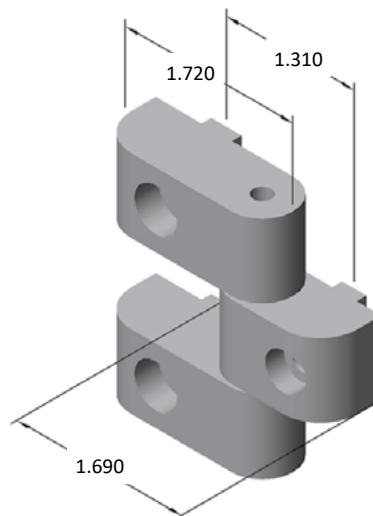
LEFT LIFT-OFF HINGE - PLASTIC



- Hardware included for mounting
- High strength nylon construction
- Self-lubricating bushings

### 13HI8104

HEAVY DUTY TRANSITION HINGE - PLASTIC




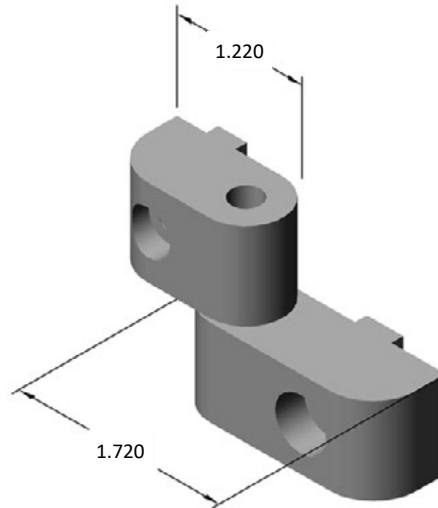
- Connects 10 Series doors to 15 Series frames
- Hardware included for mounting
- High strength nylon construction
- Self-lubricating bushings

## 10 SERIES HINGES

### 13HI8100

RIGHT LIFT-OFF TRANSITION HINGE - PLASTIC

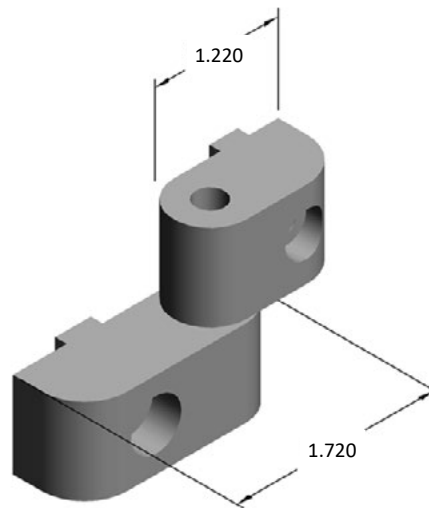
- Connects 10 Series doors to 15 Series frames
- Hardware included for mounting
- High strength nylon construction
- Self-lubricating bushings



### 13HI8101

LEFT LIFT-OFF TRANSITION HINGE - PLASTIC

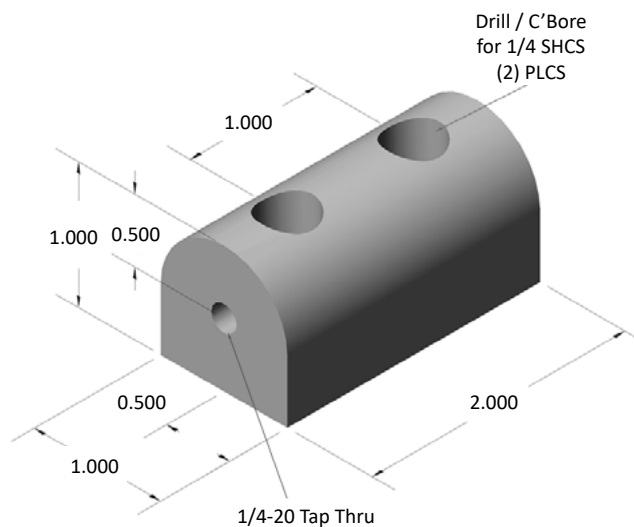
- Connects 10 Series doors to 15 Series frames
- Hardware included for mounting
- High strength nylon construction
- Self-lubricating bushings



### 10HI8306


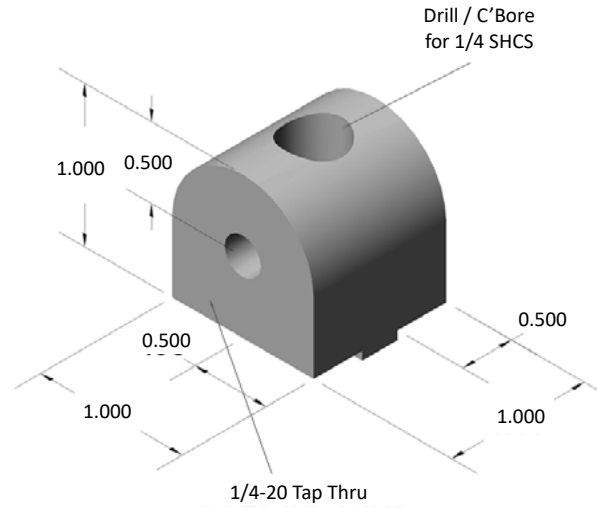
2" PIVOT NUB

- Hardware included
- See page 220 for complete assemblies



### 10HI8308


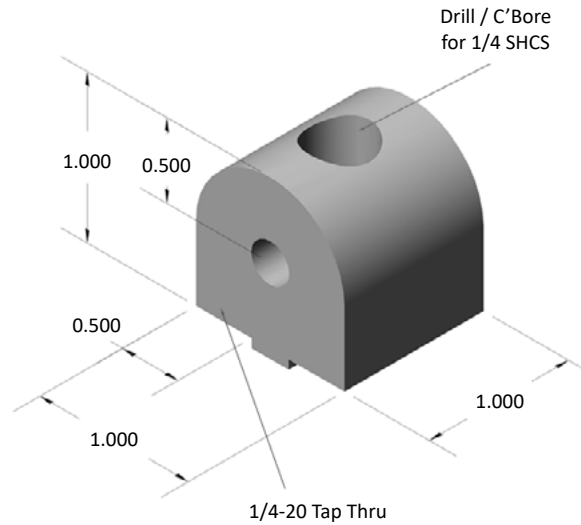
1.0" PIVOT NUB - 0°



- Hardware included
- See page 220 for complete assemblies

### 10HI8310


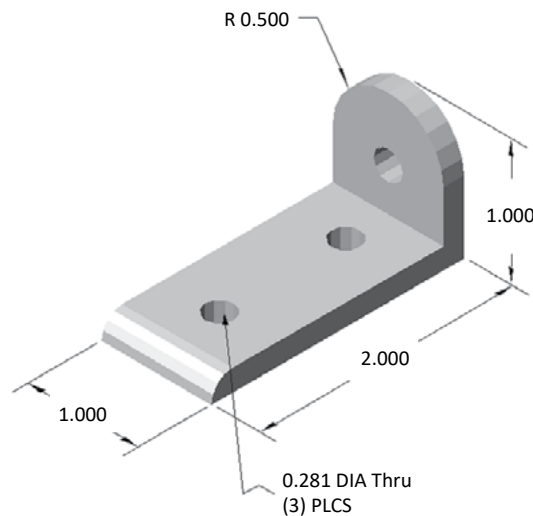
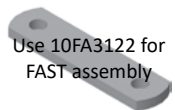
1.0" PIVOT NUB - 90°



- Hardware included
- See page 220 for complete assemblies

### 10HI8312

1.0" L-PIVOT ARM



#### RECOMMENDED HARDWARE

QTY	DESCRIPTION	PART NO.
3	1/4-20 x 1/2 BHSCS	13FA3300
2	1/4-20 ECONOMY T-NUT	10FA3121

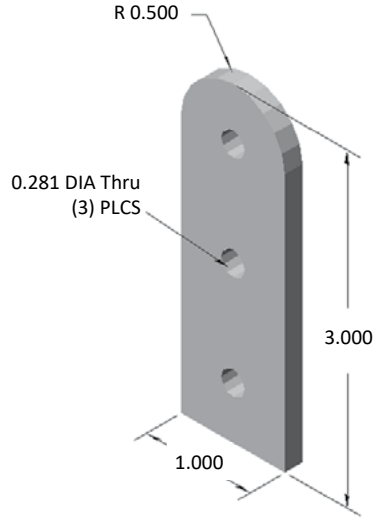
# 10 SERIES HINGES

## 10HI8315

3.0" PIVOT ARM



Use 10FA3122 for FAST assembly



### RECOMMENDED HARDWARE


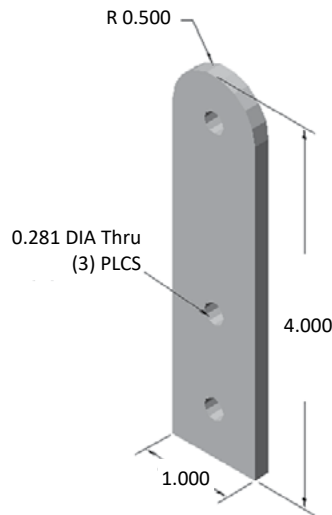
QTY	DESCRIPTION	PART NO.
3	1/4-20 x 1/2 BHSCS	13FA3300
2	1/4-20 ECONOMY T-NUT	10FA3121

## 10HI8338

4.0" FIXED PIVOT ARM



Use 10FA3122 for FAST assembly




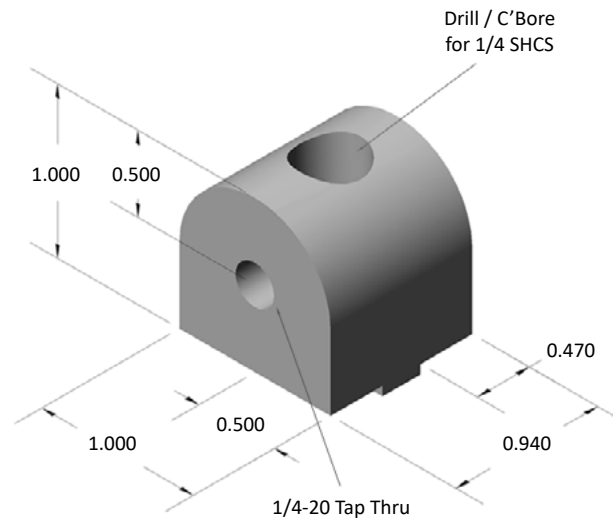
### RECOMMENDED HARDWARE

QTY	DESCRIPTION	PART NO.
2	1/4-20 x 1/2 FBHSCS	13FA3309
1	1/4-20 ECONOMY T-NUT	10FA3121

## 10HI8300

1.0" LIVING PIVOT NUB - 0°

0° is defined as a pivot nub or pivot hinge, rotating parallel to the extrusion to which it is attached


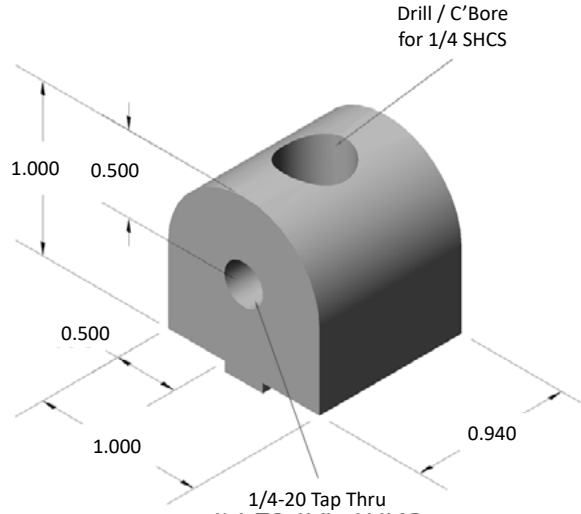


- Hardware included
- See page 219 for complete assemblies

### 10HI8302

1.0" LIVING PIVOT NUB - 90°


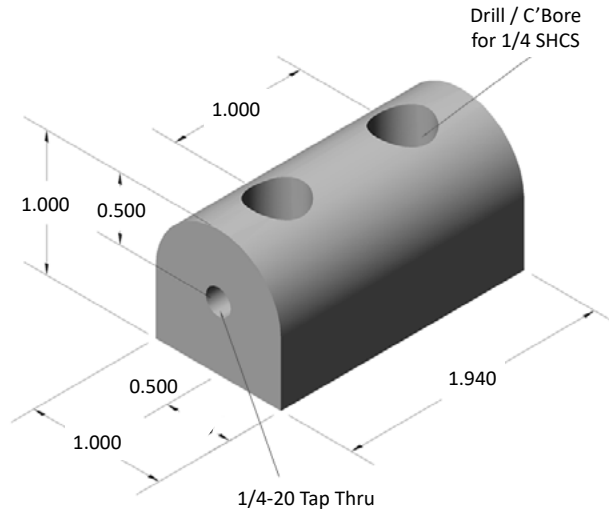
0° is defined as a pivot nub or pivot hinge, rotating parallel to the extrusion to which it is attached



- Hardware included
- See page 219 for complete assemblies

### 10HI8317

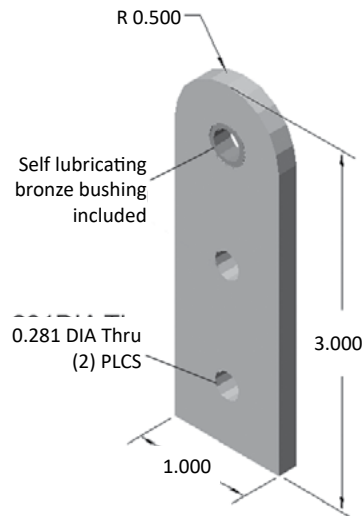
2" LIVING PIVOT NUB



- Hardware included
- See page 219 for complete assemblies

### 10HI8304

3.0" LIVING PIVOT ARM



#### RECOMMENDED HARDWARE

QTY	DESCRIPTION	PART NO.
1	LIVING HINGE KIT	10HI8320
2	1/4-20 x 1/2 FHSCS	13FA3110
2	1/4-20 ECONOMY T-NUT	10FA3121


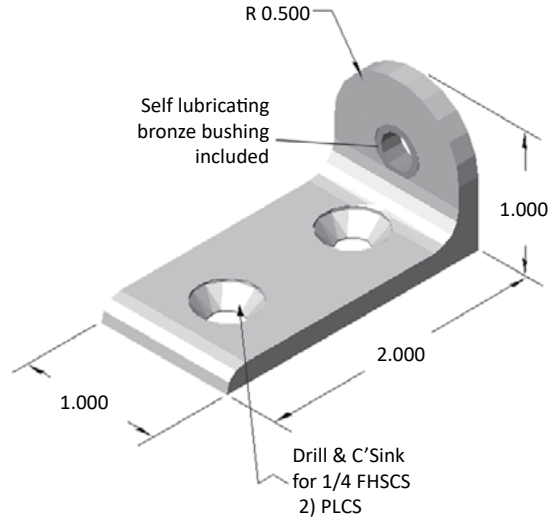
# 10 SERIES HINGES

## 10HI8313

1.0" LIVING L-PIVOT ARM



Use 10FA3122 for FAST assembly

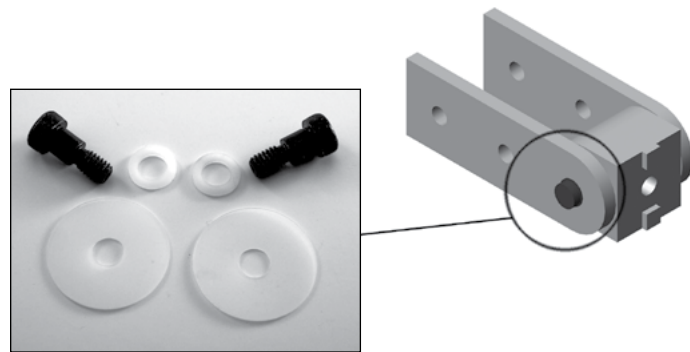


### RECOMMENDED HARDWARE

QTY	DESCRIPTION	PART NO.
1	LIVING HINGE KIT	10HI8320
2	1/4-20 x 1/2 FHSCS	13FA3110
2	1/4-20 ECONOMY T-NUT	10FA3121

## 10HI8320

LIVING HINGE FASTENER KIT

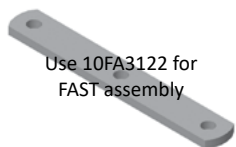


### INCLUDED HARDWARE


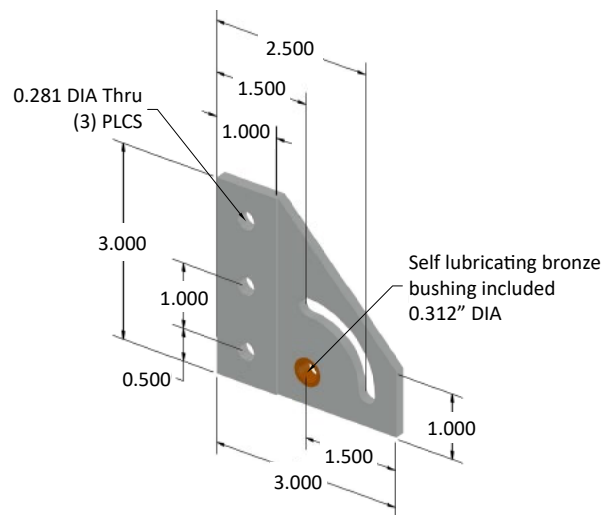
QTY	DESCRIPTION	PART NO.
2	5/16 X .25 SHOULDER BOLT	13FA3716
2	1.0 X .031 NYLON WASHER	13FA3746
2	1/2 X .080 NYLON WASHER	13FA3745

## 10HI8351

90° LEFT-HAND PIVOT BRACKET



Use 10FA3122 for FAST assembly


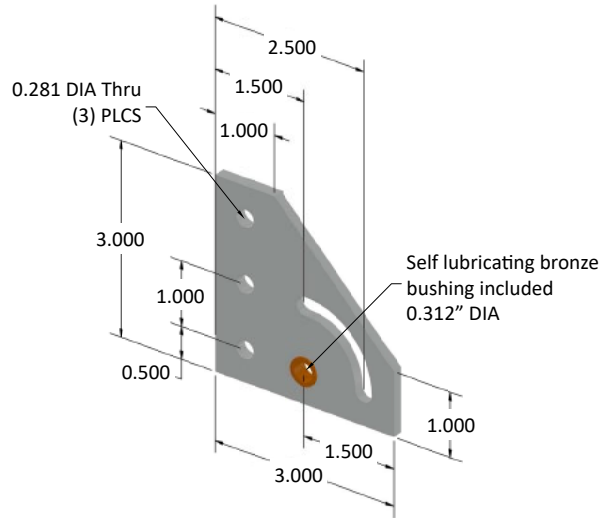
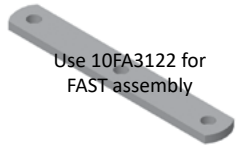


### RECOMMENDED HARDWARE

QTY	DESCRIPTION	PART NO.
1	"L" HANDLE HINGE KIT	10HI8374
3	1/4-20 x 1/2 FBHSCS	13FA3309
3	1/4-20 ECONOMY T-NUT	10FA3121

### 10HI8352

90° RIGHT-HAND PIVOT BRACKET


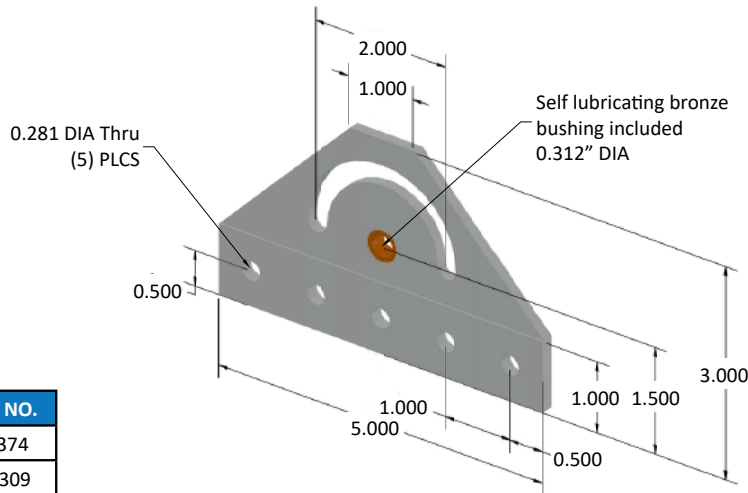


#### RECOMMENDED HARDWARE

QTY	DESCRIPTION	PART NO.
1	"L" HANDLE HINGE KIT	10HI8374
3	1/4-20 x 1/2 FBHSCS	13FA3309
3	1/4-20 ECONOMY T-NUT	10FA3121

### 10HI8350

180° PIVOT BRACKET



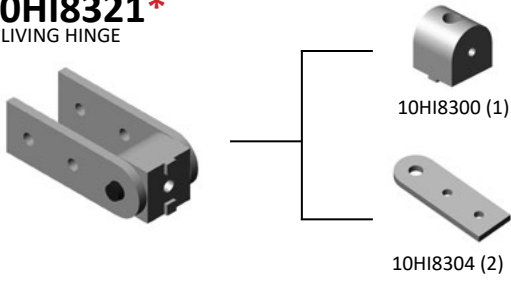
#### RECOMMENDED HARDWARE

QTY	DESCRIPTION	PART NO.
1	"L" HANDLE HINGE KIT	10HI8374
5	1/4-20 x 1/2 FBHSCS	13FA3309
5	1/4-20 ECONOMY T-NUT	10FA3121

# 10 SERIES HINGES

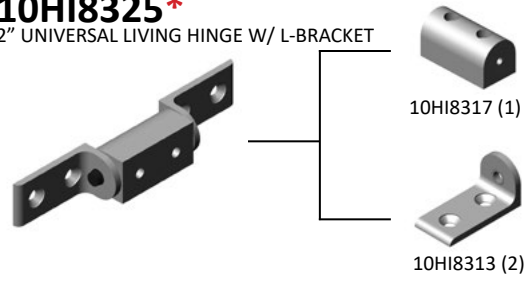
## Living Pivot Hinge Assemblies

**10HI8321\***  
0° LIVING HINGE




\*Non-stock items - Please call for availability

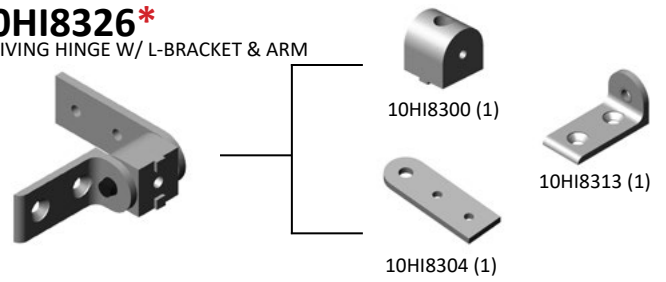
**10HI8325\***  
2" UNIVERSAL LIVING HINGE W/ L-BRACKET



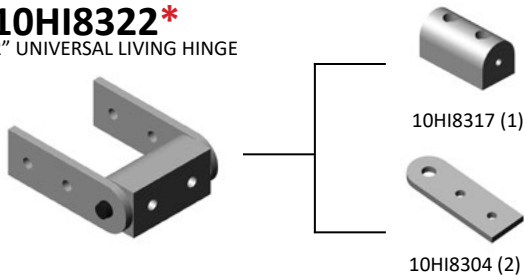
**10HI8339\***  
0° LIVING HINGE



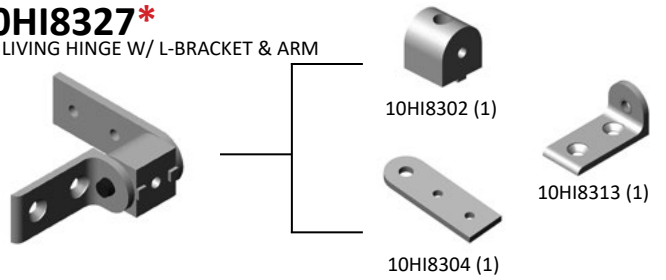
**10HI8326\***  
0° LIVING HINGE W/ L-BRACKET & ARM



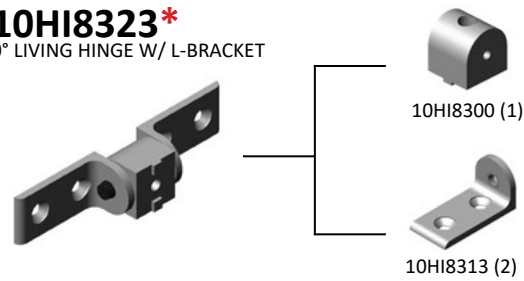
**10HI8322\***  
2" UNIVERSAL LIVING HINGE



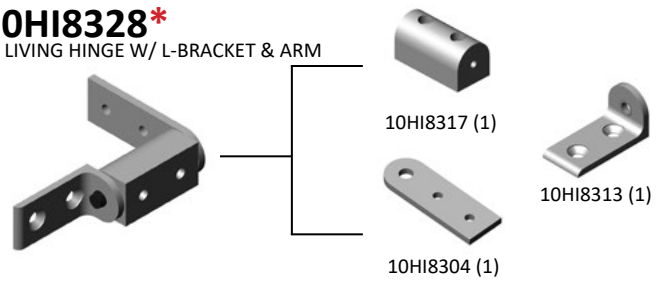
**10HI8327\***  
90° LIVING HINGE W/ L-BRACKET & ARM



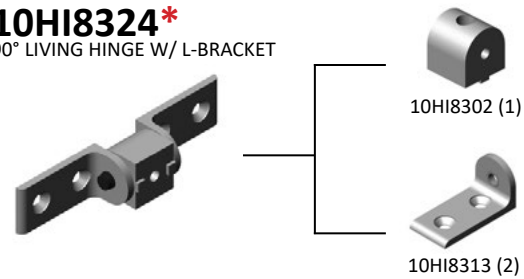
**10HI8323\***  
0° LIVING HINGE W/ L-BRACKET



**10HI8328\***  
2" LIVING HINGE W/ L-BRACKET & ARM



**10HI8324\***  
90° LIVING HINGE W/ L-BRACKET

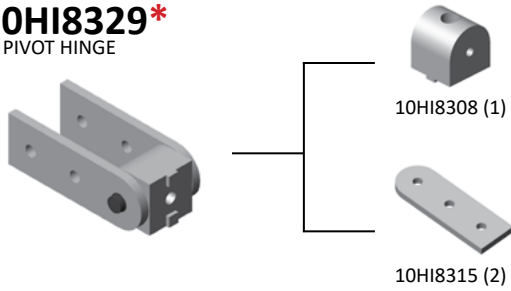


• Hardware included for mounting pivot nub to extrusion and arms

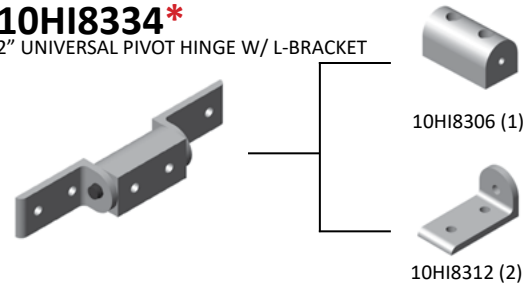
Pivot Hinge Assemblies

\*Non-stock items - Please call for availability


**10HI8329\***  
0° PIVOT HINGE



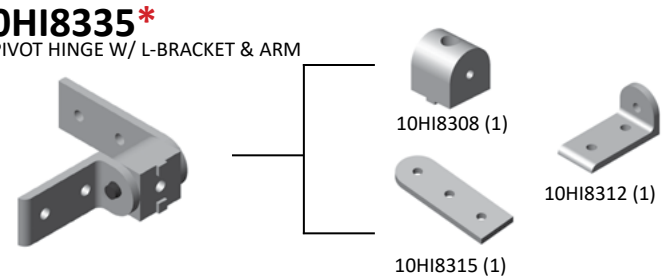
**10HI8334\***  
2" UNIVERSAL PIVOT HINGE W/ L-BRACKET



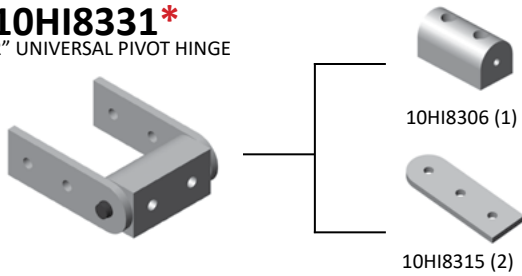
**10HI8330\***  
90° PIVOT HINGE



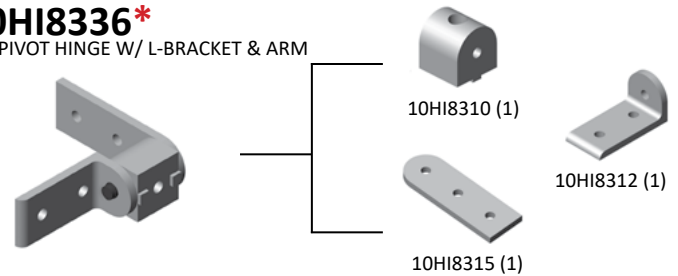
**10HI8335\***  
0° PIVOT HINGE W/ L-BRACKET & ARM



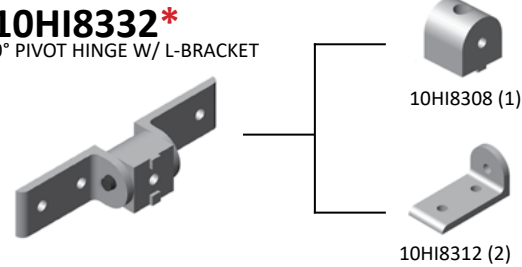
**10HI8331\***  
2" UNIVERSAL PIVOT HINGE



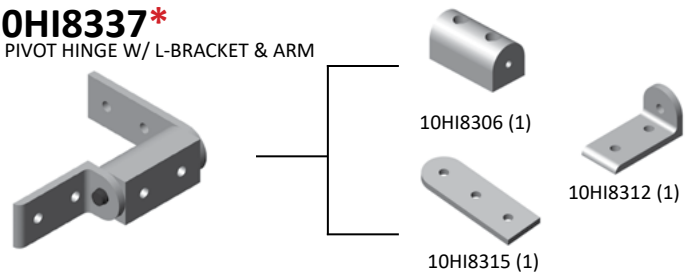
**10HI8336\***  
90° PIVOT HINGE W/ L-BRACKET & ARM



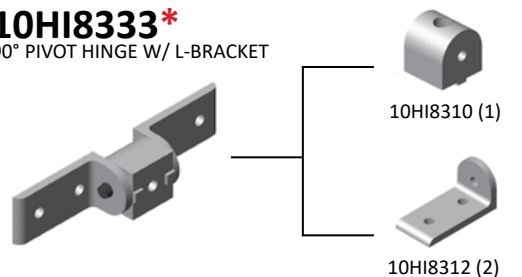
**10HI8332\***  
0° PIVOT HINGE W/ L-BRACKET



**10HI8337\***  
2" PIVOT HINGE W/ L-BRACKET & ARM



**10HI8333\***  
90° PIVOT HINGE W/ L-BRACKET



• Hardware included for mounting pivot nub to extrusion and arms

RECOMMENDED HARDWARE FOR ARMS

QTY	DESCRIPTION	PART NO.
2	1/4-20 x 1/2 FBHSCS	13FA3300
2	1/4-20 ECONOMY T-NUT	10FA3121



RECOMMENDED HARDWARE FOR L-BRACKETS

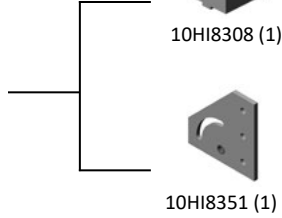
QTY	DESCRIPTION	PART NO.
2	1/4-20 x 1/2 FHSCS	13FA3110
1	1/4-20 DOUBLE T-NUT	10FA3122

# 10 SERIES HINGES

## Living Pivot Hinge Assemblies

### 10HI8353\*

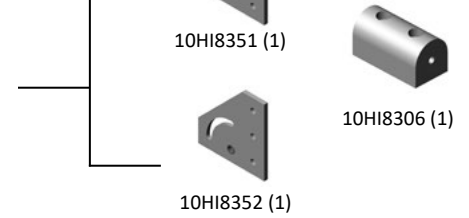
1.0" LEFT-HAND 90° PIVOT HINGE WITH HANDLE



\*Non-stock items - Please call for availability

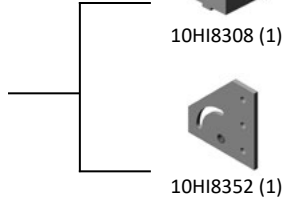
### 10HI8363\*

1.0" 90° PIVOT HINGE WITH HANDLE



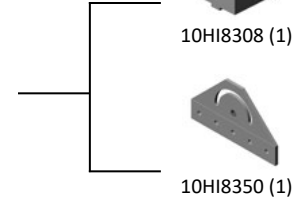
### 10HI8355\*

1.0" RIGHT-HAND 90° PIVOT HINGE WITH HANDLE



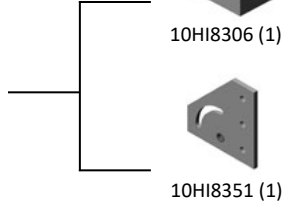
### 10HI8365\*

1.0" 180° PIVOT HINGE WITH HANDLE



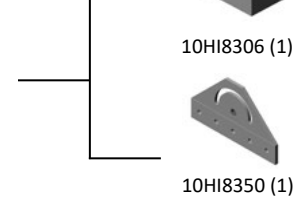
### 10HI8357\*

2.0" LEFT-HAND 90° PIVOT HINGE WITH HANDLE



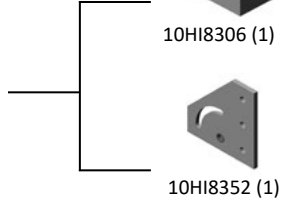
### 10HI8367\*

2.0" 180° PIVOT HINGE WITH HANDLE



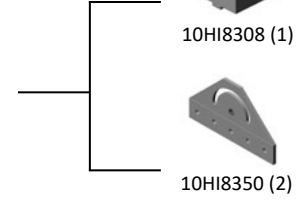
### 10HI8359\*

2.0" RIGHT-HAND 90° PIVOT HINGE WITH HANDLE



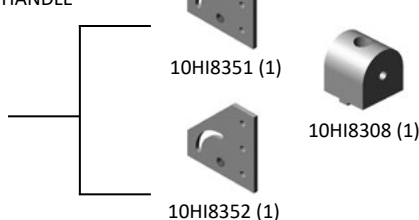
### 10HI8370\*

1.0" 180° PIVOT HINGE WITH HANDLE



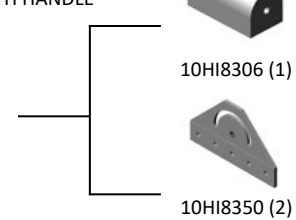
### 10HI8361\*

1.0" 90° PIVOT HINGE WITH HANDLE



### 10HI8372\*

2.0" 180° PIVOT HINGE WITH HANDLE



• Hardware included for mounting pivot nub to extrusion and arms

## RECOMMENDED HARDWARE

DESCRIPTION	PART NO.	Qty			
		10HI8353-10HI8359	10HI8361-10HI8369	10HI8365-10HI8367	10HI8370-10HI8372
1/4-20 x 1/2 BHSCS	13FA3309	3	6	5	10
1/4-20 ECONOMY T-NUT	10FA3121	3	6	5	10

# SECTION 16

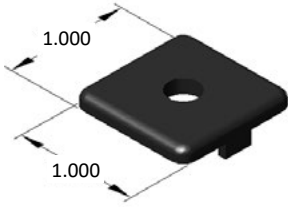
## 10 SERIES ACCESSORIES



## 10 SERIES ACCESSORIES

### 10AC7730

1.0" X 1.0" ENDCAP FOR EX & QE PROFILES

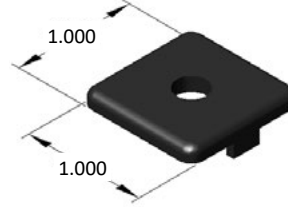


**10AC7736** Push-in fastener included

### 10AC7630

1.0" X 1.0" HEAVY DUTY ENDCAP FOR EX & QE PROFILES

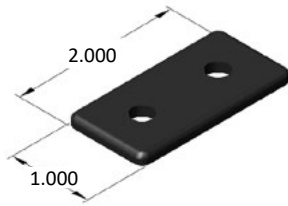
- 1/4-20 extrusion end tap required!



**13FA3300** 1/4-20 screw included

### 10AC7732

1.0" X 2.0" ENDCAP FOR EX & QE PROFILES

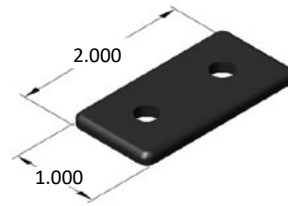


**10AC7736** Push-in fasteners included

### 10AC7632

1.0" X 2.0" HEAVY DUTY ENDCAP FOR EX & QE PROFILES


- 1/4-20 extrusion end tap required!



**13FA3300** 1/4-20 screws included

### 10AC7734

2.0" X 2.0" ENDCAP FOR EX & QE PROFILES

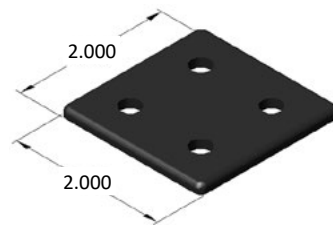


**10AC7736** Push-in fasteners included

### 10AC7634

2.0" X 2.0" HEAVY DUTY ENDCAP FOR EX & QE PROFILES

- 1/4-20 extrusion end tap required!



**13FA3300** 1/4-20 screws included

**10AC7750**


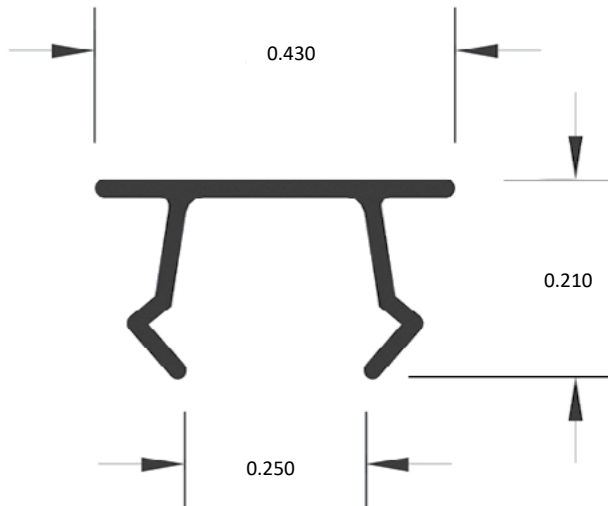
YELLOW T-SLOT COVER

**10AC7751**

BLACK T-SLOT COVER

**10AC7753**

GRAY T-SLOT COVER

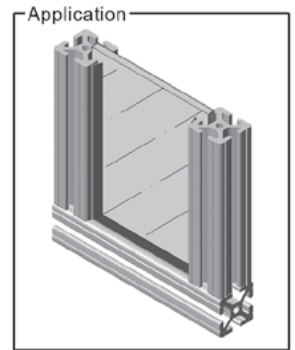
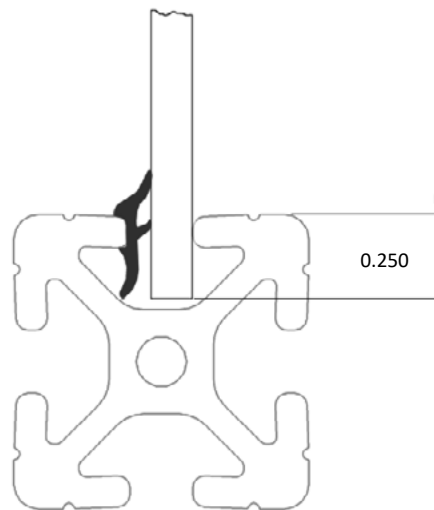



**STOCK LENGTH = 72.0"**

- Presses easily into t-slot
- Keeps t-slots covered and clean
- Provides a clean, finished look to any project

**10AC7800**

RUBBER PANEL GASKET


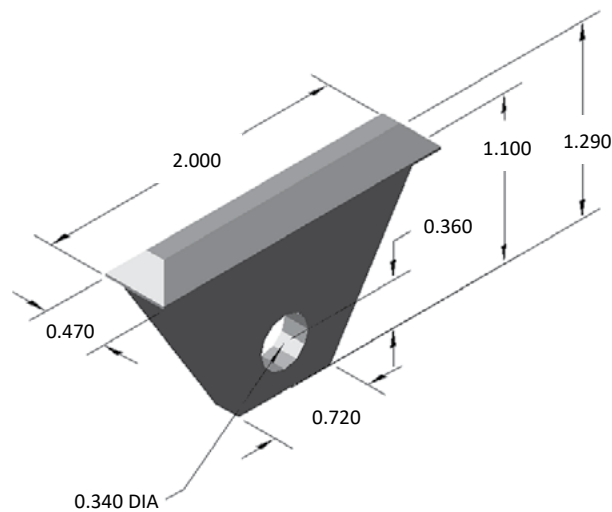


**SOLD BY THE FOOT**

- Holds panels tight
- Eliminates rattling
- Inserts after panel is installed
- Black silicone rubber material

**10AC7760**

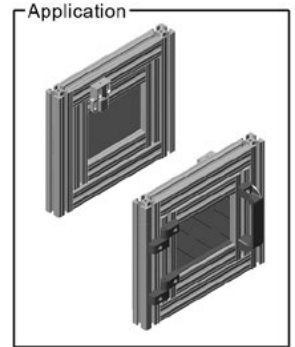
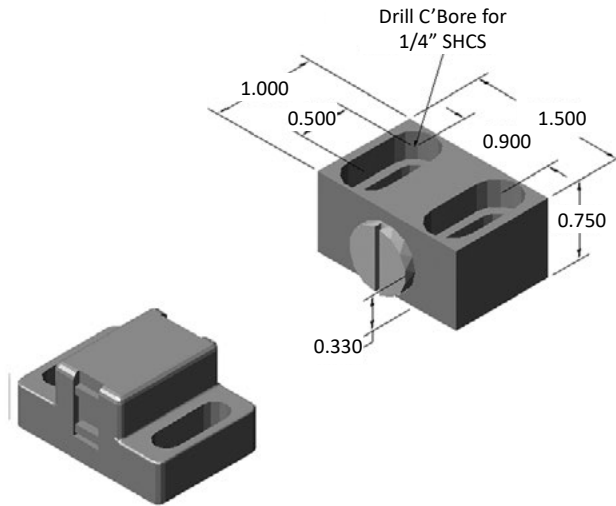
TOOL HANGER



- 75 lb capacity
- Great for air tools/cable reels
- High strength black nylon

### 10AC7976

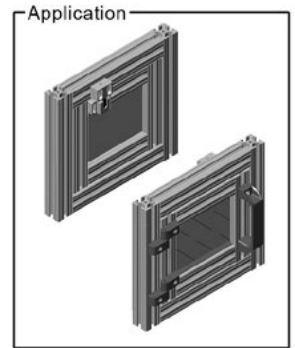
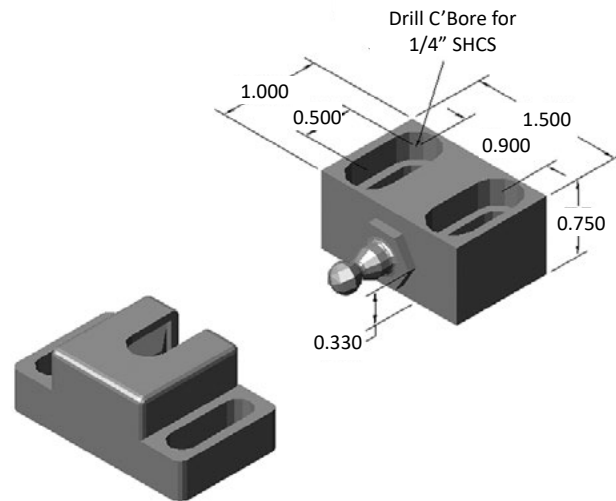
MAGNETIC CATCH W/ BRACKET



- Mounting hardware included
- Aluminum block w/ plastic catch

### 10AC7980


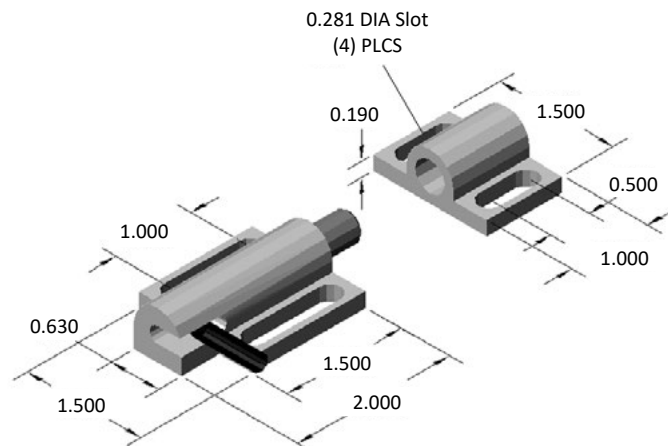
BALL LATCH CATCH W/ BRACKET



- Mounting hardware included
- Aluminum block w/ plastic catch

### 10AC7762

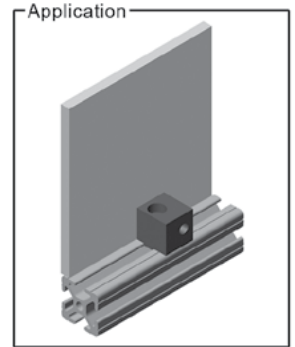
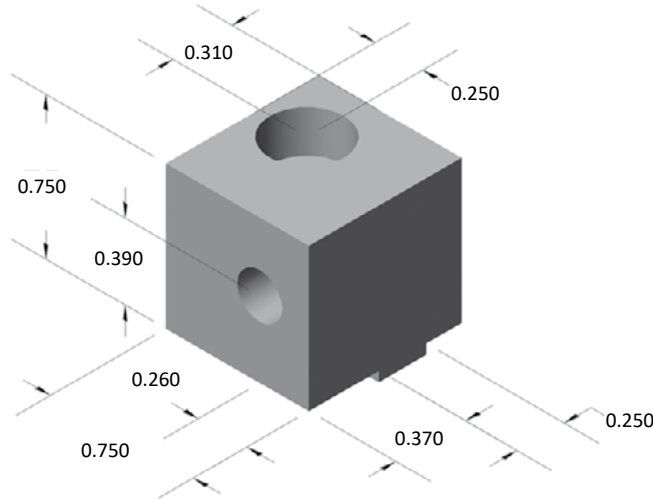
DEADBOLT LATCH - SIDE RELEASE



- Hardware included
- Spring loaded
- Aluminum construction

### 10AC7807\* (non-stock)

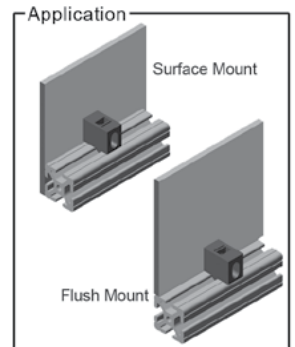
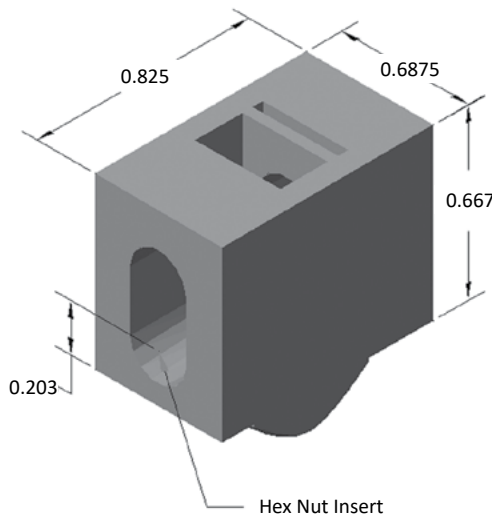
ALUMINUM PANEL MOUNT BLOCK



- Hardware included
- Aluminum construction

### 10AC7820

1/4 TURN PANEL MOUNT BLOCK  
(1/4-20 HARDWARE)



To calculate panel size, subtract 0.13" from your inside width and inside length.

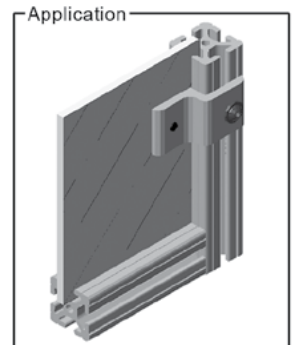
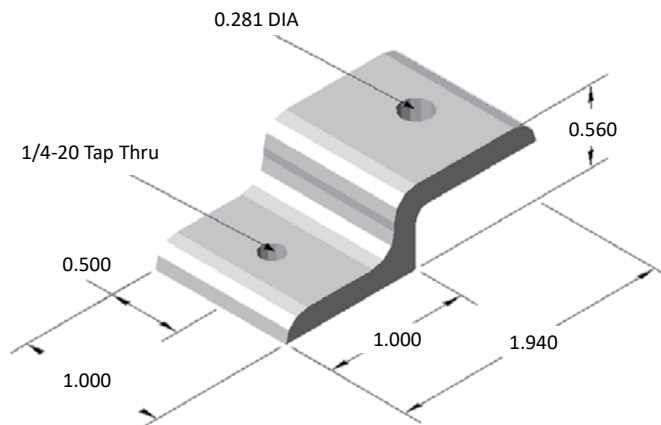
- Bolt kit included for panel mounting
- Black high strength nylon material
- Surface or flush mount option

### 10AC7810

1.0" PANEL RETAINER



Place panel retainers around the perimeter of the frame every 24" to properly secure the panel.



#### RECOMMENDED HARDWARE

QTY	DESCRIPTION	PART NO.
2	1/4-20 x 1/2 FBHSCS	13FA3309
1	1/4-20 ECONOMY T-NUT	10FA3121

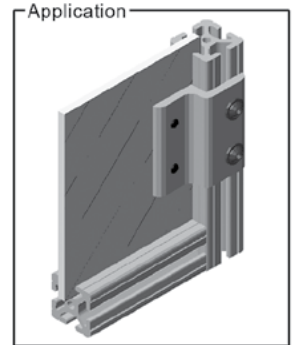
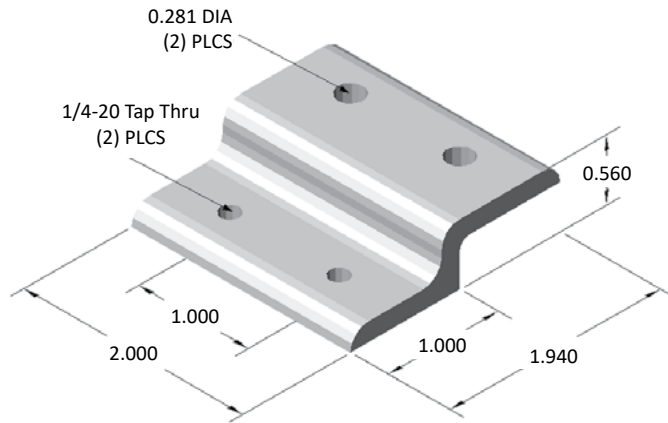
# 10 SERIES ACCESSORIES

## 10AC7814\* (non-stock)

2.0" PANEL RETAINER



Place panel retainers around the perimeter of the frame every 24" to properly secure the panel.



### RECOMMENDED HARDWARE

QTY	DESCRIPTION	PART NO.
4	1/4-20 x 1/2 FBHSCS	13FA3309
1	1/4-20 ECONOMY T-NUT	10FA3121

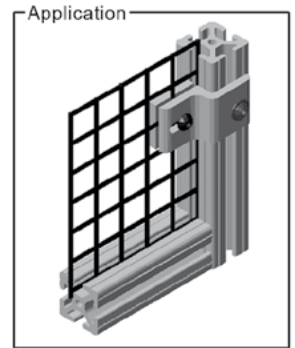
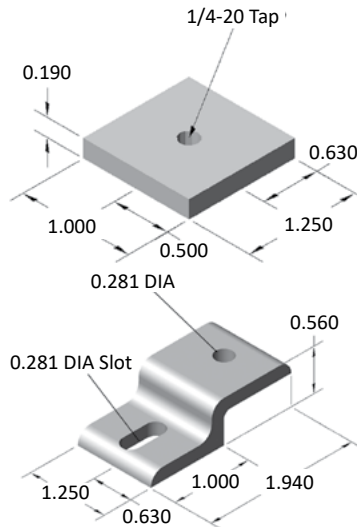
## 10AC7806

1.0" MESH RETAINER



Place mesh retainers around the perimeter of the frame every 24" to properly secure the panel.

Component Dimensions:




### RECOMMENDED HARDWARE

QTY	DESCRIPTION	PART NO.
1	1/4-20 x 1/2 FBHSCS	13FA3309
1	1/4-20 ECONOMY T-NUT	10FA3121

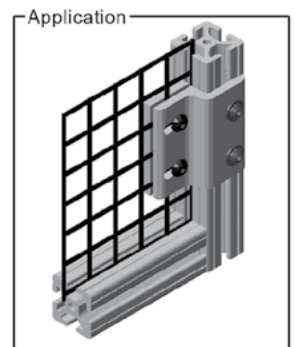
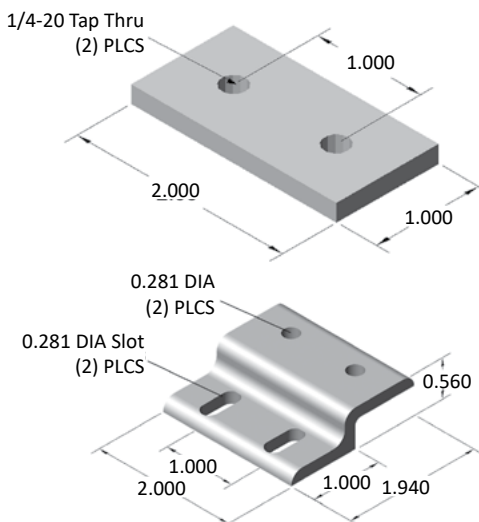
## 10AC7817\* (non-stock)

2.0" MESH RETAINER



Place mesh retainers around the perimeter of the frame every 24" to properly secure the panel.

Component Dimensions:



### RECOMMENDED HARDWARE

QTY	DESCRIPTION	PART NO.
2	1/4-20 x 1/2 FBHSCS	13FA3309
1	1/4-20 ECONOMY T-NUT	10FA3121

### 10AC7950

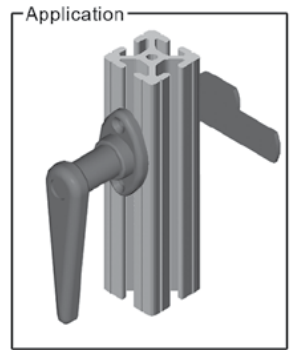

LOCKING DOOR HANDLE - CHROME  
360° ROTATION

### 10AC7955

LOCKING DOOR HANDLE - BLACK  
360° ROTATION

### 10AC7953\* (non-stock)

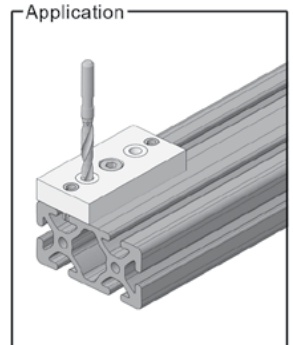
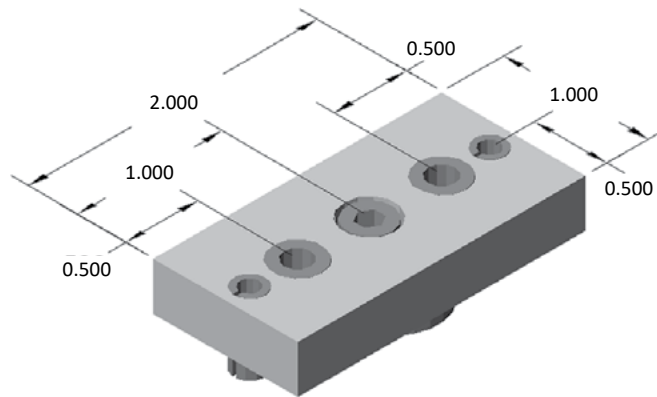
NON-LOCKING DOOR HANDLE - CHROME  
360° ROTATION



- Hardware included
- Requires door latch machining service - [10MA9072](#)

### 10AC7401

1.0" x 2.0" ACCESS HOLE JIG





# SECTION 17

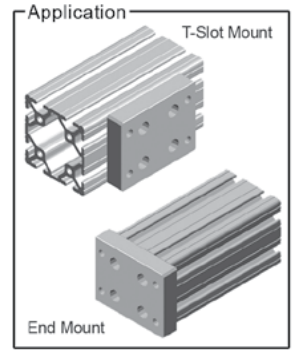
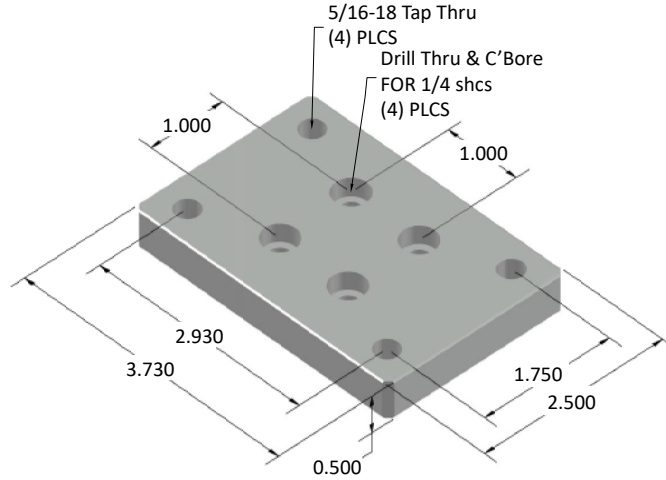
10 SERIES FLOOR TO FRAME



# 10 SERIES FLOOR TO FRAME

## 10BP2588

FLANGE MOUNT CASTER BASE PLATE



- Mounts on the extrusion end or side
- End mount requires tapping service

### RECOMMENDED HARDWARE: T-SLOT MOUNT

QTY	DESCRIPTION	PART NO.
4	1/4-20 x 1/2 SHCS	13FA3303
4	1/4-20 ECONOMY T-NUT	10FA3121

### RECOMMENDED HARDWARE: END MOUNT

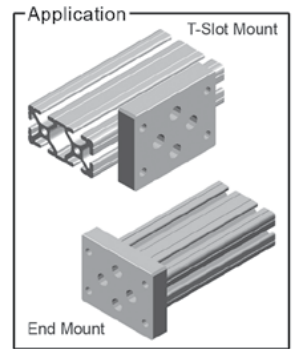
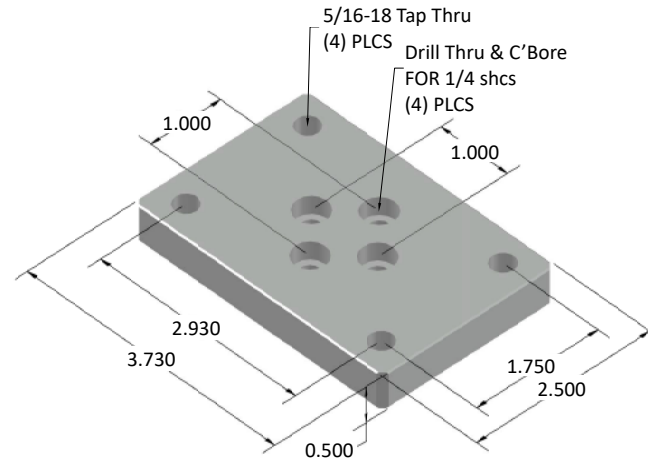
QTY	DESCRIPTION	PART NO.
4	1/4-20 x 3/4 SHCS	13FA3305

### RECOMMENDED CASTERS

PAGE	DESCRIPTION	PART NO.
130	4" SWIVEL CASTER W/ BRAKE	13CA8102
130	4" RIGID CASTER	13CA8103
131	5" SWIVEL CASTER W/ BRAKE	13CA8108
131	5" RIGID CASTER	13CA8110
131	3.5" SWIVEL CASTER W/ BRAKE	13CA8113
131	3.5" RIGID CASTER	13CA8114
130	5" RIGID CASTER	13CA8115
130	5" SWIVEL CASTER W/ BRAKE	13CA8116

## 10BP2589

FLANGE MOUNT CASTER BASE PLATE



- Mounts on the extrusion end or side
- End mount requires tapping service

### RECOMMENDED HARDWARE: T-SLOT MOUNT

QTY	DESCRIPTION	PART NO.
4	1/4-20 x 1/2 SHCS	13FA3303
4	1/4-20 ECONOMY T-NUT	10FA3121

### RECOMMENDED HARDWARE: END MOUNT

QTY	DESCRIPTION	PART NO.
4	1/4-20 x 3/4 SHCS	13FA3305

### RECOMMENDED CASTERS


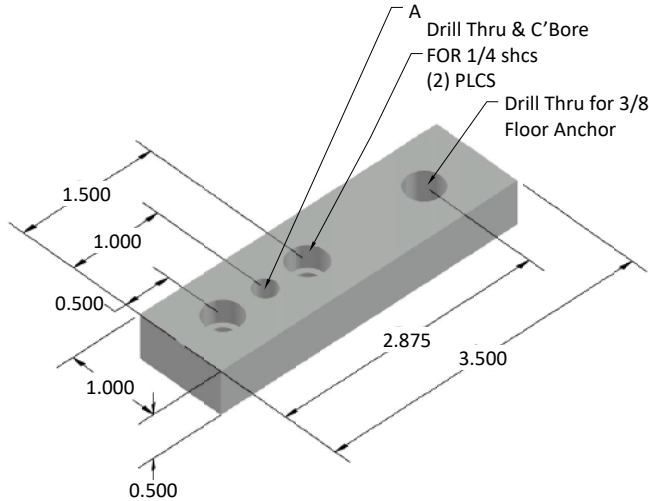
PAGE	DESCRIPTION	PART NO.
130	4" SWIVEL CASTER W/ BRAKE	13CA8102
130	4" RIGID CASTER	13CA8103
131	5" SWIVEL CASTER W/ BRAKE	13CA8108
131	5" RIGID CASTER	13CA8110
131	3.5" SWIVEL CASTER W/ BRAKE	13CA8113
131	3.5" RIGID CASTER	13CA8114
130	5" RIGID CASTER	13CA8115
130	5" SWIVEL CASTER W/ BRAKE	13CA8116

**10BP2575\*** (non-stock)

1.0" x 3.0" FLOOR ANCHORING BASE PLATE  
 'A' TAP THRU = 1/4-20

**10BP2576\*** (non-stock)

1.0" x 3.0" FLOOR ANCHORING BASE PLATE  
 'A' TAP THRU = 3/8-16



- Mounts on the extrusion end or side
- End mount requires tapping service

**RECOMMENDED HARDWARE: T-SLOT MOUNT**

QTY	DESCRIPTION	PART NO.
4	1/4-20 x 1/2 SHCS	13FA3303
4	1/4-20 ECONOMY T-NUT	10FA3121

**RECOMMENDED HARDWARE: END MOUNT**


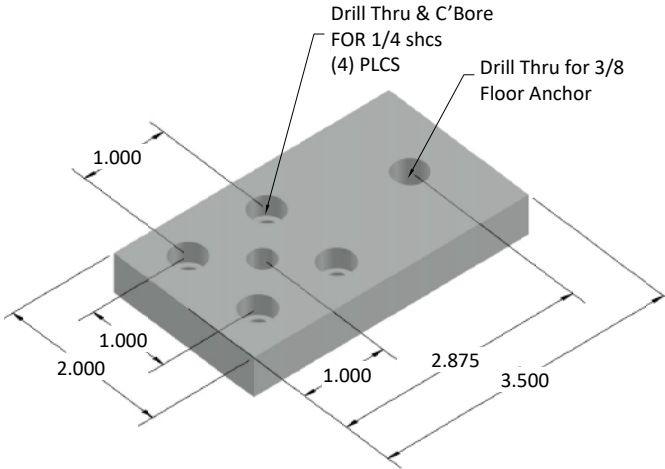
QTY	DESCRIPTION	PART NO.
4	1/4-20 x 3/4 SHCS	13FA3305

**10BP2577\*** (non-stock)

2.0" x 2.0" FLOOR ANCHORING BASE PLATE  
 'A' TAP THRU = 3/8-16

**10BP2578\*** (non-stock)

2.0" x 2.0" FLOOR ANCHORING BASE PLATE  
 'A' TAP THRU = 1/2-13



- Mounts on the extrusion end or side
- End mount requires tapping service

**RECOMMENDED HARDWARE: T-SLOT MOUNT**

QTY	DESCRIPTION	PART NO.
4	1/4-20 x 1/2 SHCS	13FA3303
4	1/4-20 ECONOMY T-NUT	10FA3121

**RECOMMENDED HARDWARE: END MOUNT**

QTY	DESCRIPTION	PART NO.
4	1/4-20 x 3/4 SHCS	13FA3305

# 10 SERIES FLOOR TO FRAME

## 10BP2564\* (non-stock)

1.0" x 2.0" BASE PLATE  
'A' TAP THRU = 1/4-20

## 10BP2565


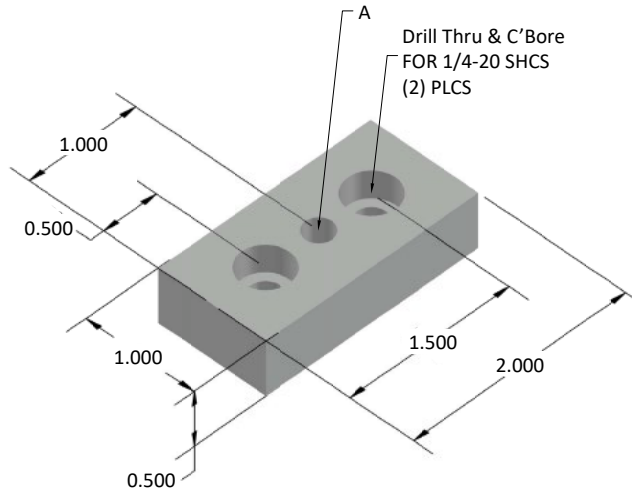
1.0" x 2.0" BASE PLATE  
'A' TAP THRU = 3/8-16

## 10BP2566\* (non-stock)

1.0" x 2.0" BASE PLATE  
'A' TAP THRU = 7/16-14

## 10BP2567\* (non-stock)

1.0" x 2.0" BASE PLATE  
'A' TAP THRU = 1/2-13



- Mounts on the extrusion end or side
- End mount requires tapping service

### RECOMMENDED HARDWARE: T-SLOT MOUNT

QTY	DESCRIPTION	PART NO.
2	1/4-20 x 1/2 SHCS	13FA3303
2	1/4-20 ECONOMY T-NUT	10FA3121

### RECOMMENDED HARDWARE: END MOUNT

QTY	DESCRIPTION	PART NO.
2	1/4-20 x 3/4 SHCS	13FA3305

## 10BP2568

2.0" x 2.0" BASE PLATE  
'A' TAP THRU = 3/8-16

## 10BP2569\* (non-stock)


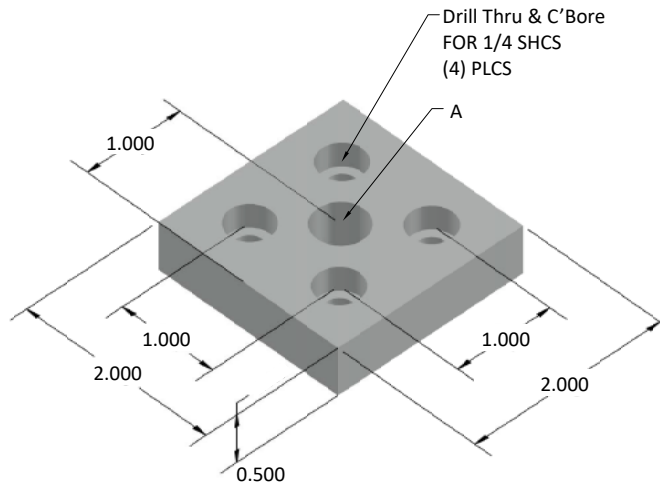
2.0" x 2.0" BASE PLATE  
'A' TAP THRU = 7/16-14

## 10BP2560

2.0" x 2.0" BASE PLATE  
'A' TAP THRU = 1/2-13

## 10BP2579\* (non-stock)

2.0" x 2.0" BASE PLATE  
'A' TAP THRU = 3/4-10



- Mounts on the extrusion end or side
- End mount requires tapping service

### RECOMMENDED HARDWARE: T-SLOT MOUNT

QTY	DESCRIPTION	PART NO.
4	1/4-20 x 1/2 SHCS	13FA3303
4	1/4-20 ECONOMY T-NUT	10FA3121

### RECOMMENDED HARDWARE: END MOUNT

QTY	DESCRIPTION	PART NO.
4	1/4-20 x 3/4 SHCS	13FA3305

**10BP2570\*** (non-stock)

CORNER BASE PLATE  
'A' TAP THRU = 3/8-16

**10BP2572\*** (non-stock)


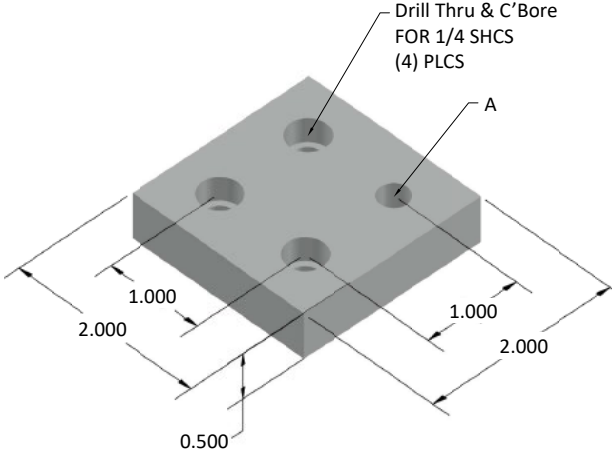
CORNER BASE PLATE  
'A' TAP THRU = 7/16-14

**10BP2571\*** (non-stock)

CORNER BASE PLATE  
'A' TAP THRU = 1/2-13

**10BP2573\*** (non-stock)

CORNER BASE PLATE  
'A' TAP THRU = 3/4-10



**RECOMMENDED HARDWARE: T-SLOT MOUNT**

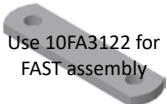
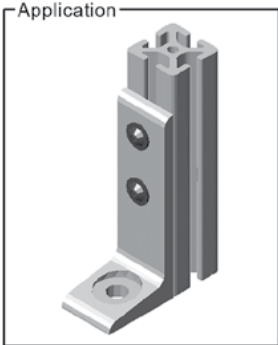
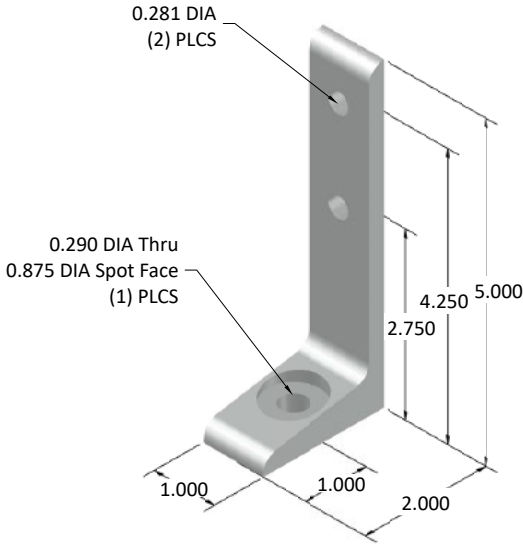
QTY	DESCRIPTION	PART NO.
3	1/4-20 x 1/2 SHCS	13FA3303
3	1/4-20 ECONOMY T-NUT	10FA3121

**RECOMMENDED HARDWARE: END MOUNT**

QTY	DESCRIPTION	PART NO.
3	1/4-20 x 3/4 SHCS	13FA3305

**10FF5611**

1.0" FLOOR MOUNT FOOT



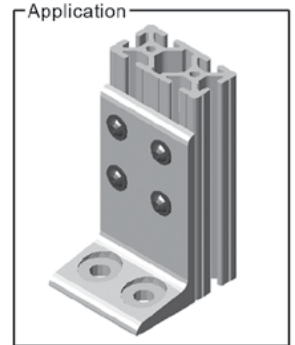
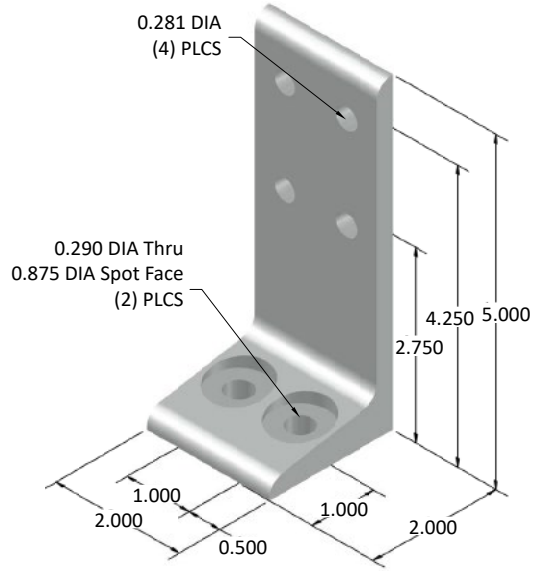
**RECOMMENDED HARDWARE**

QTY	DESCRIPTION	PART NO.
2	1/4-20 x 1/2 FBHSCS	13FA3309
2	1/4-20 ECONOMY T-NUT	10FA3121

# 10 SERIES FLOOR TO FRAME

## 10FF5612

2.0" FLOOR MOUNT FOOT

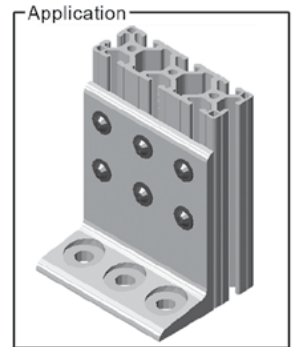
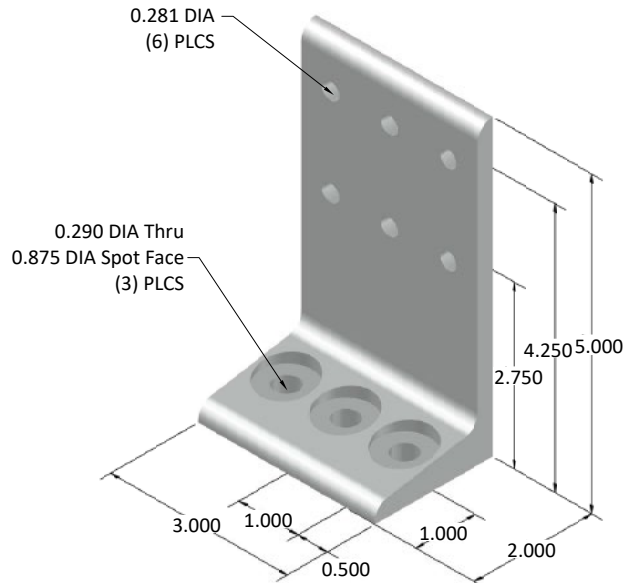


### RECOMMENDED HARDWARE

QTY	DESCRIPTION	PART NO.
4	1/4-20 x 1/2 FBHSCS	13FA3309
4	1/4-20 ECONOMY T-NUT	10FA3121

## 10FF5613\* (non-stock)

3.0" FLOOR MOUNT FOOT

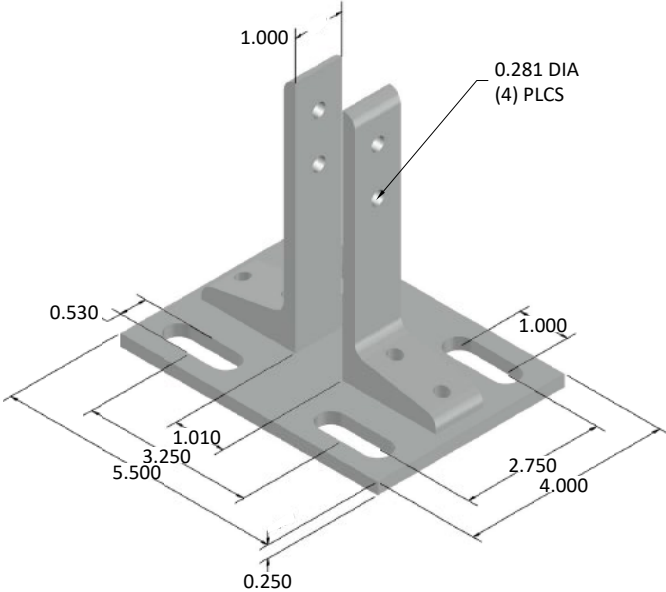


### RECOMMENDED HARDWARE

QTY	DESCRIPTION	PART NO.
6	1/4-20 x 1/2 FBHSCS	13FA3309
6	1/4-20 ECONOMY T-NUT	10FA3121

**10FF5820\*** (non-stock)

1.0" x 1.0" DELUXE FLOOR MOUNT BASE PLATE



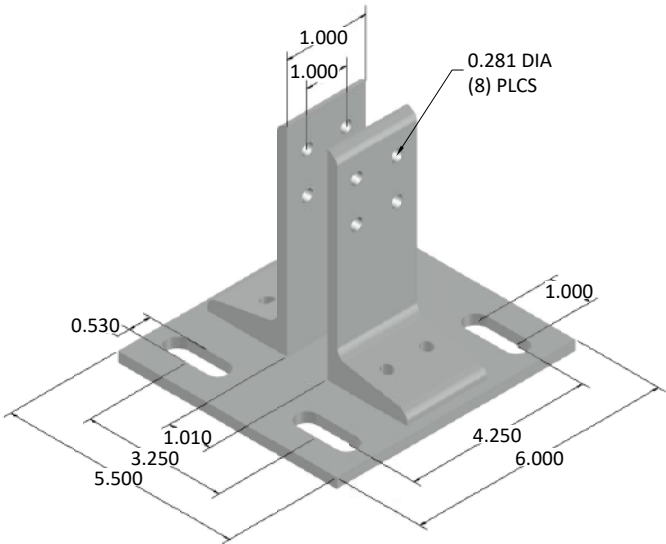
- Provides greater stability
- Securely mounts frame to the floor
- Base plate slots provide easy adjustment

**RECOMMENDED HARDWARE**

QTY	DESCRIPTION	PART NO.
4	1/4-20 x 1/2 FBHSCS	13FA3309
2	1/4-20 DOUBLE T-NUT	10FA3122

**10FF5821\*** (non-stock)

1.0" x 2.0" DELUXE FLOOR MOUNT BASE PLATE



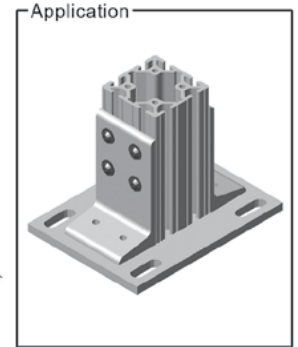
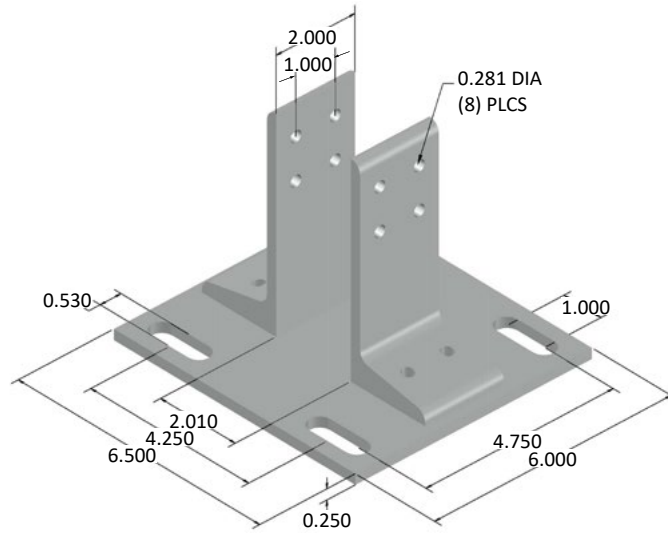
- Provides greater stability
- Securely mounts frame to the floor
- Base plate slots provide easy adjustment

**RECOMMENDED HARDWARE**

QTY	DESCRIPTION	PART NO.
8	1/4-20 x 1/2 FBHSCS	13FA3309
4	1/4-20 DOUBLE T-NUT	10FA3122

**10FF5823**

2.0" x 2.0" DELUXE FLOOR MOUNT BASE PLATE




- Provides greater stability
- Securely mounts frame to the floor
- Base plate slots provide easy adjustment

**RECOMMENDED HARDWARE**

QTY	DESCRIPTION	PART NO.
8	1/4-20 x 1/2 FBHSCS	13FA3309
4	1/4-20 DOUBLE T-NUT	10FA3122

# SECTION 18

40 SERIES EXTRUSION

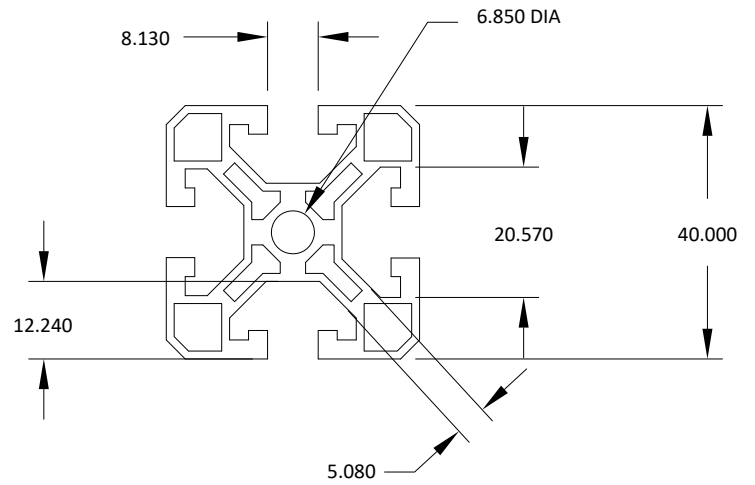



# 40 SERIES EXTRUSION

## 40QE4040UL

40MM X 40MM ULTRA-T-SLOTTED ALUMINUM EXTRUSION

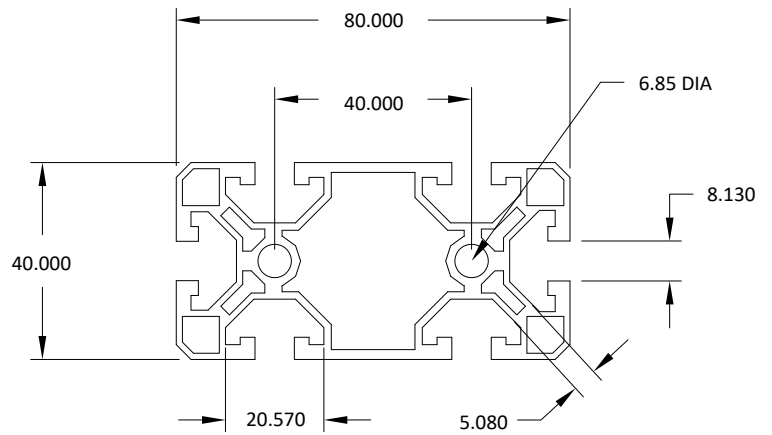

40QE4040UL T-SLOTTED EXTRUSION	
MATERIAL	6063-T6
FINISH	CLEAR ANODIZE 204R1 / .0004dp
SURFACE HARDNESS	250HV
WEIGHT PER FOOT	1.002 LBS
STOCK LENGTHS	97" +/- .125
	145" +/- .125
	194" +/- .125
MOMENT OF INERTIA	$I_x = .2257''^4$
	$I_y = .2257''^4$
ESTIMATED AREA	1.024 SQ. IN.



## 40QE4080UL


40MM X 80MM ULTRA-LITE T-SLOTTED ALUMINUM EXTRUSION

40QE4080UL T-SLOTTED EXTRUSION	
MATERIAL	6063-T6
FINISH	CLEAR ANODIZE 204R1 / .0004dp
SURFACE HARDNESS	250HV
WEIGHT PER FOOT	1.580 LBS
STOCK LENGTHS	97" +/- .125
	145" +/- .125
	194" +/- .125
MOMENT OF INERTIA	$I_x = 1.7272''^4$
	$I_y = 0.4511''^4$
ESTIMATED AREA	1.942 SQ. IN.



# SECTION 19

## 40 SERIES MACHINING



## Extrusion Cut-to-Length Service

Faztek can accurately cut your extrusions to the length you need. Ordering is simple - just specify the type, quantity and length of the extrusions you require.

Advantages:

- High-precision equipment
- Tolerance of +/- .015"
- Squareness = .002" per inch

Service No.	Description
15MA9006	CUT SERVICE FOR 40MM x 40MM EXTRUSIONS
15MA9007	CUT SERVICE FOR 40MM x 80MM EXTRUSIONS



## Extrusion End Tap Service

Tapping the end of extrusions adds flexibility to your project. Attach casters, leveling feet, end fasteners, plates and much more quickly and easily with minimal hardware.

Tap services are per end of extrusion


Service No.	Description
<b>5/16-18 SIZE TAP SERVICES</b>	
15MA9050	TAP FOR 40MM x 40MM PROFILES
15MA9051	TAP FOR 40MM x 80MM PROFILES
<b>M8 X 1.25 SIZE TAP SERVICES</b>	
15MA9056	TAP FOR 40MM x 40MM PROFILES
15MA9057	TAP FOR 40MM x 80MM PROFILES



### Anchor Fastener Counterbore Service

Anchor Fasteners provide a strong and adjustable connection method for aluminum extrusions. Butt fasteners are similar, using the same service but connect two extrusions together to extend the length.

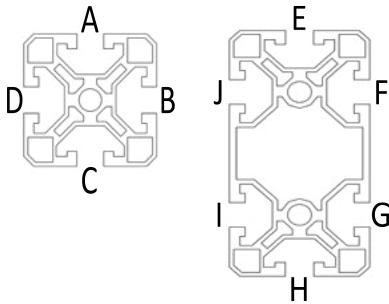
- Very strong connection method
- Tolerance on counterbores is +/- .015"
- Clean, flush appearance



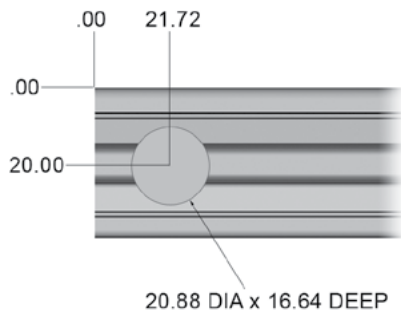
Service No.	Description
15MA9071	ANCHOR FASTENER COUNTERBORE SERVICE

See page 223 for fastener information

#### Service Locations - Please specify when ordering



#### Counterbore Detail



For use with:



Anchor Fasteners

\*Counterbore service is per location.

For example, a length of 40QE4040UL extrusion with a 15MA9071 service @ location A in both ends will include two counterbores.

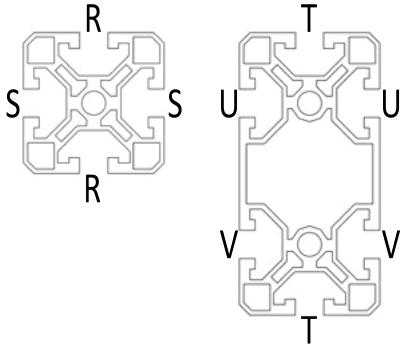
A length of 40QE4080UL with a 15MA9071 service @ location FGIJ in both ends will include eight counterbores.

## Access Hole Drilling Service

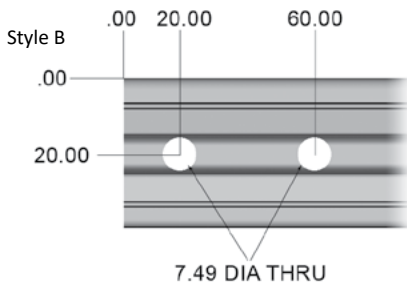
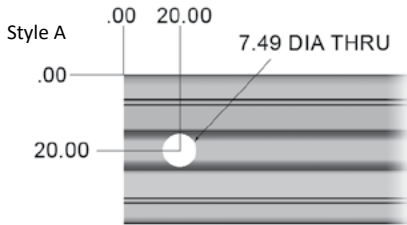
Access holes are required to allow a tool to enter through an extrusion when using end fasteners. This method of connecting extrusions offers a clean, hidden look.

Service No.	Description
15MA9060	ACCESS HOLE SERVICE (.295 DIA) - STANDARD
15MA9061	ACCESS HOLE SERVICE (.060 - .294 DIA)
15MA9073	ACCESS HOLE SERVICE (.296 - .500 DIA)


**Service Locations - Please specify when ordering**



### Access Hole Detail



For use with:



End Fasteners

\*Access hole service is per location.

Style A example: A length of 40QE4040UL extrusion with a 15MA9060 service in location R @ 'Style A' in both ends will include two access holes.

Open example: A length of 40QE4080UL with a 15MA9060 service in location U @ .75, 5.00, and V @ 1.75, 9.50 in both ends will include eight access holes.

### Miter Cut Service

Miter cuts provide extra strength for heavy-duty applications, or as a reinforcement to other connection methods. All 40 Series extrusions can be cut from 30° to 90°.

- Service is per end
- When ordering extrusions with miter cuts, please submit a drawing for quick, accurate processing.

Service No.	Description
15MA9065	MITER CUT FOR 40MM x 40MM EXTRUSIONS
15MA9066	MITER CUT FOR 40MM x 80MM EXTRUSIONS

### Miter Cut Service - **With Counterbores**

Extrusions with miter cuts and counterbores provide a complete method of connecting two extrusions. All 40 Series extrusions can be cut with counterbores from 40° to 50°.

- Service is per end
- Maximum length = 48.0"
- When ordering extrusions with miter cuts, please submit a drawing to ensure quick, accurate processing.

Service No.	Description
15MA9068	MITER CUT/C-BORE FOR 40MM x 40MM EXTRUSIONS
15MA9069	MITER CUT/C-BORE FOR 40MM x 80MM EXTRUSIONS






# SECTION 20

40 SERIES FASTENERS



## T-Nut Overview

No matter what the size or scope of your project, T-Nuts will most likely be used for at least one function to complete the assembly. The following overview explains the features and benefits of each type of T-Nut.



### Economy

- Cost-effective
- High Strength
- Inserted from end of extrusion



### Drop-In

- High Strength
- Easy to add anywhere along the slot
- Flexible handle to assist assembly and to act as a friction point
- Extra thread engagement




### Double Economy

- Cost-effective
- High Strength
- Fast assembly for brackets
- Can be rolled into slot



### Drop-In w/ Alignment Ball

- High Strength
- Easy to add anywhere along the slot
- Spring-loaded ball creates snug fit and allows easy positioning




### Triple Economy

- Cost-effective
- High Strength
- Fast assembly for brackets
- Can be rolled into slot



### Drop-In w/ Set Screw

- High Strength
- Easy to add anywhere along the slot
- Tighten set screw for accurate positioning



### Standard

- Cost-effective
- High Strength
- Extra thread engagement



### Drop-In w/ Spring Leaf

- High Strength
- Easy to add anywhere along the slot
- Spring leaf holds t-nut in place



### Hi-Torque

- Cost-effective
- High Strength
- Maximum thread engagement



Drop-In  
(Rubber Nub)

Drop-In  
(Alignment Ball)

Drop-In  
(Set Screw)

Drop-In  
(Spring Leaf)


Standard

Economy


Hi-Torque

## 15/40 Series T-Nuts


## Economy T-Nuts

	Part No.	Description	Thread	Material	Tap Location	Width
	15MFA3920	Economy T-Nut	M8 x 1.25	Steel	Offset	.625
	15MFA3900	Economy T-Nut	M6 x 1.00	Steel	Offset	.625

## Standard T-Nuts

	Part No.	Description	Thread	Material	Tap Location	Width
	15MFA3921	Standard T-Nut	M8 x 1.25	Steel	Offset	.625
	15MFA3925	Standard T-Nut	M5 x .8	Steel	Offset	.625

## Drop-In T-Nuts


	Part No.	Description	Thread	Material	Tap Location	Width
	15MFA3922	Drop-In T-Nut	M8 x 1.25	Steel	Offset	.500
	15MFA3923	Drop-In T-Nut w/ Alignment Ball	M8 x 1.25	Steel	Offset	.500
	15MFA3802	Drop-In T-Nut w/ Alignment Ball (SS)	M8 x 1.25	Steel	Offset	.500
	15MFA3902	Drop-In T-Nut	M6 x 1.0	Steel	Offset	.500
	15MFA3928	Drop-In T-Nut w/ Alignment Ball	M6 x 1.0	Steel	Offset	.500
	15MFA3803	Drop-In T-Nut w/ Alignment Ball (SS)	M6 x 1.0	Steel	Offset	.500
	15MFA3938	Drop-In T-Nut w/ Alignment Ball	M5 x .8	Steel	Offset	.500
	15MFA3804	Drop-In T-Nut w/ Alignment Ball (SS)	M5 x .8	Steel	Offset	.500

## Hi-Torque T-Nuts


	Part No.	Description	Thread	Material	Tap Location	Width
	15MFA3926	Hi-Torque T-Nut	M8 x 1.25	Steel	Centered	.705

## Metric Fasteners: M8 x 1.25


## Socket Head Cap Screws (SHCS)

	Part No.	Description	Material	Tool
	13MFA3649	M8 x 12 SHCS	Steel	M6 Hex
	13MFA3650	M8 x 14 SHCS	Steel	M6 Hex
	13MFA3651	M8 x 16 SHCS	Steel	M6 Hex
	13MFA3609	M8 x 20 SHCS	Steel	M6 Hex
	13MFA3652	M8 x 25 SHCS	Steel	M6 Hex
	13MFA3610	M8 x 30 SHCS	Steel	M6 Hex
	13MFA3653	M8 x 40 SHCS	Steel	M6 Hex
	13MFA3654	M8 x 50 SHCS	Steel	M6 Hex

## Button Head Socket Cap Screws (SHCS)

	Part No.	Description	Material	Tool
	13MFA3607	M8 x 12 BHSCS	Steel	M5 Hex
	13MFA3655	M8 x 14 BHSCS	Steel	M5 Hex
	13MFA3613	M8 x 16 BHSCS	Steel	M5 Hex
	13MFA3615	M8 x 20 BHSCS	Steel	M5 Hex
	13MFA3608	M8 x 25 BHSCS	Steel	M5 Hex
	13MFA3656	M8 x 40 BHSCS	Steel	M5 Hex
	13MFA3657	M8 x 50 BHSCS	Steel	M5 Hex


## Carriage Bolts

	Part No.	Description	Material	Tool
	13MFA3614	M8 x 25 Carriage Bolt	Steel	N/A


## 40 SERIES FASTENERS

### Metric Fasteners: M6 x 1.0


#### Button Head Socket Cap Screws (BHSCS)

	Part No.	Description	Material	Tool
	13MFA3621	M6 x 10 BHSCS	Steel	M4 Hex
	13MFA3605	M6 x 12 BHSCS	Steel	M4 Hex
	13MFA3624	M6 x 14 BHSCS	Steel	M4 Hex
	13MFA3647	M6 x 16 BHSCS	Steel	M4 Hex
	13MFA3612	M6 x 20 BHSCS	Steel	M4 Hex
	13MFA3648	M6 x 25 BHSCS	Steel	M4 Hex

#### Socket Head Cap Screws (SHCS)


	Part No.	Description	Material	Tool
	13MFA3600	M6 x 12 SHCS	Steel	M5 Hex
	13MFA3602	M6 x 16 SHCS	Steel	M5 Hex
	13MFA3618	M6 x 20 SHCS	Steel	M5 Hex
	13MFA3606	M6 x 22 SHCS	Steel	M5 Hex
	13MFA3646	M6 x 25 SHCS	Steel	M5 Hex

#### Carriage Bolts


	Part No.	Description	Material	Tool
	13MFA3611	M6 x 2 Carriage Bolt	Steel	N/A

### Metric Fasteners: M5 x .8

#### Button Head Socket Cap Screws (BHSCS)


	Part No.	Description	Material	Tool
	13MFA3643	M5 x 8 BHSCS	Steel	M3 Hex
	13MFA3644	M5 x 12 BHSCS	Steel	M3 Hex
13MFA3645	M5 x 16 BHSCS	Steel	M3 Hex	

#### Socket Head Cap Screws (SHCS)


	Part No.	Description	Material	Tool
	13MFA3640	M5 x 8 SHCS	Steel	M4 Hex
	13MFA3641	M5 x 12 SHCS	Steel	M4 Hex
	13MFA3642	M5 x 16 SHCS	Steel	M4 Hex
13MFA3619	M5 x 20 SHCS	Steel	M4 Hex	

### Metric Washers & Hex Nuts


#### Washers

	Part No.	Description	Material	Tool
	13MFA3622	M8 x 1.58	Steel	N/A
13MFA3620	M6 x 1.58	Steel	N/A	

#### Hex Nuts

	Part No.	Description	Material	Tool
	13MFA3617	M8 x 1.25	Steel	N/A
13MFA3616	M6 x 1.0	Steel	N/A	


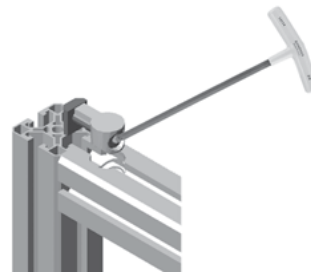
**Anchor Fasteners**

40 Series Anchor Fastener Assembly w/ Standard T-Nut	
Part No. <b>15MFAC3720</b> (M8 x 1.25 T-Nut)	
Very strong connection method	
Fast, easy assembly	
Corrosion resistant finish	
Zinc die casting material	
Infinite positioning along the T-slot	

**Machining Required**

Service No.	Description
15MA9071	15/40 Series counterbore drilling service

See page 213 for machining information




Already have the hardware? Order the anchor body separately:

Part No. **15FA3610**

**Assembly Instructions**


1. Insert the assembled anchor fastener into the T-slot.
2. Set the mating extrusion 90° to the joining slot.
3. Place the anchor fastener into the counterbore of the mating extrusion.
4. Be sure the extrusions are properly aligned.
5. Tighten the anchor fastener with a ball end hex wrench.

**End Fasteners**

40 Series End Fastener Assembly	
Part No. <b>15MFAC3710</b> (M8 x 25 screw)	
Strong 90° connection	
Ideal for tight spacing	
Creates a clean, hidden appearance	

**Machining Required**

Service No.	Description
(multiple)	End tap services - see pg. 247
(multiple)	Access hole services - see pg. 249



Already have the hardware? Order the end clip separately:

Part No. **15FA3615**

**Assembly Instructions**

1. Set the clip on the extrusion end over the tapped hole.
2. Thread the bolt into the hole, but do not fully tighten at this time.
3. Slide the bottom T-slot onto the clip of the mating extrusion.
4. Line up the access hole with the head of the bolt.
5. Tighten the end fastener with a ball end hex wrench.



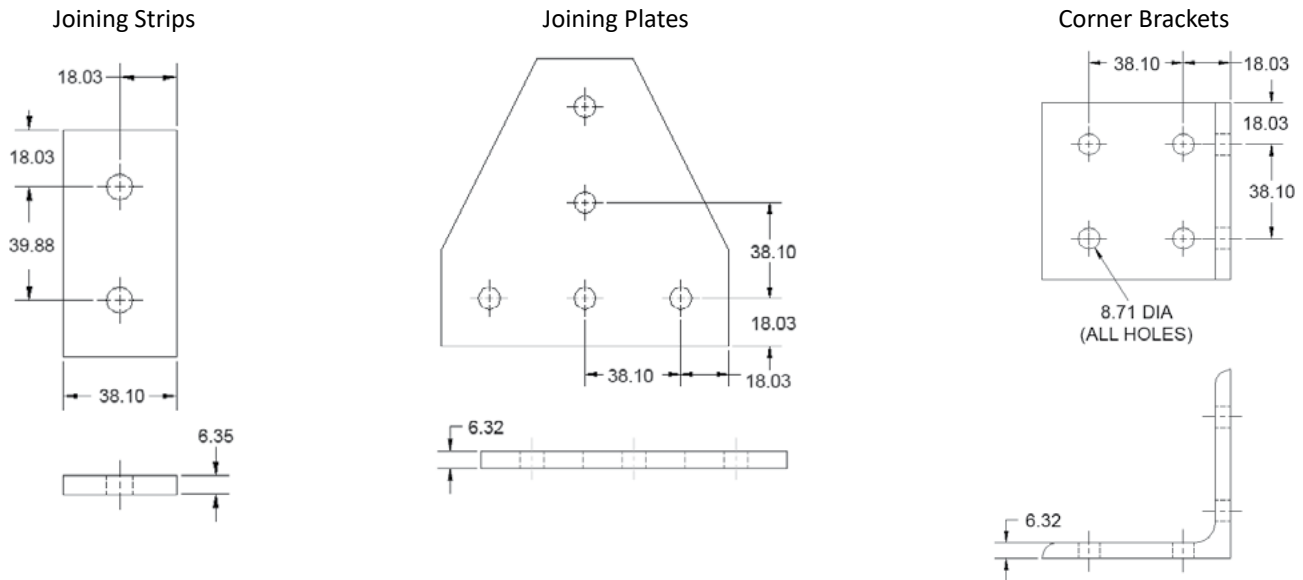
# SECTION 21

## 40 SERIES BRACKETS



## 40 SERIES BRACKETS

Please review the following bolt pattern dimensions which apply to all 40 Series Corner Brackets and Joining Plates.



### JOINING PLATE & CORNER BRACKET PROPERTIES

MATERIAL	6061-T6
FINISH	CLEAR ANODIZE
HOLE DIAMETER	8.71mm



Pre-load fasteners into brackets before assembly to save time. See page 5 for details.

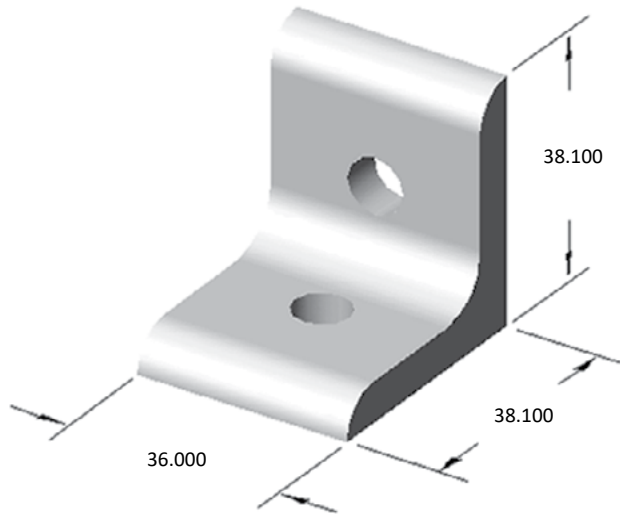
**Joining Strips & Plates** - used to connect two or more extrusions at various angles. Joining strips are fastened to the exterior of extrusions with a combination of T-nuts and flanged button heads.

**Corner Brackets** - used to connect two extrusions at 90° angles. Most corner brackets are fastened on the inside of extrusions with a combination of T-nuts and button heads.

Please see the '**recommended hardware**' boxes on the following pages to be sure you have the correct fasteners and quantities for each part.

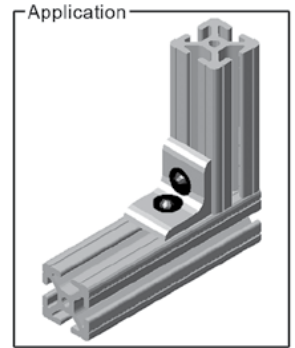
### 40CB4801

2 HOLE INSIDE CORNER BRACKET



**RECOMMENDED HARDWARE**

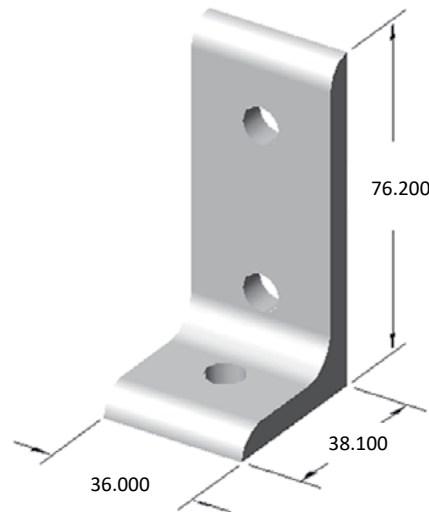
QTY	DESCRIPTION	PART NO.
2	M8 x 16mm BHSCS	13MFA3613
2	M8 x 1.25 ECONOMY T-NUT	15MFA3920



Part weight: .080 lbs

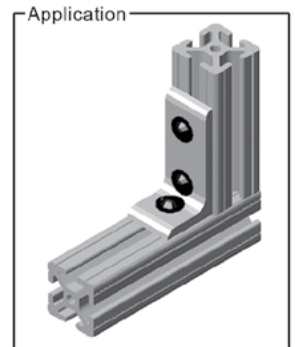
### 40CB4802\* (non-stock)

3 HOLE INSIDE CORNER BRACKET



**RECOMMENDED HARDWARE**

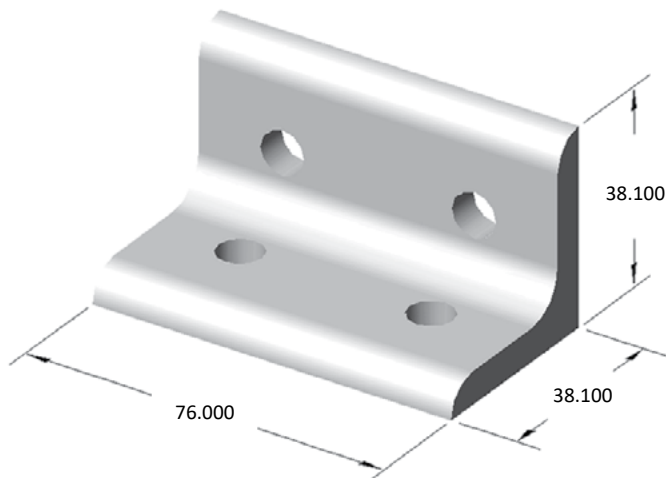
QTY	DESCRIPTION	PART NO.
3	M8 x 16mm BHSCS	13MFA3613
3	M8 x 1.25 ECONOMY T-NUT	15MFA3920



Part weight: .130 lbs


### 40CB4803\* (non-stock)

4 HOLE INSIDE CORNER BRACKET



**RECOMMENDED HARDWARE**

QTY	DESCRIPTION	PART NO.
4	M8 x 16mm BHSCS	13MFA3613
4	M8 x 1.25 ECONOMY T-NUT	15MFA3920

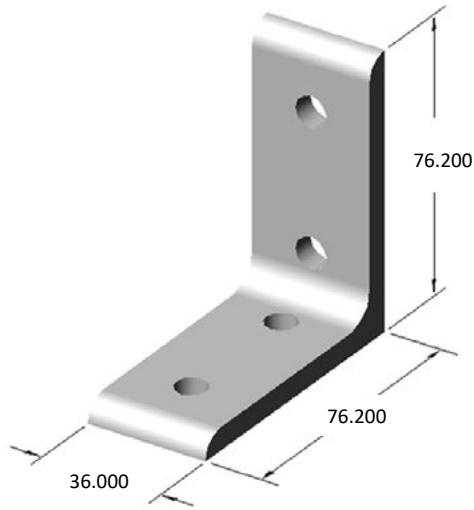


Part weight: .175 lbs

## 40 SERIES BRACKETS

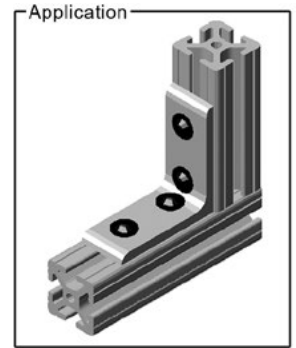
### 40CB4804\* (non-stock)

4 HOLE INSIDE CORNER BRACKET



#### RECOMMENDED HARDWARE

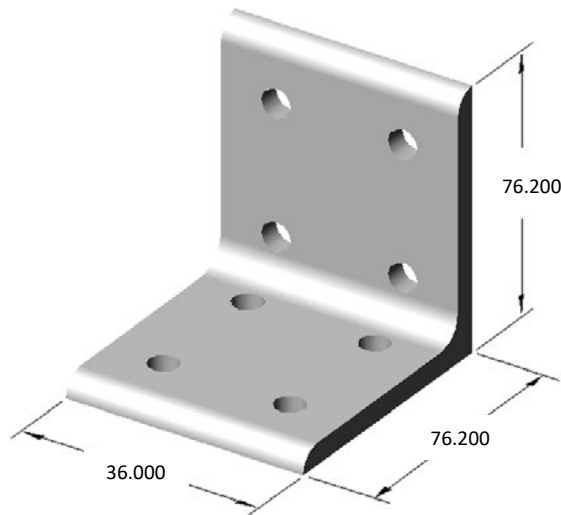
QTY	DESCRIPTION	PART NO.
4	M8 x 16mm BHSCS	13MFA3613
4	M8 x 1.25 ECONOMY T-NUT	15MFA3920



Part weight: .170 lbs


### 40CB4805\* (non-stock)

8 HOLE INSIDE CORNER BRACKET



#### RECOMMENDED HARDWARE

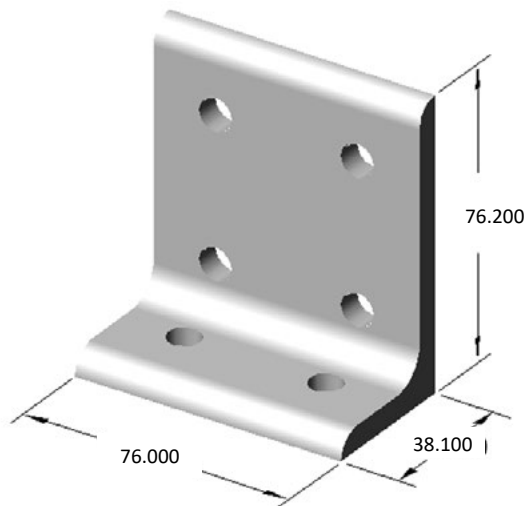
QTY	DESCRIPTION	PART NO.
8	M8 x 16mm BHSCS	13MFA3613
8	M8 x 1.25 ECONOMY T-NUT	15MFA3920



Part weight: .365 lbs


### 40CB4806\* (non-stock)

6 HOLE INSIDE CORNER BRACKET



#### RECOMMENDED HARDWARE


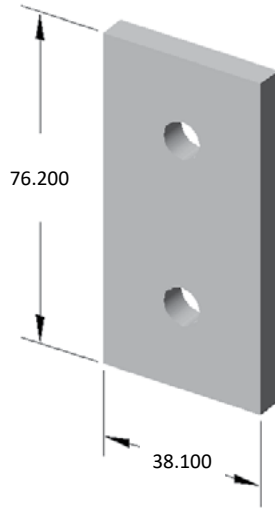
QTY	DESCRIPTION	PART NO.
6	M8 x 16mm BHSCS	
6	M8 x 1.25 ECONOMY T-NUT	



Part weight: .285 lbs

**40JP4501\*** (non-stock)

2 HOLE JOINING STRIP




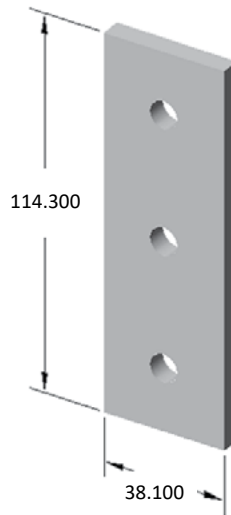
Part weight: .105 lbs

**RECOMMENDED HARDWARE**

QTY	DESCRIPTION	PART NO.
2	M8 x 16mm BHSCS	13MFA3613
2	M8 x 1.25 ECONOMY T-NUT	15MFA3920

**40JP4502\*** (non-stock)

3 HOLE JOINING STRIP




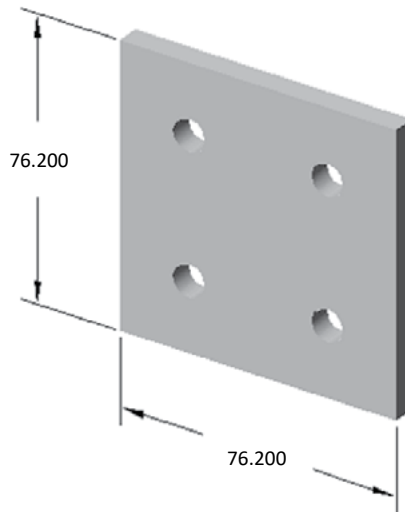
Part weight: .155 lbs

**RECOMMENDED HARDWARE**

QTY	DESCRIPTION	PART NO.
3	M8 x 16mm BHSCS	13MFA3613
3	M8 x 1.25 ECONOMY T-NUT	15MFA3920

**40JP4504\*** (non-stock)

4 HOLE JOINING PLATE



Part weight: .210 lbs


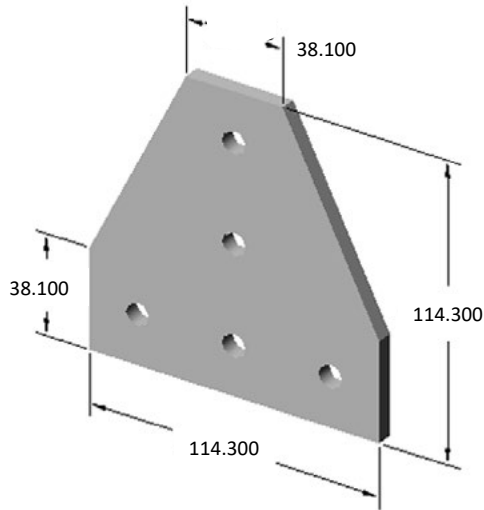
**RECOMMENDED HARDWARE**

QTY	DESCRIPTION	PART NO.
4	M8 x 16mm BHSCS	13MFA3613
4	M8 x 1.25 ECONOMY T-NUT	15MFA3920

## 40 SERIES BRACKETS

### 40JP4506\* (non-stock)

5 HOLE TEE JOINING PLATE



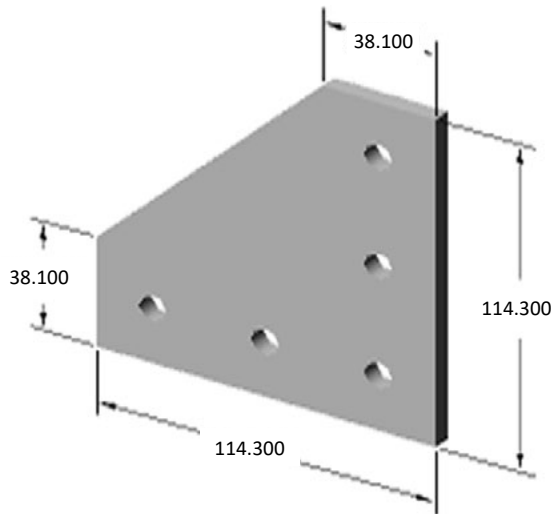
Part weight: .370 lbs

#### RECOMMENDED HARDWARE

QTY	DESCRIPTION	PART NO.
5	M8 x 16mm BHSCS	13MFA3613
5	M8 x 1.25 ECONOMY T-NUT	15MFA3920

### 40JP4507\* (non-stock)

5 HOLE 90° JOINING PLATE




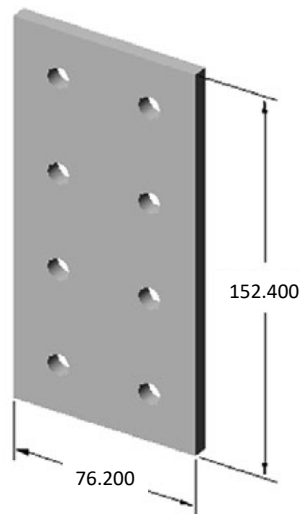
Part weight: .375 lbs

#### RECOMMENDED HARDWARE

QTY	DESCRIPTION	PART NO.
5	M8 x 16mm BHSCS	13MFA3613
5	M8 x 1.25 ECONOMY T-NUT	15MFA3920

### 40JP4509\* (non-stock)

8 HOLE JOINING PLATE



Part weight: .415 lbs

#### RECOMMENDED HARDWARE

QTY	DESCRIPTION	PART NO.
8	M8 x 16mm BHSCS	13MFA3613
8	M8 x 1.25 ECONOMY T-NUT	15MFA3920

# SECTION 22

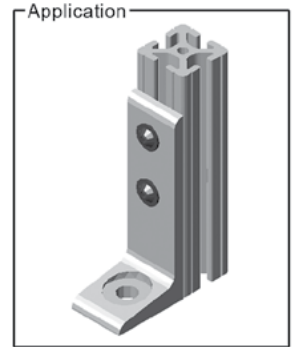
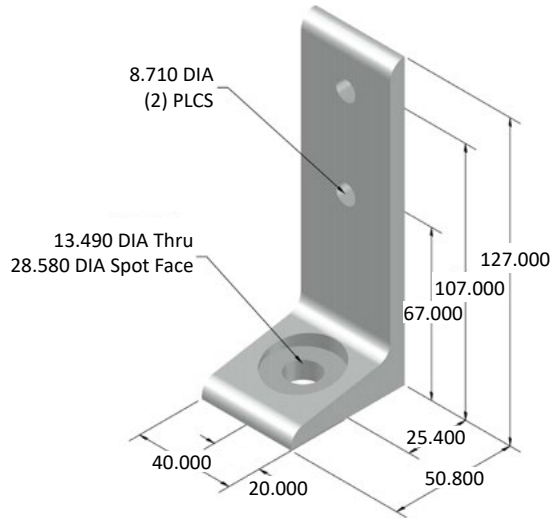
40 SERIES FLOOR TO FRAME



# 40 SERIES FLOOR TO FRAME

## 40FF5814\* (non-stock)

40MM FLOOR MOUNT FOOT


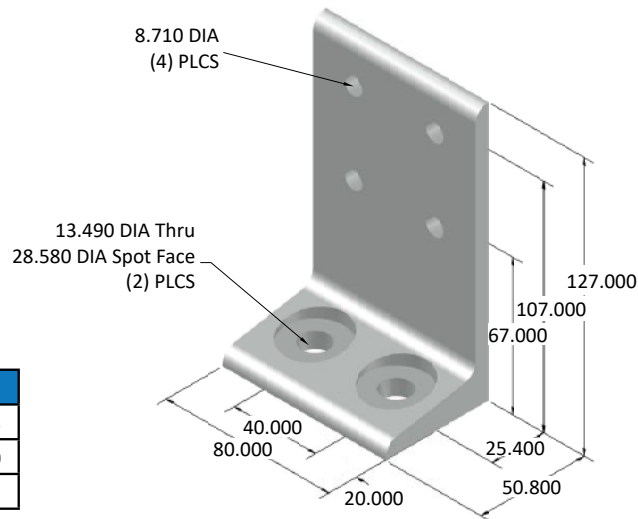


### RECOMMENDED HARDWARE

QTY	DESCRIPTION	PART NO.
2	M8 x 16mm BHSCS	13MFA3613
2	M8 x 1.25 ECONOMY T-NUT	15MFA3920
1	1/2 x 3-3/4 FLOOR ANCHOR	13FA3377

## 40FF5816\* (non-stock)

80MM FLOOR MOUNT FOOT



### RECOMMENDED HARDWARE

QTY	DESCRIPTION	PART NO.
4	M8 x 16mm BHSCS	13MFA3613
4	M8 x 1.25 ECONOMY T-NUT	15MFA3920
2	1/2 x 3-3/4 FLOOR ANCHOR	13FA3377

## 40BP2520\* (non-stock)

40MM x 80MM BASE PLATE

'A' TAP THRU = M8 x 1.25

## 40BP2521\* (non-stock)


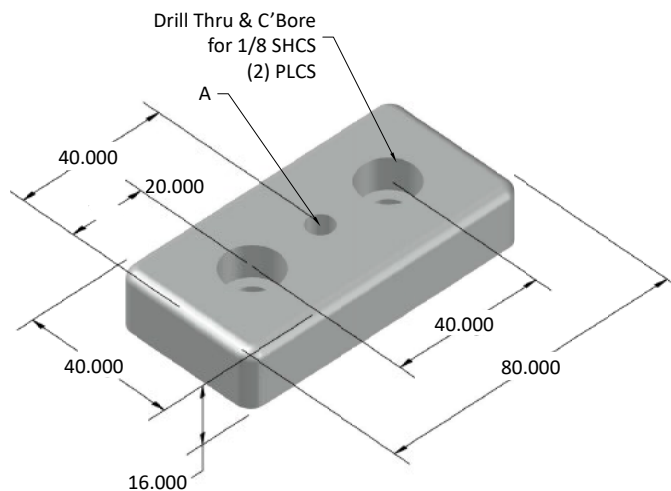
40MM x 80MM BASE PLATE

'A' TAP THRU = M10 x 1.50

## 40BP2522\* (non-stock)

40MM x 80MM BASE PLATE

'A' TAP THRU = M12 x 1.75

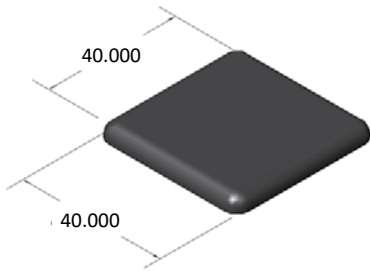




# 40 SERIES ACCESSORIES

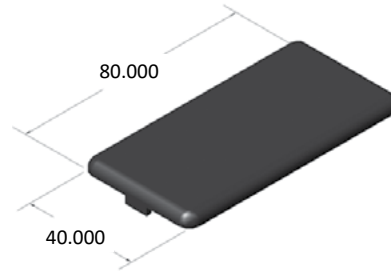
## 40AC7925

40MM x 40MM ENDCAP




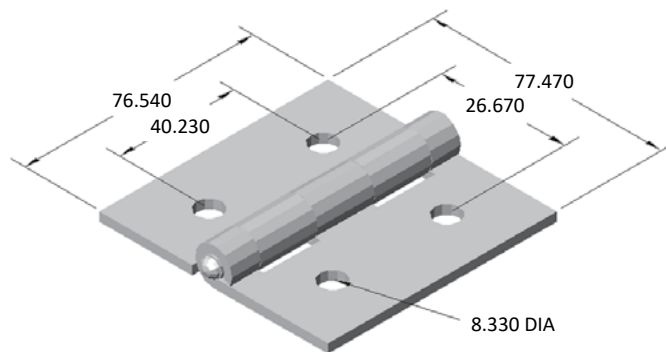
## 40AC7930

40MM x 80MM ENDCAP



## 40HI8530\* (non-stock)

METAL HINGE



- Black powder coated steel

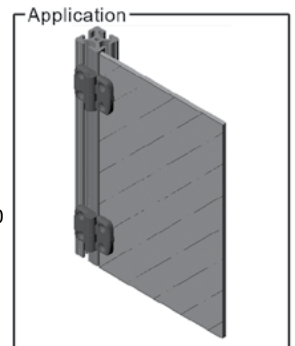
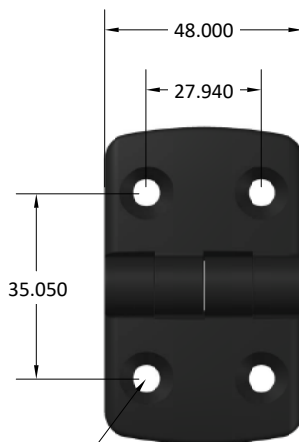
### RECOMMENDED HARDWARE

QTY	DESCRIPTION	PART NO.
4	M8 x 12mm BHSCS	13MFA3607
4	M8 x 1.25 ECONOMY T-NUT	15MFA3920

## 40HI8540\* (non-stock)

PLASTIC HINGE

- ⚠ Not to be used to hinge two extrusions together




- Hardware included
- Black fiberglass reinforced nylon

D'Thru & C'Sink  
For M6 FHSCS

# SECTION 24

45 SERIES EXTRUSION

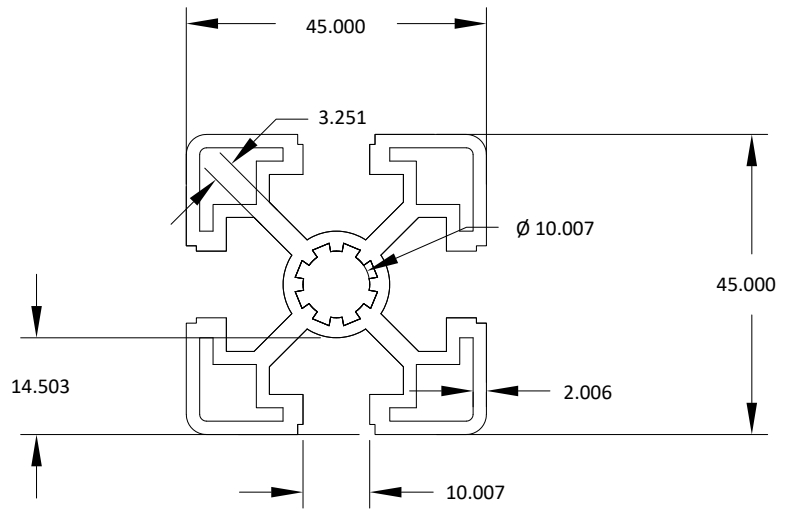



# 45 SERIES EXTRUSION

## 45QE4545

45MM X 45MM T-SLOTTED ALUMINUM EXTRUSION

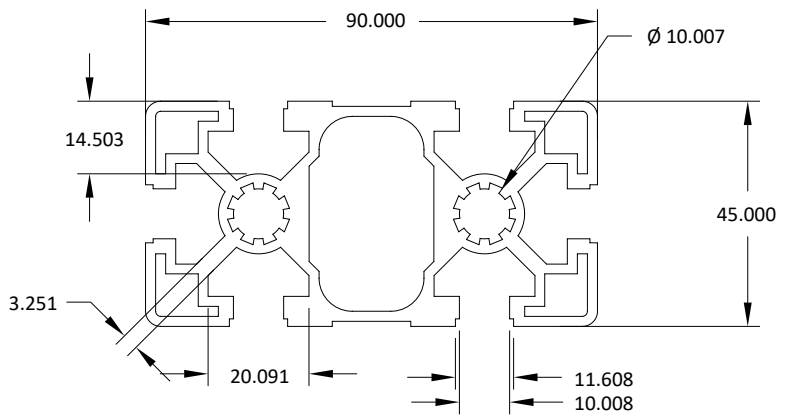

45QE4545UL T-SLOTTED EXTRUSION	
MATERIAL	6063-T6
FINISH	CLEAR ANODIZE
	204R1 / .0004dp
SURFACE HARDNESS	250HV
WEIGHT PER FOOT	1.054 LBS
STOCK LENGTHS	97" +/- .125
	145" +/- .125
	194" +/- .125
MOMENT OF INERTIA	IX = .3354 <sup>in4</sup>
	IY = .3354 <sup>in4</sup>
ESTIMATED AREA	1.1759 SQ. IN.



## 45QE4590


45MM X 90MM T-SLOTTED ALUMINUM EXTRUSION

45QE4590 T-SLOTTED EXTRUSION	
MATERIAL	6063-T6
FINISH	CLEAR ANODIZE
	204R1 / .0004dp
SURFACE HARDNESS	250HV
WEIGHT PER FOOT	1.580 LBS
STOCK LENGTHS	97" +/- .125
	145" +/- .125
	194" +/- .125
MOMENT OF INERTIA	IX = .6069 <sup>in4</sup>
	IY = 2.5035 <sup>in4</sup>
ESTIMATED AREA	1.955 SQ. IN.



# SECTION 25

## 45 SERIES MACHINING



### Extrusion Cut-to-Length Service

Faztek can accurately cut your extrusions to the length you need. Ordering is simple - just specify the type, quantity and length of the extrusions you require.

Advantages:

- High-precision equipment
- Tolerance of +/- .015"
- Squareness = .002" per inch

Service No.	Description
45MA9006	CUT SERVICE FOR 45MM x 45MM EXTRUSIONS
45MA9007	CUT SERVICE FOR 45MM x 90MM EXTRUSIONS



### Extrusion End Tap Service

Tapping the end of extrusions adds flexibility to your project. Attach casters, leveling feet, end fasteners, plates and much more quickly and easily with minimal hardware.


Tap services are per end of extrusion

Service No.	Description
<b>1/2-13 SIZE TAP SERVICES</b>	
45MA9078	TAP FOR 45MM x 45MM PROFILES
45MA9007	TAP FOR 45MM x 90MM PROFILES
<b>M12 X 1.75 SIZE TAP SERVICES</b>	
45MA9040	TAP FOR 45MM x 45MM PROFILES
45MA9041	TAP FOR 45MM x 90MM PROFILES



# SECTION 26


45 SERIES FASTENERS



## 45 SERIES FASTENERS


### 45 Series T-Nuts

#### Economy T-Nuts

	Part No.	Description	Thread	Material	Tap Location	Width
	15MFA3920	Economy T-Nut	M8 x 1.25	Steel	Offset	.625
	15MFA3900	Economy T-Nut	M6 x 1.00	Steel	Offset	.625


### Metric Fasteners: M6 x 1.0

#### Button Head Socket Cap Screws (BHSCS)

	Part No.	Description	Material	Tool
	13MFA3647	M6 x 16 BHSCS	Steel	M5 Hex

### Metric Fasteners: M8 x 1.25

#### Socket Head Cap Screws (SHCS)

	Part No.	Description	Material	Tool
	13MFA3615	M8 x 20 BHSCS	Steel	M5 Hex

# SECTION 27

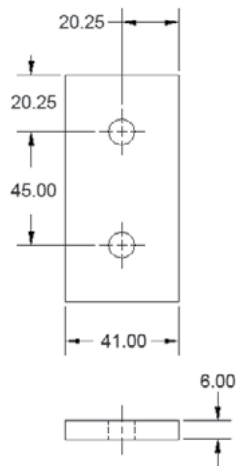
## 45 SERIES BRACKETS



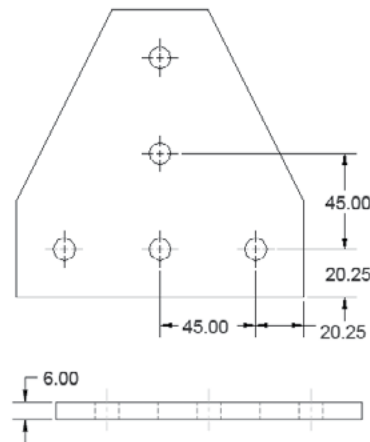
# 45 SERIES BRACKETS

Please review the following bolt pattern dimensions which apply to all 45 Series Corner Brackets and Joining Plates.

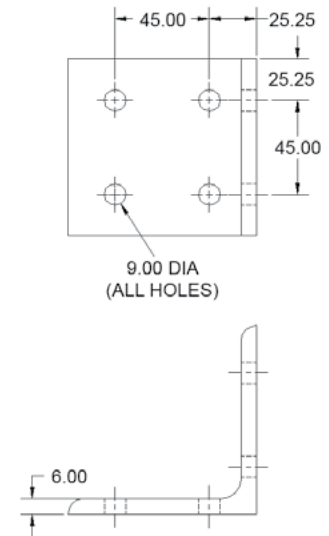
Joining Strips



Joining Plates



Corner Brackets



JOINING PLATE & CORNER BRACKET PROPERTIES	
MATERIAL	6061-T6
FINISH	CLEAR ANODIZE
HOLE DIAMETER	9.00mm



Pre-load fasteners into brackets before assembly to save time. See page 5 for details.

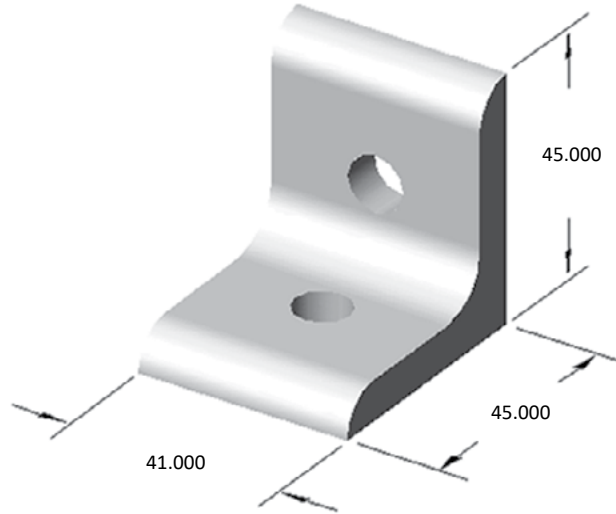
**Joining Strips & Plates** - used to connect two or more extrusions at various angles. Joining strips are fastened to the exterior of extrusions with a combination of T-nuts and flanged button heads.

**Corner Brackets** - used to connect two extrusions at 90° angles. Most corner brackets are fastened on the inside of extrusions with a combination of T-nuts and button heads.

Please see the '**recommended hardware**' boxes on the following pages to be sure you have the correct fasteners and quantities for each part.

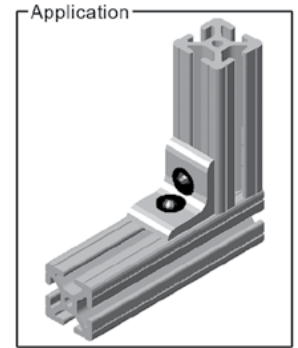
### 45CB4502

2 HOLE INSIDE CORNER BRACKET



**RECOMMENDED HARDWARE**

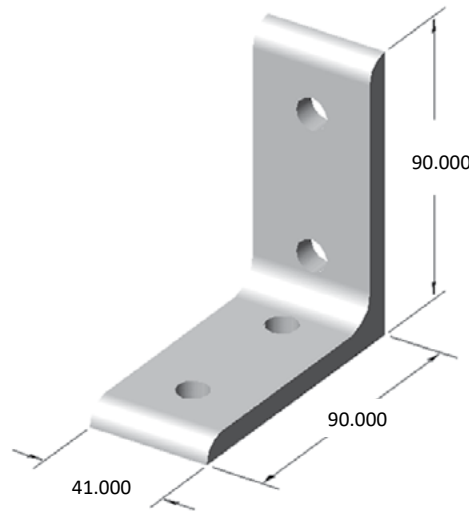
QTY	DESCRIPTION	PART NO.
2	M8 x 20 BHSCS	13MFA3615
2	M8 x 1.25 ECONOMY T-NUT	15MFA3920



Part weight: .080 lbs

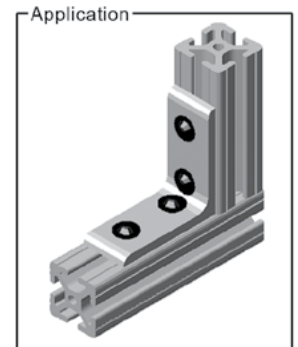
### 45CB4504

4 HOLE INSIDE CORNER BRACKET



**RECOMMENDED HARDWARE**

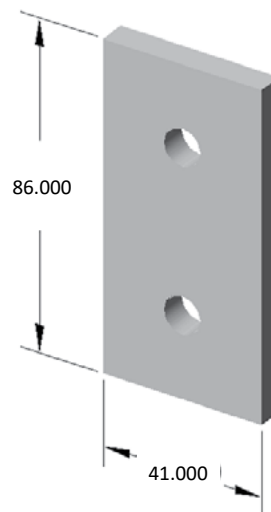
QTY	DESCRIPTION	PART NO.
4	M8 x 20 BHSCS	13MFA3615
4	M8 x 1.25 ECONOMY T-NUT	15MFA3920



Part weight: .170 lbs


### 45JP4590

2 HOLE JOINING STRIP



**RECOMMENDED HARDWARE**

QTY	DESCRIPTION	PART NO.
2	M8 x 20 BHSCS	13MFA3615
2	M8 x 1.25 ECONOMY T-NUT	15MFA3920


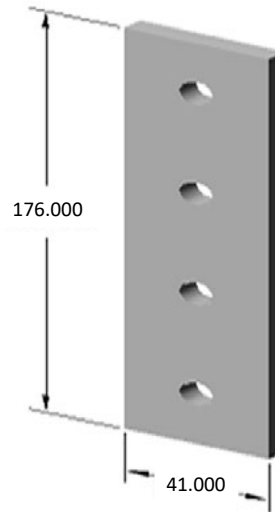


Part weight: .105 lbs

## 45 SERIES BRACKETS

### 45JP45180

4 HOLE JOINING STRIP




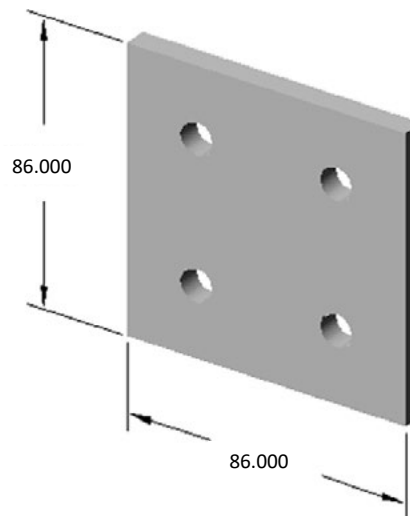
Part weight: .205 lbs

#### RECOMMENDED HARDWARE

QTY	DESCRIPTION	PART NO.
4	M8 x 20 BHSCS	13MFA3615
4	M8 x 1.25 ECONOMY T-NUT	15MFA3920

### 45JP9090

4 HOLE JOINING PLATE




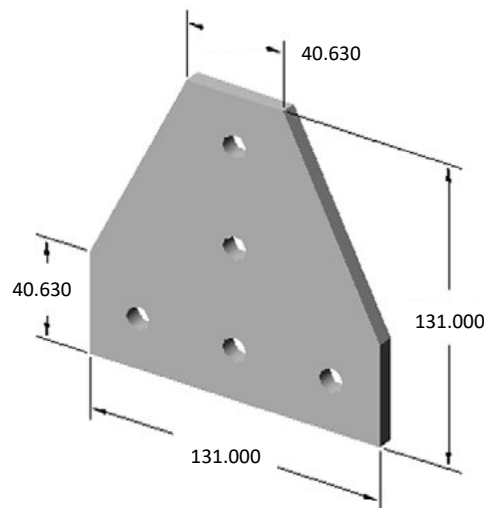
Part weight: .210 lbs

#### RECOMMENDED HARDWARE

QTY	DESCRIPTION	PART NO.
4	M8 x 20 BHSCS	13MFA3615
4	M8 x 1.25 ECONOMY T-NUT	15MFA3920

### 45JP4506

5 HOLE TEE JOINING PLATE




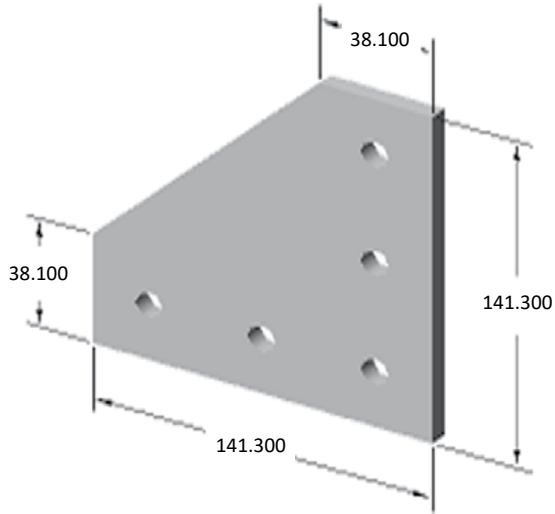
Part weight: .370 lbs

#### RECOMMENDED HARDWARE

QTY	DESCRIPTION	PART NO.
5	M8 x 20 BHSCS	13MFA3615
5	M8 x 1.25 ECONOMY T-NUT	15MFA3920

# 45JP4507

5 HOLE 90° JOINING PLATE



Part weight: .375 lbs

### RECOMMENDED HARDWARE

QTY	DESCRIPTION	PART NO.
5	M8 x 20 BHSCS	13MFA3615
5	M8 x 1.25 ECONOMY T-NUT	15MFA3920



# SECTION 28

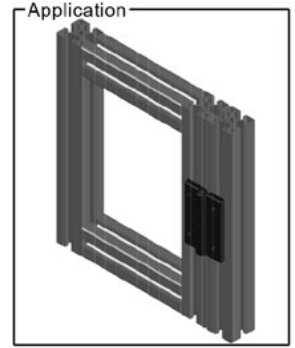
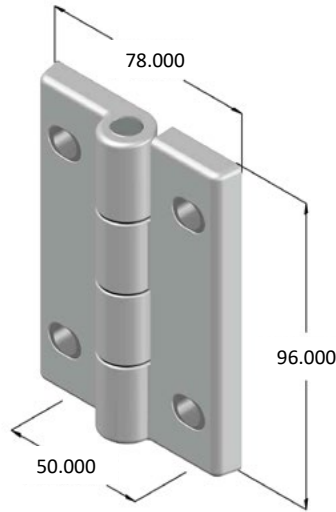
45 SERIES HINGES &  
FLOOR TO FRAME



# 45 SERIES HINGES & FLOOR TO FRAME

## 45HI4514

Heavy Duty Butt Hinge




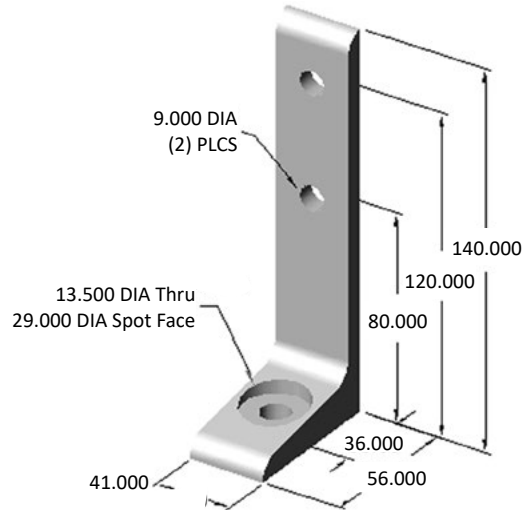
Part weight: .340 lbs

### RECOMMENDED HARDWARE

QTY	DESCRIPTION	PART NO.
4	M6 x 16 BHSCS	13MFA3647
4	M6 x 1.00 ECONOMY T-NUT	15MFA3900

## 45FF4045\* (non-stock)

45MM FLOOR MOUNT FOOT



Part weight: .290 lbs

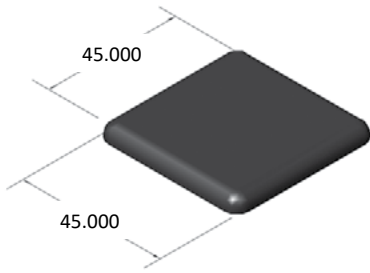
### RECOMMENDED HARDWARE

QTY	DESCRIPTION	PART NO.
2	M8 x 20 BHSCS	13MFA3615
2	M8 x 1.25 ECONOMY T-NUT	15MFA3920
1	3/8 X 3 FLOOR ANCHOR	13FA3376



### 45AC7925

45MM x 45MM ENDCAP




### 45AC7105

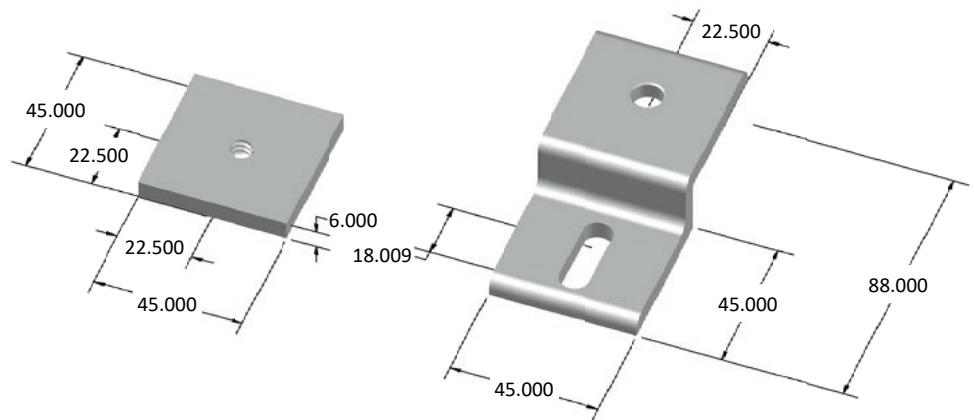
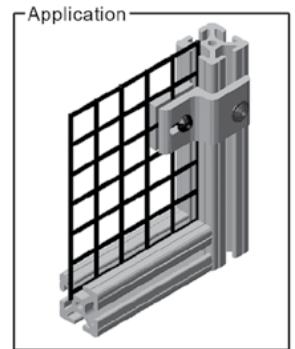
45MM MESH RETAINER



Place mesh retainers around the perimeter of the frame every 600MM to properly secure the panel.



Component Dimensions:



**RECOMMENDED HARDWARE**

QTY	DESCRIPTION	PART NO.
1	M8 x 20 BHSCS	13MFA3615
1	M8 x 1.25 ECONOMY T-NUT	15MFA3501

# SECTION 30

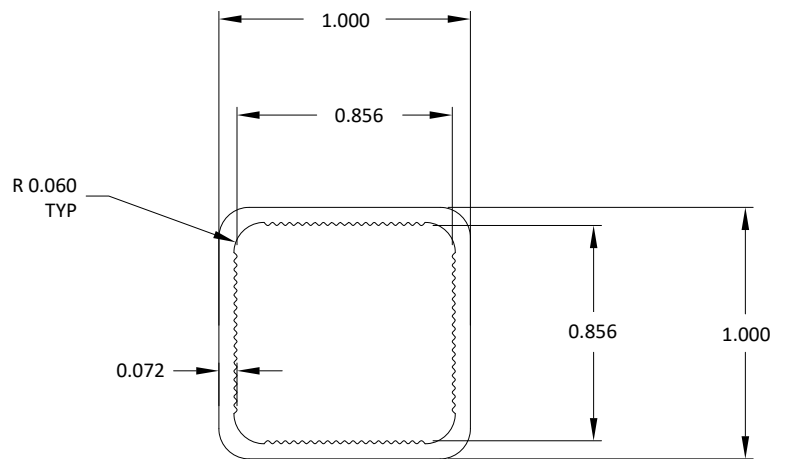

FAZ-TUBE



### 13FT9000

1.0" X 1.0" SQUARE FAZ-TUBE

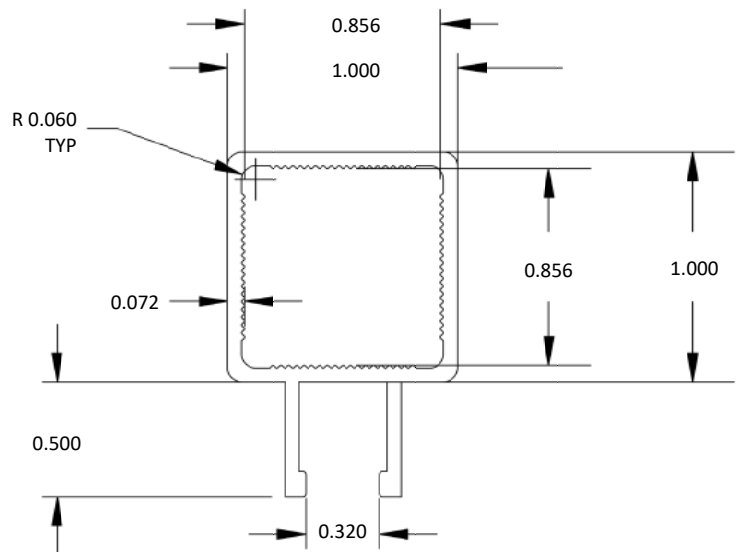

13FT9000 SQUARE FAZ-TUBE	
MATERIAL	6063-T6
FINISH	CLEAR ANODIZE
	204R1 / .0004dp
SURFACE HARDNESS	250HV
WEIGHT PER FOOT	0.27
STOCK LENGTHS	97" +/- .125
	145" +/- .125
ESTIMATED AREA	0.2228 SQ. IN.



### 13FT9025

1.0" X 1.0" SINGLE FLANGE FAZ-TUBE

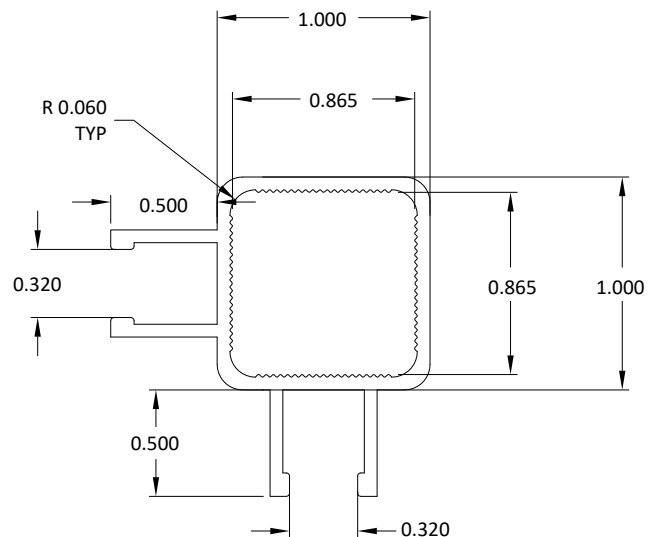

13FT9025 SINGLE FLANGE FAZ-TUBE	
MATERIAL	6063-T6
FINISH	CLEAR ANODIZE
	204R1 / .0004dp
SURFACE HARDNESS	250HV
WEIGHT PER FOOT	0.35 LBS
STOCK LENGTHS	97" +/- .125
	145" +/- .125
ESTIMATED AREA	0.2889 SQ. IN.



### 13FT9030

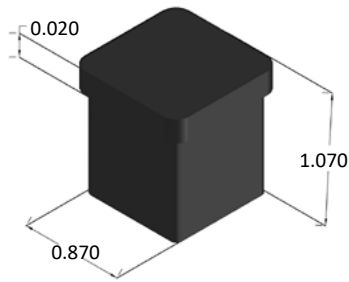
1.0" X 1.0" DOUBLE FLANGE FAZ-TUBE

13FT9030 DOUBLE FLANGE FAZ-TUBE	
MATERIAL	6063-T6
FINISH	CLEAR ANODIZE
	204R1 / .0004dp
SURFACE HARDNESS	250HV
WEIGHT PER FOOT	0.43 LBS
STOCK LENGTHS	97" +/- .125
	145" +/- .125
ESTIMATED AREA	0.3550 SQ. IN.



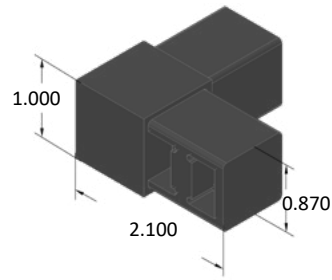
**13FT9201**

1" ENDCAP



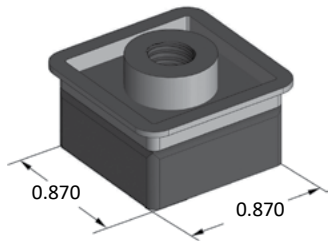
**13FT9220**

1" 90° CONNECTOR



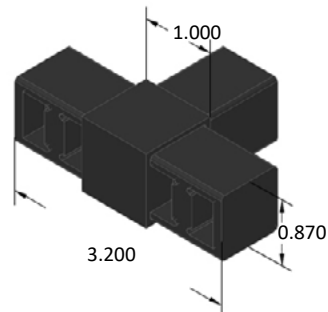
**13FT9223**

1/4-20 METAL THREADED INSERT



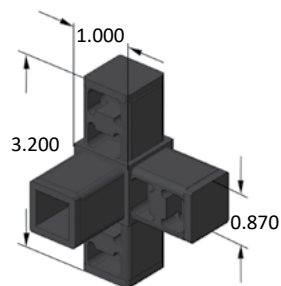
**13FT9230**

1" TEE CONNECTOR



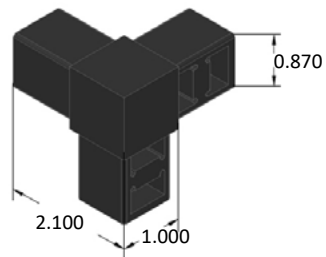
**13FT9245**

1" 4-WAY CONNECTOR



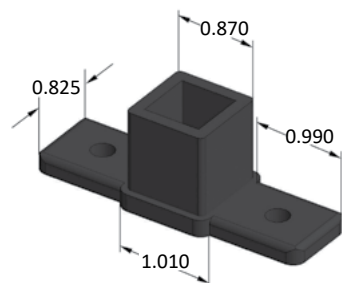
**13FT9250**

1" 3-WAY CONNECTOR



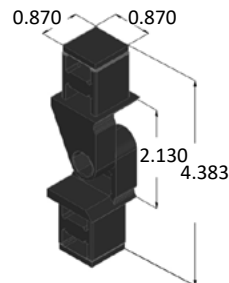
**13FT9253**

1" STRAIGN BASE CONNECTOR



**13FT9295**

1" HINGE



**Access Hole (machining service)**

15 Series..... 30  
 10 Series..... 147  
 40 Series..... 205

**Achor Fastener**

15 Series..... 42  
 10 Series..... 155  
 40 Series..... 212

**Base Plate**

15 Series..... 107  
 10 Series..... 193  
 40 Series..... 221

**Bracket**

Gusset Corner Bracket  
 15 Series..... 52  
 10 Series..... 162  
 90° Corner Bracket  
 15 Series..... 46  
 13 Series..... 128  
 10 Series..... 158  
 40 Series..... 216  
 45 Series..... 232

**Butt Fastener**

15 Series..... 43

**Caster..... 117**

**Connector.....**

15 Series..... 43  
 Faz-tube..... 242

**Corner Bracket (see 'Bracket')**

**Counterbore (machining service)**

15 Series..... 28  
 10 Series..... 146  
 40 Series..... 204

**Cover**

Anti-Skid..... 92  
 T-Slot  
 15 Series..... 92  
 10 Series..... 186

**Deadbolt Latch (see 'Latch')**

**Door Seal..... 93**

**Drill Jig**

15 Series..... 104  
 10 Series..... 190

**Drop-In T-Nut (see T-Nut)**

**Endcap**

15 Series..... 91  
 10 Series..... 185  
 40 Series..... 223  
 45 Series..... 239  
 Faz-Tube..... 242

**End Fastener**

15 Series..... 43  
 10 Series..... 155  
 40 Series..... 212

**Extrusion Profiles**

15 Series..... 17  
 10 Series..... 141  
 40 Series..... 201  
 45 Series..... 225  
 Faz-Tube..... 241

**Floor Mount Base Plate**

15 Series..... 113  
 10 Series..... 198

**Floor Mount Foot**

15 Series..... 111  
 10 Series..... 196  
 40 Series..... 221  
 45 Series..... 237

**Gasket**

Panel  
 15 Series..... 93  
 10 Series..... 186  
 Plastic  
 15 Series..... 93  
 Door  
 15 Series..... 93

**Gusset Corner Bracket (see 'Bracket')**

**Handle**

Plastic Door..... 131  
 Ratcheting  
 15 Series..... 85  
 Locking/Non-Locking Door  
 15 Series..... 94  
 10 Series..... 190

**Hinge**

Plastic  
 15 Series..... 71  
 40 Series..... 223  
 Nylon  
 15 Series..... 74

10 Series.....	173	10 Series.....	145
13 Series.....	130	40 Series.....	203
Faz-Tube.....	242	45 Series.....	227
<b>Aluminum</b>		<b>Magnetic Latch (see 'Latch')</b>	
15 Series.....	71	<b>Manifold</b>	
10 Series.....	173	15 Series.....	101
<b>Lift-Off</b>		<b>Mesh (see 'panels')</b>	
15 Series.....	73	<b>Mesh Retainer (see 'retainer')</b>	
10 Series.....	173	<b>Miter Cut</b>	
13 Series.....	130	15 Series.....	32
<b>Butt</b>		10 Series.....	149
15 Series.....	71	40 Series.....	206
10 Series.....	173	<b>Panel Mount Block</b>	
45 Series.....	237	15 Series.....	97
<b>Pivot</b>		10 Series.....	188
15 Series.....	72	<b>Panel Retainer (see 'Retainer')</b>	
10 Series.....	181	<b>Panel</b>	
<b>Joining Plate</b>		Polycarbonate.....	122
15 Series.....	46	PVC.....	122
10 Series.....	164	Wire Mesh.....	122
40 Series.....	218	<b>Pivot Nub</b>	
45 Series.....	233	15 Series.....	75
<b>Joining Strip</b>		10 Series.....	175
15 Series.....	54	<b>Retainer</b>	
10 Series.....	163	Mesh	
13 Series.....	129	15 Series.....	99
40 Series.....	218	10 Series.....	189
45 Series.....	232	Panel	
<b>Latch</b>		15 Series.....	96
<b>Ball</b>		10 Series.....	188
15 Series.....	95	Rubber Stop.....	127
10 Series.....	187	<b>Slam Latch (see 'Latch')</b>	
13 Series.....	132	<b>Supports, 45°</b>	
<b>Deadbolt</b>		15 Series.....	68
15 Series.....	95	10 Series.....	171
10 Series.....	187	<b>T-Anchor Fastener.....</b>	<b>41</b>
<b>Magnetic</b>		<b>T-Nut</b>	
15 Series.....	96	15 Series.....	36
10 Series.....	187	10 Series.....	152
<b>Slam</b>		40 Series.....	210
15 Series.....	94	45 Series.....	229
<b>Leveling Foot.....</b>	<b>121</b>	<b>Tool Hanger</b>	
<b>Living Pivot Hinge (see 'Hinge')</b>		15 Series.....	104
<b>Machining Services</b>		10 Series.....	186
15 Series.....	27		

# PART INDEX

Part Number	Page
10AC7401	190
10AC7630	185
10AC7632	185
10AC7634	185
10AC7730	185
10AC7732	185
10AC7734	185
10AC7736	185
10AC7750	186
10AC7751	186
10AC7753	186
10AC7760	186
10AC7762	187
10AC7800	186
10AC7806	189
10AC7807*	188
10AC7810	188
10AC7814*	189
10AC7817*	189
10AC7820	188
10AC7901	137
10AC7902	137
10AC7950	190
10AC7953*	190
10AC7955	190
10AC7976	187
10AC7980	187
10BP2560	195
10BP2564*	195
10BP2565	195
10BP2566*	195
10BP2567*	195
10BP2568	195
10BP2569*	195
10BP2570*	196
10BP2571*	196
10BP2572*	196
10BP2573*	196
10BP2575*	194
10BP2576*	194
10BP2577*	194
10BP2578*	194
10BP2579*	195
10BP2588	193
10BP2589	193
10CB4100	158
10CB4101	162
10CB4102	159

Part Number	Page
10CB4103	159
10CB4104	159
10CB4105	162
10CB4106	160
10CB4107	163
10CB4108	163
10CB4113*	161
10CB4117*	162
10CB4121*	160
10CB4221	158
10CB4223*	160
10CB4224*	161
10CB4225*	161
10CB4226	158
10EX1010	141
10EX1020	141
10EX1030	141
10EX2020	142
10FA3100	152
10FA3101	152
10FA3102	152
10FA3103	152
10FA3104	152
10FA3121	152
10FA3122	152
10FA3123	152
10FA3124	152
10FA3125	152
10FA3128	152
10FA3129	152
10FA3130	152
10FA3700	155
10FA3705	155
10FAC3750	155
10FAC3755	155
10FF5611	196
10FF5612	197
10FF5613*	197
10FF5820*	198
10FF5821*	198
10FF5823	199
10HI7810	173
10HI7820	174
10HI7821	174
10HI8215	173
10HI8216	173
10HI8300	177
10HI8302	178

Part Number	Page
10HI8304	178
10HI8306	175
10HI8308	176
10HI8310	176
10HI8312	176
10HI8313	177
10HI8315	175
10HI8317	176
10HI8320	177
10HI8321*	179
10HI8322*	179
10HI8323*	181
10HI8324*	181
10HI8325*	181
10HI8326*	181
10HI8327*	181
10HI8328*	181
10HI8329*	182
10HI8330*	182
10HI8331*	182
10HI8332*	182
10HI8333*	182
10HI8334*	182
10HI8335*	182
10HI8336*	182
10HI8337*	182
10HI8338	177
10HI8339*	181
10HI8350	180
10HI8351	179
10HI8352	180
10HI8353*	183
10HI8355*	183
10HI8357*	183
10HI8359*	183
10HI8361*	183
10HI8363*	183
10HI8365*	183
10HI8367*	183
10HI8370*	183
10HI8372*	183
10JP4201	163
10JP4202	164
10JP4203	165
10JP4204	167
10JP4205	166
10JP4207*	166
10JP4208	165

Part Number	Page
10JP4209*	167
10JP4210*	170
10JP4211*	170
10JP4212*	169
10JP4213	164
10JP4214*	168
10JP4216*	167
10JP4217*	168
10JP4218*	169
10JP4220*	168
10JP4226*	166
10JP4227*	169
10JP4229*	165
10JP4230	164
10MA9000	145
10MA9001	145
10MA9002	145
10MA9003	145
10MA9010	145
10MA9020	147
10MA9021	147
10MA9022	147
10MA9025	149
10MA9026	149
10MA9027	149
10MA9030	149
10MA9031	149
10MA9032	149
10MA9033	149
10MA9035	146
10MA9051	145
10MA9052	145
10MA9053	145
10MA9054	145
10MA9055	145
10MA9056	145
10MA9058	145
10MA9072	148
10MA9083	124
10MA9084	124
10MA9085	124
10MFA3125	152
10MFA3201	152
10MFA3202	152
10MFA3203	152
10MFA3925	152
10QE1010	142
10SP1801	171

Part Number	Page
10SP1802	171
10SP1803	171
10SP1804	171
10SP1805	171
10SP1806	171
10SP1811	171
10SP1812	171
10SP1813	171
10SS7000*	135
10SS7001	135
10SS7002*	135
10SS7003	135
10SS7004	136
10SS7007	135
10SS7008	135
10SS7009	135
10SS7011	135
10SS7012	135
10SS7013	135
10SS7014	135
10SS7015	135
10SS7016	135
10SS7017	135
10SS7018	135
10SS7021	135
10SS7022	135
10SS7023	137
13AC2101	132
13AC2102	132
13AC7268	127
13AC7300	131
13AC7301	131
13AC7302	131
13AC7305*	131
13AC7309	126
13AC7327*	131
13AC7364	132
13AC7500*	126
13AC7501*	126
13AC7502*	126
13AC7503*	126
13AC7504*	126
13AC7505*	126
13AC7506*	126
13AC7507*	126
13AC7508*	126
13AC7509*	126
13AC7510*	126

Part Number	Page
13AC7511*	126
13AC7607*	132
13AC7609*	132
13AC7702	125
13AC7720	137
13AC7722	138
13AC7800	132
13AC7816	127
13AC8700*	127
13CA8100	117
13CA8101	117
13CA8102	117
13CA8103	117
13CA8104*	119
13CA8105*	119
13CA8106*	119
13CA8107*	119
13CA8108*	118
13CA8110*	118
13CA8113	118
13CA8114*	118
13CA8115*	117
13CA8116*	117
13CA8118	120
13CA8120*	120
13CA8124*	120
13CA8145*	119
13CB5000*	128
13CB5001*	128
13CB5002	128
13CP0082*	122
13CP0400	133
13CP0401	133
13EDS1010	134
13EDS1012	134
13EDS1014	134
13EDS1016	134
13EDS1018	134
13EDS1020	134
13EDS1022	134
13EDS1024	134
13EDS1026	134
13EDS1028	134
13FA3110	38
13FA3111	38
13FA3112	39
13FA3113	39
13FA3117	39

Part Number	Page
13FA3122	39
13FA3126	38
13FA3127	38
13FA3128	39
13FA3129	39
13FA3300	38
13FA3301	38
13FA3302	38
13FA3303	38
13FA3304	38
13FA3305	38
13FA3306	38
13FA3308	38
13FA3309	38
13FA3310	38
13FA3311	38
13FA3313	38
13FA3316	39
13FA3319	37
13FA3321	37
13FA3322	37
13FA3323	37
13FA3324	37
13FA3325	37
13FA3326	37
13FA3327	37
13FA3328	37
13FA3329	37
13FA3330	37
13FA3331	37
13FA3332	38
13FA3334	38
13FA3335	37
13FA3336	38
13FA3337	37
13FA3338	37
13FA3342	37
13FA3340	37
13FA3350	39
13FA3351	39
13FA3352	39
13FA3353	37
13FA3354	37
13FA3360	38
13FA3362	38
13FA3365	37
13FA3374	39
13FA3376	39

Part Number	Page
13FA3377	39
13FA3600	37
13FA3602	37
13FA3603	37
13FA3604	37
13FA3607	39
13FA3608	39
13FA3609	39
13FA3610	39
13FA3611	39
13FA3612	38
13FA3700	39
13FA3701	39
13FA3704	39
13FA3705	39
13FA3706	38
13FA3707	39
13FA3708	38
13FA3709	38
13FA3710	37
13FA3712	39
13FA3715	39
13FA3716	39
13FA3745	39
13FA3746	39
13FA3747	39
13FF8113*	121
13FF8114*	121
13FF8115*	121
13FF8116*	121
13FF8117	121
13FF8118	121
13FF8119	121
13FF8120*	121
13FF8122	121
13FF8126	121
13FF8128	121
13FF8129	121
13FF8131	121
13FF8132	121
13FF8133	121
13FT9000	241
13FT9025	241
13FT9030	241
13FT9201	242
13FT9220	242
13FT9223	242
13FT9230	242

# PART INDEX

Part Number	Page
13FT9245	242
13FT9250	242
13FT9253	242
13FT9295	242
13HI8100	130
13HI8101	130
13HI8104	130
13JP6000*	129
13JP6001*	129
13JP6002	129
13MA9080	32
13MA9081	32
13MA9088	32
13MA9089	32
13MA9090	32
13MA9091	32
13MA9092	32
13MA9094	32
13MA9095	32
13MA9097	32
13MFA3600	40
13MFA3602	40
13MFA3605	40
13MFA3606	40
13MFA3607	40
13MFA3608	40
13MFA3609	40
13MFA3610	40
13MFA3611*	40
13MFA3612	40
13MFA3613	40
13MFA3614*	40
13MFA3615	40
13MFA3616	41
13MFA3617	41
13MFA3618	40
13MFA3619	41
13MFA3620	41
13MFA3621	40
13MFA3622	41
13MFA3624	40
13MFA3640	41
13MFA3641	41
13MFA3642	41
13MFA3643	41
13MFA3644	41
13MFA3645	41
13MFA3646	40

Part Number	Page
13MFA3647	40
13MFA3649	40
13MFA3650	40
13MFA3651	40
13MFA3652	40
13MFA3653	40
13MFA3654	40
13MFA3655	40
13MFA3656	40
13MFA3657	40
13PA8309	122
13PA8310	122
13PA8311	122
13PA8312	122
13PA8313	122
13PA8314	122
13PA8320	122
13PA8321	122
13PA8322	122
13PA8324	122
13PA8326	122
13PA8340*	122
13PA8341*	122
13PA8342*	122
13PA8343*	122
13PA8344*	122
13PA8345*	122
13PA8346*	122
13PA8347*	122
13PA8380	122
13PA8386	122
13SS8001	136
13TL1201	139
13TL1202	139
13TL1203	139
13TL1206	139
13TL1207	139
13TL1208	139
13TL1210*	139
13TL1301*	139
13TL1302*	139
13TL1303*	139
13TL1306*	139
13TL1307*	139
13TL1308*	139
13TL1401*	139
13TL1402*	139
13TL1501*	139

Part Number	Page
13TL1502*	139
13TL1801*	139
13TL1802*	139
15AC7105	99
15AC7110	96
15AC7113	97
15AC7117	99
15AC7118*	100
15AC7119	100
15AC7305	103
15AC7310	93
15AC7500*	104
15AC7501*	104
15AC7502*	104
15AC7825	91
15AC7830	91
15AC7832	91
15AC7840	91
15AC7925	91
15AC7930	91
15AC7932	91
15AC7934	91
15AC7940	91
15AC7946	91
15AC7950	94
15AC7951*	94
15AC7953*	94
15AC7955	94
15AC7956	94
15AC7966	94
15AC7972	103
15AC7976	96
15AC7980	95
15AC8702	97
15AC8705	97
15AC8706	101
15AC8707	101
15AC8708*	102
15AC8709	101
15AC8710*	102
15AC8711*	102
15AC8712	101
15AC8713	101
15AC8714	101
15AC8715*	102
15AC8716*	102
15AC8717*	102
15AC8727*	103

Part Number	Page
15AC8745	95
15AC8748	97
15AC8750	92
15AC8751	92
15AC8753	92
15AC8758*	104
15AC8760	104
15AC8762	95
15AC8770	93
15AC8776	92
15AC8778	92
15AC8780	137
15AC8781	137
15AC8782	93
15AC8800	98
15AC8801	98
15AC8802	98
15AC8850	96
15AC8852	96
15BP2500	107
15BP2501	105
15BP2502	106
15BP2503	106
15BP2550*	107
15BP2551*	109
15BP2552*	110
15BP2553	111
15BP2561	109
15BP2562	109
15BP2563*	110
15BP2564*	109
15BP2580	109
15BP2583	110
15BP2584*	110
15BP2585	110
15BP2587*	110
15BP2588*	111
15BP2589*	111
15BP2590*	111
15CB4000	46
15CB4001	46
15CB4002	46
15CB4003*	47
15CB4004*	47
15CB4005	47
15CB4801	48
15CB4802	48
15CB4803	48

Part Number	Page
15CB4804	49
15CB4805	49
15CB4806	49
15CB4808*	50
15CB4811*	50
15CB4812*	50
15CB4813*	51
15CB4815	51
15CB4816*	51
15CB4840	52
15CB4841	52
15CB4842	52
15CB4843	53
15CB4844*	53
15CB4846	53
15CB4870	54
15EX1515	17
15EX1515L	17
15EX1515UL	17
15EX1530	18
15EX1530L	18
15EX1545L	18
15EX3030	19
15EX3030L	19
15EX3060*	19
15FA3403	36
15FA3405	36
15FA3501	36
15FA3502	36
15FA3503	36
15FA3504	36
15FA3505	36
15FA3506	36
15FA3507	36
15FA3509	36
15FA3510	36
15FA3511	36
15FA3513	36
15FA3520	36
15FA3522	36
15FA3532	36
15FA3534	36
15FA3536	36
15FA3538	36
15FA3540	36
15FA3542	36
15FA3544	36
15FA3600	36

Part Number	Page
15FA3602	36
15FA3603	36
15FA3610	42
15FA3615	43
15FA3620	27
15FAC3865	43
15FAC3880	42
15FAC3882	42
15FAC3884	42
15FAC3886	43
15FAC3888	42
15FAC3890	41
15FAC3894	43
15FF5814	109
15FF5815*	112
15FF5816	112
15FF5818*	112
15FF5830	113
15FF5833	113
15FF5835	113
15FF5838*	114
15HI8514	71
15HI8515	72
15HI8518	71
15HI8527*	71
15HI8550*	72
15HI8700	72
15HI8704	74
15HI8712	72
15HI8725	74
15HI8726	74
15HI8755	73
15HI8756	73
15HI8757	73
15HI8800	75
15HI8802	76
15HI8803	75
15HI8805	76
15HI8806	77
15HI8808	78
15HI8810	78
15HI8812	77
15HI8814	77
15HI8816	75
15HI8820*	81
15HI8821*	81
15HI8822*	81
15HI8823*	81

Part Number	Page
15HI8824*	81
15HI8825*	81
15HI8826*	81
15HI8827*	81
15HI8828*	81
15HI8829*	80
15HI8830*	80
15HI8831*	80
15HI8832*	80
15HI8833*	80
15HI8834*	80
15HI8835*	80
15HI8836*	80
15HI8837*	80
15HI8850	78
15HI8852	76
15HI8860	79
15HI8861	79
15HI8862	79
15HI8863*	82
15HI8865*	82
15HI8867*	82
15HI8869*	82
15HI8871*	82
15HI8873*	82
15HI8879*	82
15HI8881*	82
15HI8883*	82
15HI8885*	82
15JP4500*	54
15JP4501	54
15JP4502	55
15JP4503	55
15JP4504	55
15JP4505	56
15JP4506	56
15JP4507	56
15JP4508	57
15JP4509	57
15JP4510	57
15JP4511*	58
15JP4512*	58
15JP4513*	58
15JP4514*	59
15JP4515*	59
15JP4516*	59
15JP4517*	60
15JP4518*	60

Part Number	Page
15JP4519*	60
15JP4520	61
15JP4521*	61
15JP4522*	61
15JP4523*	62
15JP4524*	62
15JP4525*	62
15JP4526*	63
15JP4527	63
15JP4528*	63
15JP4529*	64
15JP4530*	64
15JP4531*	64
15JP4532*	65
15JP4533*	65
15JP4534	65
15JP4535*	66
15JP4536*	66
15JP4537*	66
15JP4538*	67
15LM1515	87
15LM8500	88
15LM8520	85
15LM8530	86
15LM8532	86
15LM8536	86
15LM8540*	85
15LM8544*	87
15LM8546*	87
15LM8550	85
15MA9006	27
15MA9007	27
15MA9008	27
15MA9009	27
15MA9011	27
15MA9020	27
15MA9021	27
15MA9022	27
15MA9023	27
15MA9024	27
15MA9040	27
15MA9046	27
15MA9047	27
15MA9050	27
15MA9051	27
15MA9052	27
15MA9053	27
15MA9054	27

# PART INDEX

Part Number	Page
15MA9055	27
15MA9056	27
15MA9057	27
15MA9058	27
15MA9059	27
15MA9060	30
15MA9061	30
15MA9062	32
15MA9063	32
15MA9065	32
15MA9066	32
15MA9067	32
15MA9068	32
15MA9069	32
15MA9071	29
15MA9072	31
15MA9073	30
15MA9074	28
15MA9077	27
15MA9083	32
15MA9084	32
15MA9085	32
15MA9097	122
15MFA3802	36
15MFA3803	36
15MFA3804	36
15MFA3900	36
15MFA3902	36
15MFA3920	36
15MFA3921	36
15MFA3922	36
15MFA3923	36
15MFA3925	36
15MFA3926	36
15MFA3928	36
15MFA3938	36
15MFAC3710	43
15MFAC3720	42
15MFAC3728	42
15QE1515	20
15QE1515L	20
15QE1515UL	20
15QE1517L	21
15QE1530	21
15QE1530L	21
15QE1545	22
15QE3030	22
15QE3030L	22

Part Number	Page
15QE3060	23
15QEA1515L	23
15QEB1515L	23
15QEM1515L	24
15QET1515L	24
15SM1515L	24
15SP1850	68
15SP1851	68
15SP1852	68
15SP1853	68
15SP1854	68
15SP1855	68
15SP1856	68
15SP1857	68
15SP1860	68
15SP1861	68
15SP1862	68
15SP1863	68
15SP1865	68
15SP1866	68
15SP1867	68
15SP1868	68
15SP1870	68
15SP1871	68
15SP1872	68
15SP1873	68
15SP1874	68
15SP1875	68
15SP1876	68
15SP1877	68
15SP1878	68
15SP1879	68
15SP1880	68
15SP1881	68
15SP1882	68
15SP1883	68
15SP1884	68
15SP1885	68
15SS8000*	135
15SS8001	135
15SS8002	135
15SS8003	135
15SS8004	136
15SS8005	136
15SS8008	135
15SS8009	135
15SS8010	135
15SS8011	135

Part Number	Page
15SS8012	135
15SS8015	135
15SS8016	135
15SS8018	135
15SS8019	136
15SS8020	135
15SS8035	135
15SS8043	137
15SS8045	136
15SS8048	135
40AC7925	223
40AC7930	223
40BP2520*	221
40BP2521*	221
40BP2522*	221
40CB4801	216
40CB4802*	216
40CB4803*	216
40CB4804*	217
40CB4805*	217
40CB4806*	217
40QE4040UL	201
40QE4080UL	201
40FF5814*	221
40FF5816*	221
40HI8530*	223
40HI8540*	223
40JP4501*	218
40JP4502*	218
40JP4504*	218
40JP4506*	219
40JP4507*	219
40JP4509*	219
45AC7105	239
45AC7925	239
45CB4502	232
45CB4504	232
45CB4590	232

Part Number	Page
45FF4045*	237
45HI4514	237
45JP4506	233
45JP4507	234
45JP4590	232
45JP45180	233
45JP9090	233
45MA9006	227
45MA9007	227
45MA9040	227
45MA9041	227
45MA9068	68
45MA9078	227
45QE4545	225
45QE4590	225
75DS7514	134
75DS7516	134
75DS7518	134
75DS7520	134
75DS7522	134
75DS7524	134
75DS7526	134
75DS7528	134
75DS7530	134
75DS7532	134
75DS7536	134
75DS7540	134
75DS7548	134

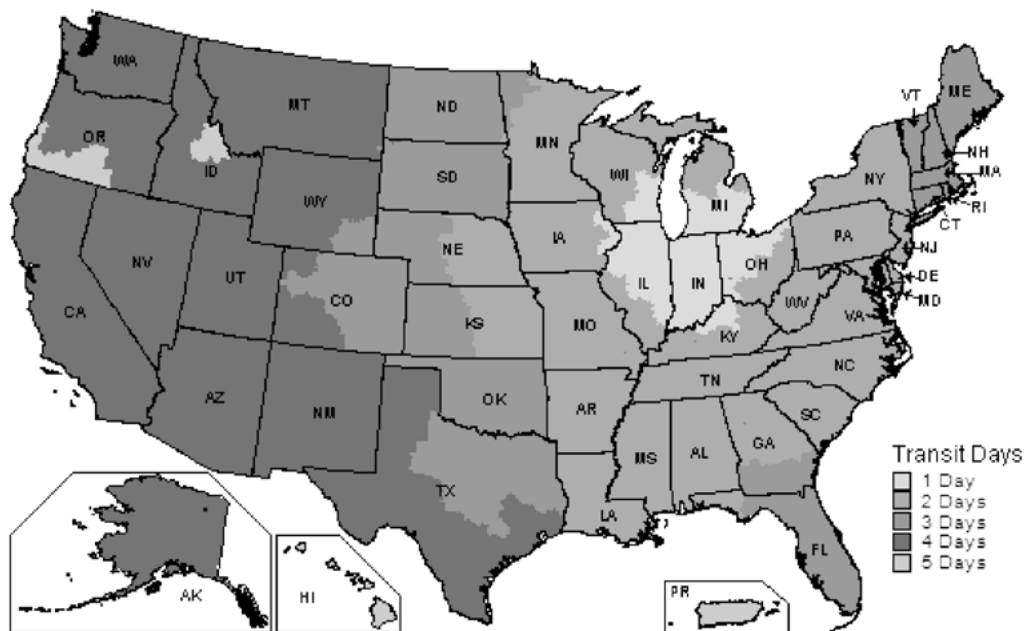
## \* Non-stock Parts

Please call Faztek for lead-time information on all non-stock parts listed in this catalog.

Phone: 260.482.7544

Toll-Free: 877.FAZTEK.4U  
(329.835.4)

## Standard UPS Delivery



UPS and the UPS brandmark are registered trademarks that are used with permission by its owner, United Parcel Service of America, Inc. All rights reserved.

## Shipping Information

Faztek has strong relationships with several reliable shipping carriers. Please call Faztek for carrier recommendations.

### 1. Small Packages:

Guidelines for shipping via UPS

- Any package shorter than 100"
- No skids
- 150 lbs per box maximum
- Any panel(s) with a girth size of less than 130"  
Girth = length + (width \* 2) + (height \* 2)


### 2. LTL Carriers

Guidelines for shipping via LTL

- Skids under 120" x 90" x 86"
- No skids taller than the width of the skid







## Our Mission

Faztek, LLC recognizes that our primary mission is to provide our customers with custom industrial solutions through innovative designs, quality products, and dependable service within a reasonable time frame at an appropriate price. We also recognize that our primary asset is our employees and accordingly, we provide them with quality training, innovative techniques, and appropriate advancement opportunities.

## Our Story

Faztek has evolved from a standard commodity aluminum extrusion supplier into a full-service industrial solutions provider. By expanding our product offering, we have been able to offer quality service and multiple types of products that can be combined and customized to meet specific customer needs. We work directly with customers to create truly custom designs every time.

The benefit of using Faztek's service not only includes our turnkey services that will help you through every step of your products life cycle, but our friendly and knowledgeable staff is here to support you through the entire process. From the initial design through your projects final installation, we are here to help as much or as little as your team needs.